



# CATALOGO 2019

CATALOGUE - KATALOG

**INNESTI RAPIDI PER IMPIANTI OLEODINAMICI**

Hydraulic Quick Release Couplings

Hydraulik Steck-Kupplungen

Coupleurs Rapides Hydrauliques



## INNESTI RAPIDI PER IMPIANTI OLEODINAMICI

Hydraulic Quick Release Couplings  
Hydraulik Steck-Kupplungen  
Coupleurs Rapides Hydrauliques





<b>STRUTTURA DEL CATALOGO / LAYOUT OF THE CATALOGUE</b>	5
<b>DATI TECNICI / TECHNICAL DATA</b>	6
<b>TABELLA CODICI-DIMENSIONI / CODES-DIMENSIONS TABLE</b>	7
<b>NOMOGRAMMA DI FLUSSO / FLOW NOMOGRAM</b>	8
<b>COMPATIBILITÀ FLUIDI-GUARNIZIONI / FLUIDS-SEALS COMPATIBILITY</b>	9
<b>TABELLE DI CONVERSIONE / CONVERSION TABLES</b>	10
<b>FILETTI DISPONIBILI / AVAILABLE THREADS</b>	10
<b>AVVERTENZE / WARNING</b>	11

Prodotti Series	Color Code		pagina page	Prodotti Series	Color Code		pagina page
<b>CTR</b>		<b>LOCK NUTS</b>	319	<b>PPV3</b>		<b>PUSH PULL/STANDARD</b>	200
<b>GGL/GGN</b>		<b>SWIVEL JOINTS</b>	314	<b>PPVX</b>		<b>PUSH PULL/STAINLESS</b>	209
<b>KFX1</b>		<b>HANDGRIP</b>	312	<b>PRH3</b>		<b>SCREW/TRAILERS</b>	112
<b>PAO1/PAOC</b>		<b>ISO A/STEEL/FREE FLOW</b>	145	<b>PST4</b>		<b>FLAT FACE/VEP/STEEL</b>	90
<b>PAV1</b>		<b>ISO A/STEEL</b>	140	<b>PST4 BOP</b>		<b>FLAT FACE/VEP/BOP</b>	108
<b>PAVX</b>		<b>ISO A/STAINLESS STEEL</b>	150	<b>PST4 CS</b>		<b>FLAT FACE/VEP/PIN LOCK</b>	98
<b>PBOX</b>		<b>ISO B/STAINLESS/FREE FLOW</b>	136	<b>PSTF</b>		<b>FLAT FACE/VEP/FLANGED</b>	103
<b>PBV1</b>		<b>ISO B/STEEL</b>	118	<b>PTK1</b>		<b>TEMA/DECOMPRESSION</b>	170
<b>PBV1 BOP</b>		<b>ISO B/BOP</b>	124	<b>PTO1</b>		<b>TEMA/STEEL/FREE FLOW</b>	173
<b>PBVM</b>		<b>ISO B/BRASS</b>	127	<b>PTV1</b>		<b>TEMA/STEEL/POPPET</b>	166
<b>PBVX</b>		<b>ISO B/STAINLESS STEEL</b>	132	<b>PVE1</b>		<b>SCREW/TRUCKS</b>	258
<b>PCJ5</b>		<b>1000 BAR/115 SERIES</b>	289	<b>PVM</b>		<b>ISO 14540/700 bar</b>	280
<b>PCJ6</b>		<b>1500 BAR/116 SERIES</b>	291	<b>PVM4</b>		<b>ISO 14540/700 bar</b>	283
<b>PDS1</b>		<b>STANDARD/BALL</b>	159	<b>PVR1</b>		<b>SCREW/RoFLEX</b>	261
<b>PDV1</b>		<b>STANDARD/POPPET</b>	154	<b>PVS</b>		<b>ISO 14540/700 bar/BALL</b>	277
<b>PFT</b>		<b>BRAKE VALVE /ISO 5676</b>	306	<b>PVSX/PVMX</b>		<b>ISO 14540/700 bar/STAINLESS</b>	286
<b>PGR/PGV/PSS/PSV/PNZ</b>		<b>SPECIAL EXECUTIONS</b>	163	<b>PVT4</b>		<b>FLAT FACE/SCREW/STEEL</b>	56
<b>PKK1</b>		<b>ISO A/DECOMPRESSION</b>	212	<b>PVT4 BOP</b>		<b>FLAT FACE/SCREW/BOP</b>	84
<b>PKK3</b>		<b>PUSH PULL/DECOMPRESSION</b>	215	<b>PVT4 CS</b>		<b>FLAT FACE/SCREW/PIN LOCK</b>	67
<b>PLK4</b>		<b>ISO 16028/DECOMPRESSION</b>	41	<b>PVTF</b>		<b>FLAT FACE/SCREW/FLANGED</b>	74
<b>PLS1</b>		<b>FLAT FACE/71 SERIES/STEEL</b>	48	<b>PVTX</b>		<b>FLAT FACE/SCREW/STAINLESS</b>	79
<b>PLSX</b>		<b>FLAT FACE/71 SERIES/STAINLESS</b>	52	<b>PVTX BOP</b>		<b>FLAT FACE/STAINLESS/BOP</b>	87
<b>PLT1</b>		<b>ISO 16028/STANDARD</b>	13	<b>PVV3</b>		<b>SCREW/ISO 14541</b>	227
<b>PLT4</b>		<b>ISO 16028/350 BAR</b>	23	<b>PVV3 CS</b>		<b>SCREW/ISO 14541/PIN LOCK</b>	241
<b>PLT5</b>		<b>ISO 16028/HIGH RESISTANCE</b>	32	<b>PVVX</b>		<b>SCREW/ISO 14541/STAINLESS</b>	247
<b>PLT6</b>		<b>ISO 16028/700 BAR</b>	35	<b>SPPP</b>		<b>ANCHOR BRACKETS</b>	319
<b>PLT7</b>		<b>700 BAR/HP</b>	38	<b>VAV1</b>		<b>SCREW/GA 9000</b>	251
<b>PLTX</b>		<b>ISO 16028/STAINLESS STEEL</b>	18	<b>VDV1</b>		<b>SCREW/VV</b>	293
<b>PNO1</b>		<b>H SERIES/STEEL/FREE FLOW</b>	186	<b>VFF1</b>		<b>78 SERIES/WING NUT</b>	266
<b>PNOX</b>		<b>H SERIES/STAINLESS/FREE FLOW</b>	190	<b>VFH1</b>		<b>75 SERIES/WING NUT</b>	270
<b>PNV1</b>		<b>H SERIES/STEEL/POPPET</b>	177	<b>VFH1 BOP</b>		<b>75 SERIES/WING NUT/BOP</b>	274
<b>PNVX</b>		<b>H SERIES/STAINLESS/POPPET</b>	182	<b>VIV1</b>		<b>SCREW/DN30-DN76</b>	254
<b>PPK3</b>		<b>PUSH PULL/RIGID</b>	221	<b>VNR</b>		<b>CHECK VALVES</b>	317
<b>PPK4</b>		<b>PUSH PULL/RIGID/DECOMPRESSION</b>	224	<b>VVT</b>		<b>SCREW VALVE</b>	309
<b>PPS1</b>		<b>PUSH PULL/BALL</b>	197	<b>VVV1</b>		<b>SCREW/VVS/STEEL</b>	298
<b>PPV1</b>		<b>PUSH PULL/POPPET</b>	194	<b>VVVX</b>		<b>SCREW/VVS/STAINLESS STEEL</b>	302





## STRUTTURA DEL CATALOGO

Ogni serie di innesti rapidi presente nel catalogo è introdotta da un'immagine e da alcune note che ne descrivono le principali **CARATTERISTICHE TECNICHE**.

Per ogni modello viene specificato il tipo di materiale, le guarnizioni impiegate, la temperatura e la pressione di esercizio; in generale tutti i dati che possono essere utili per individuare l'innesto più adatto all'applicazione. Nella stessa pagina è inoltre presente la tabella con i **DATI TECNICI** e il grafico delle **PERDITE DI CARICO**.



Le pagine successive sono dedicate ai dettagli di ogni modello.

Vi si trovano il **DISEGNO** relativo ad ogni dimensione disponibile nell'ambito della serie presentata e le tabelle con i **CODICI** e le **DIMENSIONI**.



Nell'ultima pagina di ogni serie vi sono poi gli **ACCESSORI** con i relativi **DISEGNI** e la tabella con le **GUARNIZIONI DI RICAMBIO**.



## LAYOUT OF THE CATALOGUE

Each of the quick couplings in this catalogue is introduced by a picture and some brief notes describing the main **TECHNICAL FEATURES**.

These include the type of material, the seals utilized, the temperature, the working pressure and in general such data as may be of use in determining which coupling to select.

On the same page there is also the table with **TECHNICAL DATA** and the graph for each individual model of **PRESSURE DROP**.

Subsequent pages give details for each individual model.

You will find the **DRAWINGS** for each size available in the series presented and the tables listing **CODES** and **DIMENSIONS**.

**ACCESSORIES** with their relative drawings and the **REPLACEMENT SEALS** are in the last page of the series.

## DATI TECNICI

I dati sono stati ricavati da accurati test eseguiti presso la DNP su banco prova certificato, secondo la norma ISO 18869.

In particolare per ogni dimensione viene indicato:

- il passaggio (in millimetri);
- la pressione massima di esercizio (in MPa);
- la portata nominale e la portata massima (in litri al minuto);
- la pressione minima di scoppio (in MPa) sia con le parti innestate che disinnestate;
- lo spillaggio, ovvero la perdita di fluido in fase di disinnesto (in cc);

Tutte le unità di misura sono espresse secondo il sistema metrico decimale (Sistema Internazionale).

Per la conversione nel Sistema Inglese consultare le tabelle di pag. 10.

Generalmente il rapporto tra la pressione di scoppio e quella di utilizzo è 4:1.

DNP	Passaggio (mm)	Portata (l/min)	Max. burst pressure (MPa)	
			Coupled	Uncoupled
59	8.3	31	180	120
66	10	40	160	110
73	12.5	25	100	70
80	14	25	100	70
87	17.8	25	100	70
94	20	25	100	70
101	25	25	100	70
108	30	25	100	70
115	35	25	100	70

## TECHNICAL DATA

All data is obtained by careful testing carried out on DNP's own certified test bench according to ISO 18869.

The following values are indicated for each size of coupling:

- The passage (in millimeters);
- The maximum working pressure (in MPa);
- Nominal flow and maximum flow rate (in liters per minute);
- The minimum burst pressure (in MPa), coupled and uncoupled;
- The spillage, or fluid loss during disconnection (in cc);

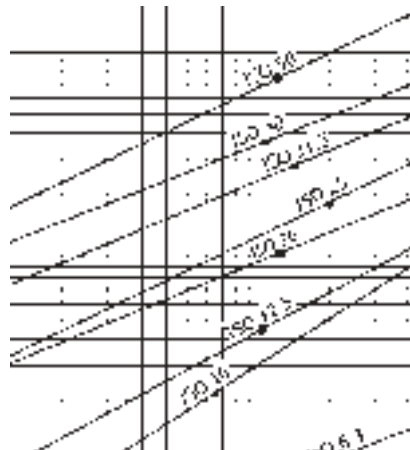
All units are given according to the metric system (International System).

For the conversion in the English System refer to the tables page 10.

The ratio between burst pressure and working pressure is generally 4:1.

### PERDITE DI CARICO

Per ogni dimensione di innesto sono indicati anche i grafici della perdita di carico (comunemente definita  $\Delta p$ ), ovvero la differenza tra la pressione in entrata e quella in uscita dall'innesto al crescere della portata. Esse sono state ricavate su banco prova certificato con le modalità richieste dalla norma ISO 18869.

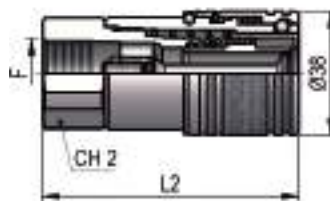


### PRESSURE DROP

Pressure drop charts are given for each size of coupling. Pressure Drop (usually referred to as  $\Delta p$ ) denotes the difference in pressure upstream and downstream of the coupling as flow rate increases. These charts are obtained by testing on our certified testing bench, following the methods required by ISO 18869.

### DISEGNO

I disegni sono realizzati in scala rispetto al pezzo originale e indicano le principali misure di ingombro. Tutte le misure sono espresse in mm. Per la conversione in pollici fare riferimento alla tabella di pag. 10.



### DRAWING

The drawing is in scale compared to the original piece and includes the principal dimensions. All dimensions are in mm. To convert in inches please refer to the table on page 10.



Le prime colonne indicano le varie misure, espresse in mm, che non sono quotate sul disegno, le filettature disponibili e la relativa norma di riferimento.

Le successive colonne sono invece riservate ai codici dei singoli prodotti, al loro peso e al confezionamento standard.

Le quantità per confezione sono puramente indicative e possono essere utilizzate, a discrezione del cliente, per ordinare scatole complete.

Ogni codice è univoco e generalmente, è composto da una parte letterale che individua la serie, una prima parte numerica che indica la dimensione dell'innesto, una seconda parte numerica che individua il tipo di filetto, ed infine il semi-innesto (maschio o femmina).

ES.: PAV1.1313.013

PAV1 = INNESTO SERIE ISO/A

13 = DN13 (dimensione ISO 12.5)

13 = 1/2"

01 = NPT

3 = MASCHIO (2 = FEMMINA)

Se si desidera ordinare un innesto con una guarnizione diversa dallo standard, far seguire **V** per FKM o **E** per EPDM.

Altri tipi di guarnizione possono essere forniti su richiesta, in base al tipo di fluido utilizzato e alla temperatura di esercizio. Per informazioni generali sulla compatibilità guarnizione/fluido/temperatura fare riferimento alla tabella di pag.9 .

Gli innesti in acciaio inossidabile e in ottone sono normalmente già forniti con guarnizioni in FKM.

Prodotti fuori standard possono essere realizzati su specifiche richieste dei clienti.

A questo scopo rivolgersi all'Ufficio Tecnico DNP. Se il codice indicato sulla tabella è seguito da asterisco (\*), il prodotto non è solitamente disponibile a magazzino ma viene realizzato su esclusiva richiesta del cliente.

Per ordini di questi prodotti si consiglia di chiedere informazioni al Servizio Clienti DNP.

The first columns indicate the various dimensions in mm, not indicated in the drawing, the different threads available and the pertinent standard.

The following columns give the codes for individual products, their weight and standard packaging. Quantities of each box are indicative and may be used at the discretion of the customer to order full boxes. Each code is unique and generally comprises letters designating the series, a first set of numbers designating the size of the coupling, and a second set of numbers designating the type of thread and the half-coupling (male or female).

EXAMPLE: PAV1.1313.013

PAV1 = COUPLING ISO A SERIES

13 = DN13 (ISO size 12.5)

13 = 1/2"

01 = NPT

3 = MALE (2 = FEMALE)

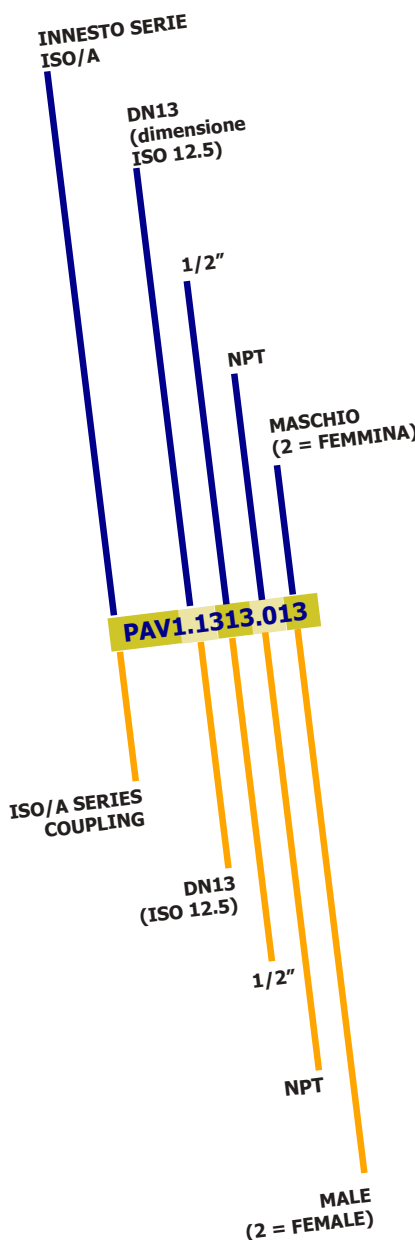
When ordering a coupling with a seal other than standard, proceed as follows  
**V** for FKM or **E** for EPDM.

Other types of seal can be supplied on request, depending on the type of fluid used and the working temperature. For general information about seals/fluid/temperature compatibility refer to the table page 9.

Non-standard products can be made to specific customer requirements. In this case, please contact the Technical Office of DNP. Stainless steel and brass couplings are generally supplied with FKM seals.

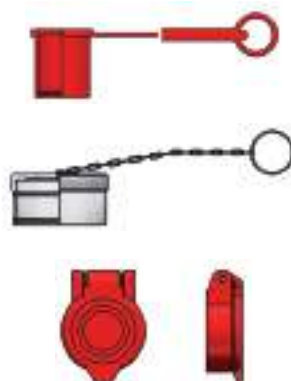
If the code shown in the table is followed by an asterisk (\*), this means that this coupling is generally not available from our stock.

It is produced on request of the customer. If these couplings are required, contact our Customer Service department for up-to-date information.



#### ACCESSORI E GUARNIZIONI DI RICAMBIO

Per comodità di consultazione e ordinazione, per ogni modello di innesto sono indicati sia gli accessori disponibili (generalmente tappi e cappucci di protezione degli innesti) con il relativo disegno, sia i codici dei prodotti (in genere le guarnizioni) che è possibile richiedere come ricambio. Si ricorda che non sempre la sostituzione di una guarnizione è un'operazione semplice e che, per qualsiasi aiuto o chiarimento, l'ufficio tecnico DNP è a disposizione della clientela.



#### ACCESSORIES AND REPLACEMENT SEALS

For ease of reference and ordering, for each type of couplings are given the available accessories (generally protective plugs and caps for the couplings) with relevant drawings, and the replacement article codes (generally concerning the seals).

It should be remembered that the replacement of a seal is not always a simple operation but that the DNP Technical Department can always be contacted for any assistance or clarification that may be required.

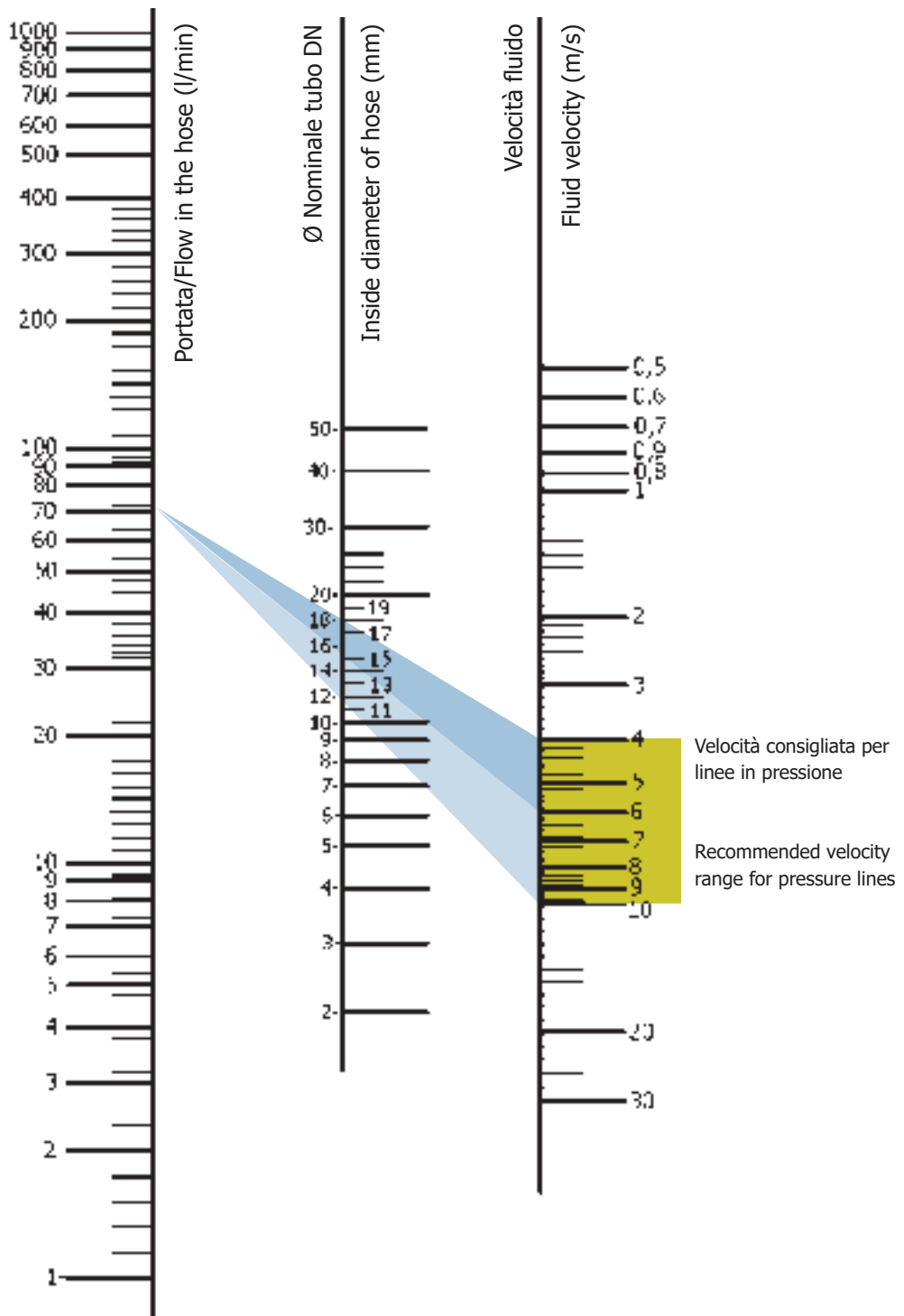


Per tubi assemblati

Esempio: determinare il diametro minimo del tubo per un passaggio di 70 l/m.  
 Tracciare una linea da 70 l/m di portata a 6 m/s di velocità del fluido. La retta interseca la linea del diametro a 15.5 mm. Questo è il diametro nominale ideale del tubo.  
 Basato sulla formula Hazen-Williams.

For assembled hoses

Example: establish the min diameter of the hose for a flow of 70 l/m.  
 Draw a line from 70 l/m flow to 6 m/s fluid velocity. This line intersects the straight line of diameter at 15.5 mm. This is the ideal nominal diameter of the hose.  
 Based on Hazen-Williams formula.



CARATTERISTICHE FISICO CHIMICHE DELLE GUARNIZIONI	Nitrile Rubber	Ethylene Propylene Diene Rubber	Polyurethane Rubber	Fluorocarbon	Perfluorinated Elastomer	Perfluorinated Elastomer	Teflon	PHYSICAL and CHEMICAL CHARACTERISTICS OF SEALS
	NBR	EPDM	AU,EU,PU	FKM	FFKM	KFB	P.T.F.E.	
COMPATIBILITÀ								COMPATIBILITY
Prodotti Chimici	6	10	6	10	10	10	10	Chemicals
Acidi	6	8	6	10	10	10	10	Acids
Acqua e Vapore	6	10	6	6	10	10	10	Water and Steam
Olii e Grassi MINERALI	10	0	8	10	10	10	10	MINERAL Oils and Greases
Olii e Grassi SINTETICI	8	0	8	10	10	10	10	SYNTHETIC Oils and Greases
Benzene	4	4	6	10	10	10	10	Benzene
Benzina 95-98 oct.	4	0	6	10	10	10	10	Gasoline 95-98 oct.
Diesel	8	0	6	10	10	10	10	Diesel
Carburante ASTM-A/-B	8	4	6	10	10	10	10	Fuel ASTM-A/-B
Metano	4	10	6	4	10	10	10	Methane
Gas Liquido	10	10	6	10	10	10	10	Liquid Gas
Gas Naturale	10	10	6	10	10	10	10	Natural Gas
Glicoli	4	10	6	8	10	10	10	Glycols
Paraffina	10	0	6	10	10	10	10	Paraffin
RESISTENZA								RESISTANCE
Agenti Atmosferici	4	10	8	10	10	10	10	Weathering
Calore	8	10	6	10	10	10	10	Heat
Freddo	8	9	8	7	8	7	10	Cold
Impermeabilità Gas	8	4	6	10	10	10	10	Gas Impermeability
TEMPERATURE DI LAVORO								WORKING TEMPERATURE
T °C MAX di Lavoro	+100 °C	+150 °C	+80 °C	+200 °C	+315 °C	+321 °C	+250 °C	Working T °C MAX
T °C MIN di Lavoro	-25 °C	-40 °C	-30 °C	-25 °C	-20 °C	-13 °C	-200 °C	Working T °C MIN

OTTIMO	10	Particolarmente indicato per l'applicazione
EXCELLENT		Particularly suitable for application
BUONO	8	Buona resistenza, con variazioni moderate delle proprietà
GOOD		Good strength, with moderate variations of properties
MEDIOCRE	6	Mediocre resistenza del materiale, con variazioni delle proprietà
DOUBTFUL		Poor strength of the material, with variations of the properties
SCARSO	4	Scarsa resistenza del materiale con variazione delle proprietà
POOR		Low resistance of the material, with change of the property
SCONSIGLIATO	0	Non idoneo per l'applicazione, sconsigliato
NOT RECOMMENDED		Not suitable for the application, not recommended

## TABELLA DI CONVERSIONE

### DIMENSIONI - DIMENSIONS

1 in = 25,4 mm → X in = (X\*25,4) mm  
 1 mm = 0,0394 in → Y mm = (Y\*0,0394) in

### AREA

1 in<sup>2</sup> (sqin) = 645,16 mm<sup>2</sup> → X in<sup>2</sup> = (X\*645,16) mm<sup>2</sup>  
 1 mm<sup>2</sup> = 0,0016 in<sup>2</sup> (sqin) → Y mm<sup>2</sup> = (Y\*0,0016) in<sup>2</sup>

### PESO - WEIGHT (lb) libbra = pound

1 lb = 453,59 g → X lb = (X\*453,59) g  
 1 g = 0,0022 lb → Y g = (Y\*0,0022) lb

### TEMPERATURA - TEMPERATURE

°C = 0,5555 \*(°F-32) → X °C = (X\*1,8)+32 °F  
 °F = 1,8\*°C +32 → Y °F = 0,5555\*(Y-32) °C  
 °C = °K +273,15 → X °C = (X-273,15) °K  
 °K = °C -273,15 → Y°K (Y+273,15) °C

## CONVERSION TABLES

### PORTATA - FLOW

1 gallon(UK)/min = 4,5459 l/min → X gallon(UK)/min = (X\*4,5459) l/min  
 1 l/min = 0,2199 gallon(UK)/min → Y l/min = (Y\*0,2199) gallon(UK)/min

1 gallon(US)/min = 3,7848 l/min → X gallon(US)/min = (X\*3,7848) l/min  
 1 l/min = 0,2642 gallon(US)/min → Y l/min = (Y\*0,2642) gallon(US)/min

### PRESSIONE - PRESSURE

1 MPa = 145,038 PSI → X MPa = (X\*145,038) PSI  
 1 PSI = 0,0069 MPa → Y PSI = (Y\*0,0069) MPa

1 MPa = 10 bar → X MPa = (X\*10) bar  
 1 bar = 0,1 MPa → Y bar = (Y\*0,1) MPa

1 MPa = 9,8692 atm → X MPa = (X\*9,8692) atm  
 1 atm = 0,1013 MPa → Y atm = (Y\*0,1013) MPa

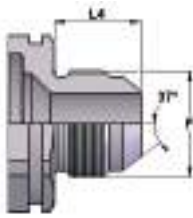
1 MPa = 20855,4 lbf/ft<sup>2</sup> → X MPa = (X\*20855,4) lbf/ft<sup>2</sup>  
 1 lbf/ft<sup>2</sup> = 0,000047 MPa → Y lbf/ft<sup>2</sup> = (Y\*0,000047) MPa

## FILETTI DISPONIBILI

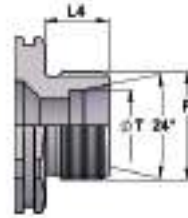
AG 1



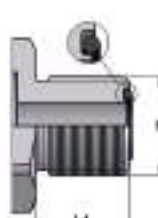
AG 2



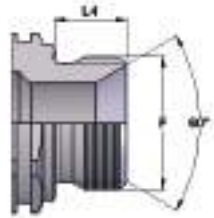
AG 3



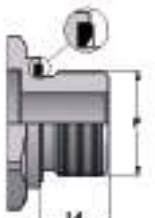
AG 4



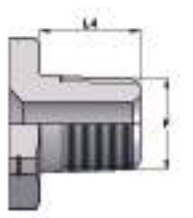
AG 5



AG 6



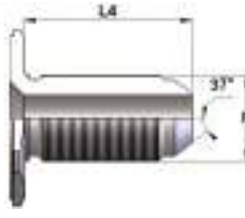
AG 7



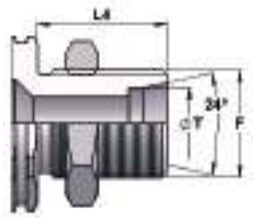
AGS 1



AGS 2



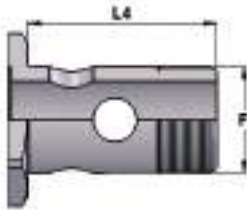
AGS 3



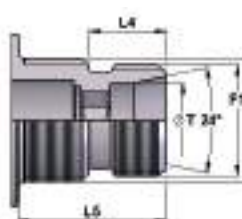
AGS 4



AGS 5



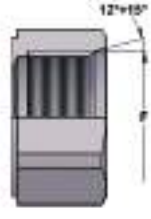
AGS 6



IG 1



IG 2



**ATTENZIONE!!**

**SI RACCOMANDA DI NON SELEZIONARE O UTILIZZARE GLI INNESTI RAPIDI SENZA AVER PRESO VISIONE DELLE SEGUENTI PRESCRIZIONI ED ISTRUZIONI DI SICUREZZA.**

**SCELTA - USO - MANUTENZIONE**

Un'errata scelta del tipo di innesto rapido, un uso improprio o un guasto possono essere causa di danni gravi a cose e persone.

Il catalogo indica alcuni elementi per la scelta e l'impiego degli innesti rapidi. Nel dubbio chiedete a noi o al nostro distributore maggiori informazioni.

Gli innesti rapidi o gli organi di collegamento possono manifestare guasti o danneggiarsi improvvisamente. La progettazione dei sistemi idraulici deve considerare soprattutto la sicurezza delle persone e la tutela dell'ambiente.

**RESPONSABILITA' DELL'UTILIZZATORE**

La grande varietà odierna delle applicazioni non garantisce che ogni tipo di innesto sia idoneo per qualsiasi sistema.

Pertanto l'utente, con proprie valutazioni e test, è il solo responsabile della scelta del tipo di innesto rapido e dell'accertamento che l'impiego non presenti rischi per la salute e la sicurezza.

Per qualsiasi chiarimento rivolgersi al nostro Servizio Clienti.

Ci si deve comunque accertare che:

- scegliendo un certo tipo di innesto rapido la **PRESSIONE** massima di esercizio dichiarata sia uguale o superiore alla pressione massima del sistema;
- il **FLUIDO** sia compatibile con i materiali dell'innesto rapido e delle sue guarnizioni di tenuta;
- la **TEMPERATURA** del fluido non ecceda quella indicata.

Qualora la temperatura del fluido fosse elevata, proteggere le mani durante le operazioni di innesto e disinnesto.

Il **DIMENSIONAMENTO** dovrà essere tale da ridurre al minimo le perdite di pressione, la generazione di calore o l'eccessiva velocità del fluido. La velocità consigliata va dai 4 ai 10 m/s.

Per un corretto dimensionamento dell'innesto rispetto alla portata richiesta e alla velocità del fluido fare riferimento al Nomogramma di flusso di pag.8.

I **CARICHI LATERALI** o le **VIBRAZIONI** possono danneggiare o ridurre la durata dell'innesto.

Prestare massima cura alla **PULIZIA** degli impianti. Sporco o residui nel circuito possono causare danni agli innesti rapidi.

Tutte le indicazioni tecniche presenti nel catalogo potrebbero non essere valide nel caso venissero accoppiati semi-innesti DNP con **SEMI-INNESTI DI ALTRI PRODUTTORI**. In ogni caso raccomandiamo di non superare mai la pressione d'esercizio più bassa tra i due prodotti. Non applicare una coppia di serraggio eccessiva in fase di assemblaggio dei raccordi negli innesti con **FILETTATURA CONICA** in modo da evitare crepe o rotture dell'innesto. Si consiglia l'applicazione di un sigillante liquido o in pasta sulla filettatura.

Si ricorda che l'innesto non è un giunto girevole ed è quindi sconsigliato in presenza di **ROTAZIONI** nell'applicazione.

Nel caso fosse richiesto l'accoppiamento o il disaccoppiamento con **CIRCUITO IN PRESSIONE** utilizzare solo innesti progettati per questo impiego.

Accertarsi che gli innesti rapidi siano compatibili con l'ambiente di lavoro e che siano mantenuti **PULITI** soprattutto nelle parti che possono pregiudicarne la funzionalità. A questo scopo, per ogni modello di innesto, sono disponibili tappi e cappucci di protezione. Qualora aveste dubbi non esitate ad interpellarci per ottenere istruzioni più dettagliate su manutenzione e istruzioni per l'installazione.

**ATTENTION!!**

**PLEASE DO NOT SELECT OR USE THE QUICK COUPLINGS WITHOUT HAVING READ THE FOLLOWING REQUIREMENTS AND SAFETY INSTRUCTIONS.**

**CHOISE - OPERATION - MAINTENANCE**

Incorrect choice of quick couplings, improper use or failure can cause serious damage to the equipment and to the operators.

This catalogue provides some information regarding the choice and the application of the quick release couplings. Should you have any doubts please contact us directly or our distributor for further details.

Quick release couplings or transmission parts may malfunction or suddenly fail. The planning of hydraulic systems must therefore consider the health and safety of the operators and of the immediate environment.

**RESPONSABILITY OF THE USER**

The wide range of applications does not guarantee that each type of coupling will be suitable for each system. Therefore, the users, with their evaluation and testing, are solely responsible for selecting the type of quick couplings and for verifying that the application does not present any risk to health and safety.

Our customer service department is at your disposal to assist you in any enquiries and explanations.

It is essential and of utmost importance:

- to ensure that the maximum declared working **PRESSURE** of the chosen quick coupling is greater than or equal to the maximum working pressure of the system;
- that the **FLUID** is compatible with the materials and seals of the quick release coupling;
- that the fluid **TEMPERATURE** does not exceed the declared limits.

In cases of high fluid temperature hands must be correctly protected during connection and disconnection.

**DIMENSIONS** must be precise to reduce to the minimum any pressure loss, heat generation or the speed of the fluid flow. Recommended speed range: from 4 to 10 m/s. For a correct sizing of the coupling compared to the required flow rate and speed refer to the flow nomogram page 8.

**LATERAL LOADS** or **VIBRATION** can damage or reduce the life of the quick coupling. Take care to **CLEAN** well equipments. Dirt or residual parts in the circuit may cause damage to the couplings.

All technical information in this catalogue may not be valid if **DNP** half couplings were connected with **HALF-COUPLINGS OF OTHER MANUFACTURERS**. In any case we recommend you never exceed the lowest working pressure between the two products.

Do not apply excessive tightening torque when assembling fitting in the couplings with **CONICAL THREADS** to prevent leakages or ruptures of the couplings. We recommend to apply on the thread a liquid sealant or paste.

Please note that couplings are not swivel joints and therefore their use is not recommended in the presence of **ROTATIONS**.

If a connection or disconnection **UNDER PRESSURE** is required, only couplings specified exclusively for this purpose shall be used.

Make sure that the quick release couplings are compatible with the work environment, and that they are kept **CLEAN**, especially those parts whose functionality may become damaged. For this purpose, caps and plugs are available for each type of coupling.

In all cases of doubt please do not hesitate to contact us and we will supply you with detailed instructions concerning maintenance and installation.

## ATTENZIONE

Si ricorda che ogni dato presente nel catalogo è indicativo e può essere soggetto a modifiche e variazioni, a discrezione della DNP, in qualsiasi momento.

## IMPORTANT

All data contained in the catalogue is indicative, and subject to change at the discretion of DNP without notice at any time.

**ISO 16028**

VALVOLA PIANA/ACCIAIO  
FLAT FACE/STEEL  
FLACHDICHTEND/STAHL  
CLAPET PLAT/ACIER


**Caratteristiche tecniche I**

- Norma: ISO 16028 (DN06→DN30)
- Occlusione: faccia piana
- Aggancio: sfere radiali
- Materiale: acciaio
- Finitura: Zn-Fe (Cr III)
- Filettature: BSP - NPT - SAE
- Guarnizioni standard: NBR
- Temperatura d'esercizio: -25 °C +100 °C
- Guarnizioni opzionali: FKM, EPDM o altro
- Pressioni di esercizio: 250-300 bar
- Connessione in pressione: non consentita


**Technical data E**

- Standard: ISO 16028 (DN06→DN30)
- Occlusion: flat face
- Locking: radial balls
- Material: steel
- Finishing: Zn-Fe (Cr III)
- Threads: BSP - NPT - SAE
- Standard seals: NBR
- Working temperature: -25 °C +100 °C
- Optional seals: FKM, EPDM or more
- Working pressure: 250-300 bar
- Connection under pressure: not allowed

Nominal size				Max working pressure	Rated flow	Max flow rate	Min burst pressure			Fluid spillage
DNP	BG	ISO	mm				Male	Female	Coupled	
06	1	6.3	6	30	12	24	180	120	140	0.008
13	2	10	8.6	25	23	46	160	100	160	0.010
20	3	12.5	10.7	25	45	90	150	110	190	0.012
25	4	19	14.8	25	100	200	140	110	140	0.020
30	5	25	17.6	25	189	280	130	100	140	0.030
35	6	31.5	26	20	260	520	80	110	80	0.040
39	7	38	30	20	379	700	120	110	110	0.050
50	8	51	40.6	15	757	1000	70	65	65	0.100

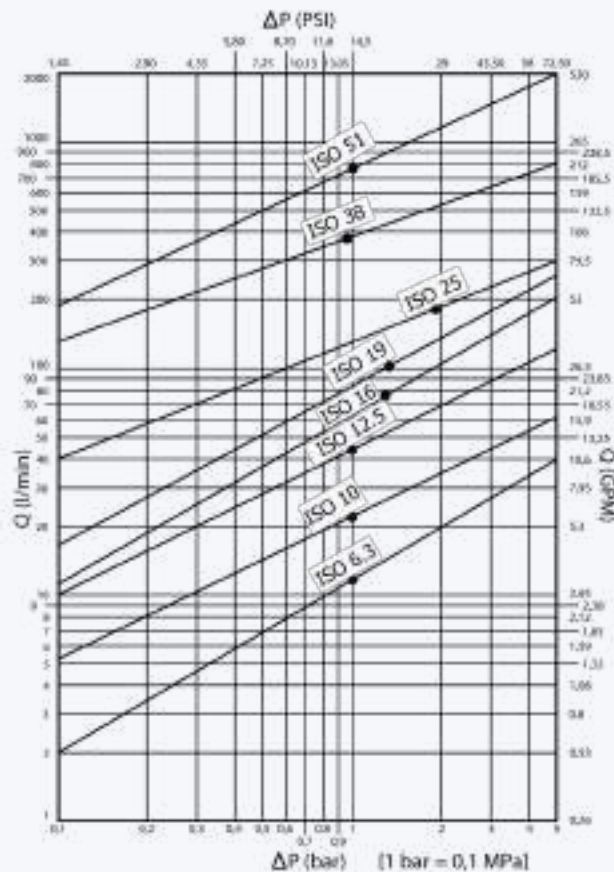
1 MPa = 145.04 psi • 1 l = 0.264 gal

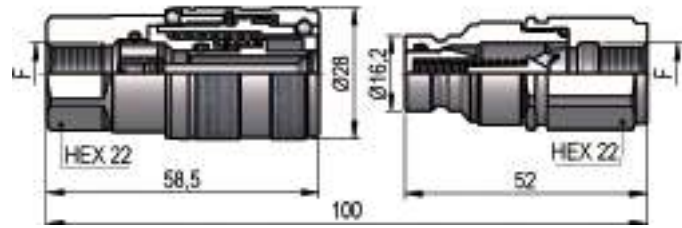
**Technische Merkmale D**

- Norm: ISO 16028 (DN06→DN30)
- Verschluss: flachdichtend
- Kupplung: Radial Kugeln
- Werkstoff: Stahl
- Ausführung: Zn-Fe (Cr III)
- Gewinde: BSP - NPT - SAE
- Standard-Dichtungen: NBR
- Betriebstemperatur: -25 °C +100 °C
- Dichtungen nach Wahl: FKM, EPDM, usw.
- Betriebsdruck: 250-300 bar
- Kuppeln unter Druck: nicht möglich


**Caracteristiques techniques F**

- Norme: ISO 16028 (DN06→DN30)
- Obturation: clapet plat
- Accrochage: billes radiales
- Matériel: acier
- Traitement: Zn-Fe (Cr III)
- Taraudage: BSP - NPT - SAE
- Joints standard: NBR
- Température de service: -25 °C +100 °C
- Joints facultatifs: FKM, EPDM, ect.
- Pression de service: 250-300 bar
- Connexion sous pression: pas possible

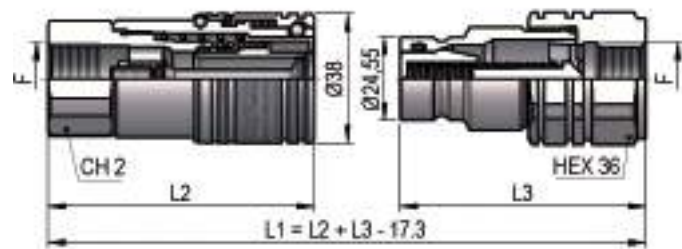


**PLT1 DN06 - BG 1 - ISO 6.3**


F	STANDARD	FEMMINA - FEMALE - MUFFE - FEMELLE			MASCIO - MALE - STECKER - MALE		
		COD. F	Weight (g)	Packaging (pcs.)	COD. M	Weight (g)	Packaging (pcs.)
BSP 1/4"	DIN 3852-2-X	PLT1.0606.002	181	100	PLT1.0606.003	96	200
NPT 1/4"	ANSI B1.20.3	PLT1.0606.012	181	100	PLT1.0606.013	96	200

**PLT1 DN13 - BG 2 - ISO 10**


L2	L3	F	STANDARD	FEMMINA - FEMALE - MUFFE - FEMELLE			MASCIO - MALE - STECKER - MALE		
				COD. F	Weight (g)	Packaging (pcs.)	COD. M	Weight (g)	Packaging (pcs.)
67.3	63.5	BSP 3/8"	DIN 3852-2-X	PLT1.1310.002	256	60	PLT1.1310.003	156	76
67.3	63.5	NPT 3/8"	ANSI B1.20.3	PLT1.1310.012	259	60	PLT1.1310.013	159	76
72.3	67.5	BSP 1/2"	DIN 3852-2-X	PLT1.1313.002	253	60	PLT1.1313.003	151	76
72.3	67.5	NPT 1/2"	ANSI B1.20.3	PLT1.1313.012	256	60	PLT1.1313.013	154	76

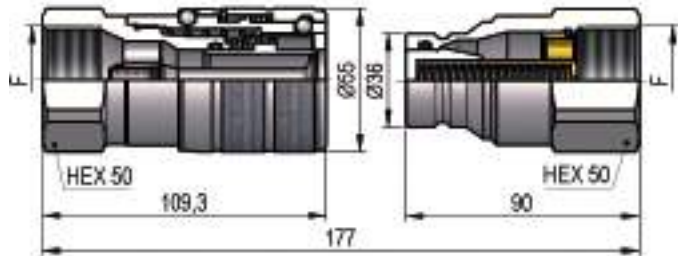
**PLT1 DN20 - BG 3 - ISO 12.5**


CH2	L2	L3	F	STANDARD	FEMMINA - FEMALE - MUFFE - FEMELLE			MASCIO - MALE - STECKER - MALE		
					COD. F	Weight (g)	Packaging (pcs.)	COD. M	Weight (g)	Packaging (pcs.)
32	78.5	72.5	BSP 1/2"	DIN 3852-2-X	PLT1.2013.002	413	35	PLT1.2013.003	305	42
32	84	74	NPT 1/2"	ANSI B1.20.3	PLT1.2013.012	408	35	PLT1.2013.013	314	42
36	84	74.5	BSP 3/4"	DIN 3852-2-X	PLT1.2019.002	445	35	PLT1.2019.003	282	42
36	84	74	NPT 3/4"	ANSI B1.20.3	PLT1.2019.012	451	35	PLT1.2019.013	290	42

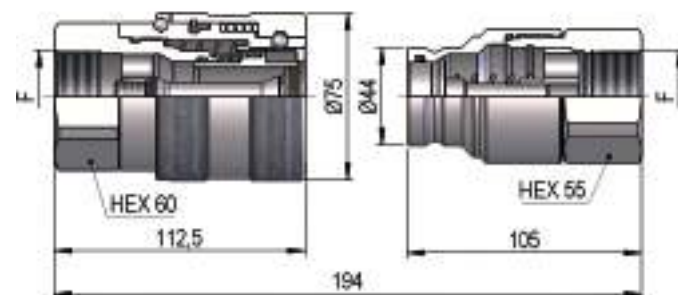


**PLT1 DN25 - BG 4 - ISO 19**

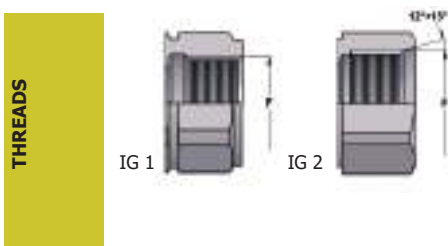

F	STANDARD	FEMMINA - FEMALE - MUFFE - FEMELLE			MASCHIO - MALE - STECKER - MALE		
		COD. F	Weight (g)	Packaging (pcs.)	COD. M	Weight (g)	Packaging (pcs.)
BSP 3/4"	DIN 3852-2-X	PLT1.2519.002	850	23	PLT1.2519.003	478	30
NPT 3/4"	ANSI B1.20.3	PLT1.2519.012	857	23	PLT1.2519.013	485	30
BSP 1"	DIN 3852-2-X	PLT1.2525.002	789	23	PLT1.2525.003	423	30
NPT 1"	ANSI B1.20.3	PLT1.2525.012	801	23	PLT1.2525.013	435	30

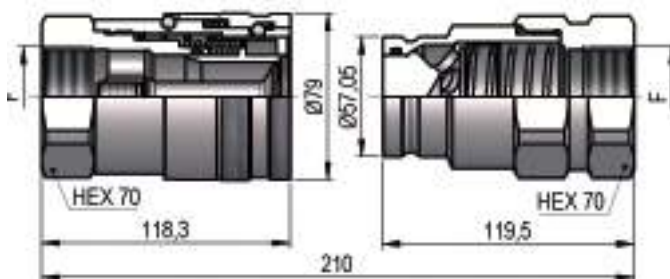
**PLT1 DN30 - BG 5 - ISO 25**


F	STANDARD	FEMMINA - FEMALE - MUFFE - FEMELLE			MASCHIO - MALE - STECKER - MALE		
		COD. F	Weight (g)	Packaging (pcs.)	COD. M	Weight (g)	Packaging (pcs.)
BSP 1 1/4"	DIN 3852-2-X	PLT1.3031.002	1139	7	PLT1.3031.003	648	20
NPT 1 1/4"	ANSI B1.20.3	PLT1.3031.012	1162	7	PLT1.3031.013	661	20

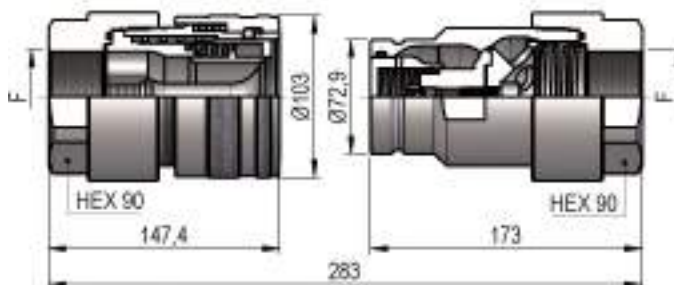
**PLT1 DN35 - BG 6 - ISO 31.5**


THREADS	F	STANDARD	FEMMINA - FEMALE - MUFFE - FEMELLE			MASCHIO - MALE - STECKER - MALE		
			COD. F	Weight (g)	Packaging (pcs.)	COD. M	Weight (g)	Packaging (pcs.)
<b>IG 1</b>	BSP 1 1/4"	DIN 3852-2-X	PLT1.3531.002	2376	5	PLT1.3531.003	1117	10
	NPT 1 1/4"	ANSI B1.20.3	PLT1.3531.012	2400	5	PLT1.3531.013	1130	10
<b>IG 2</b>	1 1/2 UN 2B	SAE J 1926-1	PLT1.3541.032	2388	5	PLT1.3541.033	1120	10

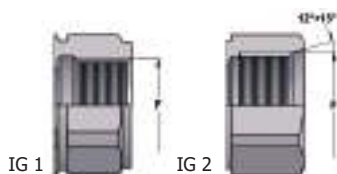


**PLT1 DN39 - BG 7 - ISO 38**


THREADS	F	STANDARD	FEMMINA - FEMALE - MUFFE - FEMELLE			MASCIO - MALE - STECKER - MALE		
			COD. F	Weight (g)	Packaging (pcs.)	COD. M	Weight (g)	Packaging (pcs.)
<b>IG 1</b>	BSP 1"½	DIN 3852-2-X	PLT1.3939.002	2703	5	PLT1.3939.003	1879	10
	NPT 1"½	ANSI B1.20.3	PLT1.3939.012	2718	5	PLT1.3939.013	1893	10
<b>IG 2</b>	1"7/8-12 UN 2B	SAE J 1926-1	PLT1.3947.032	2680	5	PLT1.3947.033	1840	10

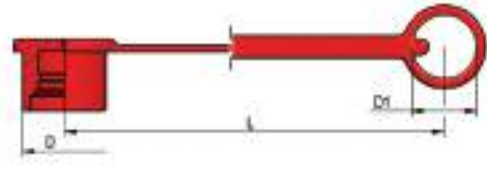
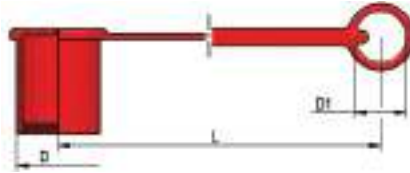
**PLT1 DN50 - BG 8 - ISO 51**


THREADS	F	STANDARD	FEMMINA - FEMALE - MUFFE - FEMELLE			MASCIO - MALE - STECKER - MALE		
			COD. F	Weight (g)	Packaging (pcs.)	COD. M	Weight (g)	Packaging (pcs.)
<b>IG 1</b>	BSP 2"	DIN 3852-2-X	PLT1.5051.112	6015	5	See PLK4 DN50		
	NPT 2"	ANSI B1.20.3	PLT1.5051.012	6045	5	See PLK4 DN50		
	1"½	SAE 3000	PLT1.5051.002	6440	5	See PLK4 DN50		
<b>IG 2</b>	2"½-12 UN 2B	SAE J 1926-1	PLT1.5063.032	5895	5	See PLK4 DN50		

**THREADS**


**PLASTIC CAPS**

NOMINAL SIZE				FEMALE DUST PLUG				MALE DUST CAP				COLOR	MATERIAL	
DNP	BG	ISO	COD. F	Dimensions			Weight (g)	COD. M	Dimensions			Weight (g)		
				D	L	D1			D	L	D1			
06	1	6.3	SPLT.06002	32.5	200	20	16	SPLT.06003	26	200	20	13	●	PVC
13	2	10	SPLT.13002	37	200	26	21	SPLT.13003	27.5	200	26	15	●	PVC
20	3	12.5	SPLT.20002	43	200	31.5	29	SPLT.20003	35	200	31.5	26	●	PVC
25	4	19	SPLT.25002	53.5	265	35	51	SPLT.25003	43	265	35	41	●	PVC
30	5	25	SPLT.30002	61	280	50	75	SPLT.30003	51	270	50	60	●	PVC


**METAL CAPS**

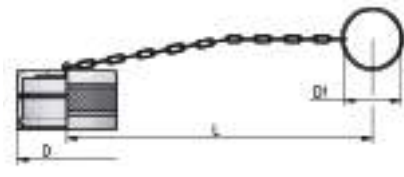
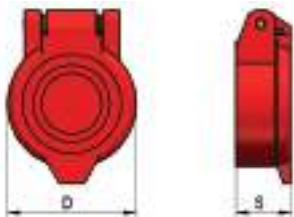
NOMINAL SIZE				FEMALE DUST PLUG				MALE DUST CAP				MATERIAL	
DNP	BG	ISO	COD. F	Dimensions			Weight (g)	COD. M	Dimensions			Weight (g)	
				D	L	D1			D	L	D1		
06	1	6.3	SPLT.06202	35	200	32	41	SPLT.06203	25	200	32	28	Aluminum
13	2	10	SPLT.13202	40	200	32	48	SPLT.13203	30	200	32	39	Aluminum
20	3	12.5	SPLT.20202	45	200	32	53	SPLT.20203	32	200	32	40	Aluminum
25	4	19	SPLT.25202	55	275	47.5	74	SPLT.25203	40	275	47.5	66	Aluminum
30	5	25	SPLT.30202	65	275	47.5	126	SPLT.30203	45	275	47.5	71	Aluminum
35	6	31.5	SPLT.35202*	-	-	-	-	SPLT.35203*	-	-	-	-	Aluminum
39	7	40	SPLT.39202	90	275	47.5	207	SPLT.39203	68	275	47.5	155	Aluminum
50	8	50	SPLT.50202	114	275	47.5	360	See PLK4 DN50					Aluminum

\*REALIZZATI SU RICHIESTA DEL CLIENTE

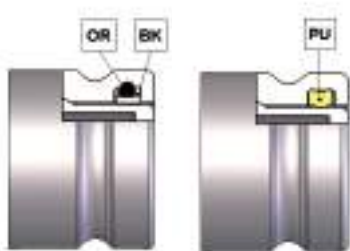
\*AVAILABLE ON REQUEST

\*AUF ANFRAGE LIEFERBAR

\*DISPONIBLES SUR DEMANDE


**AUTOMATIC CAPS**


NOMINAL SIZE				AUTOMATIC FEMALE CAP			COLOR	MATERIAL
DNP	BG	ISO	COD. F	Dimensions		Weight (g)		
				D	S			
13	2	10	SPLT.13302	38	16.8	17	●	Nylon
13	2	10	SPLT.13342	38	16.8	17	●	Nylon
20	3	12.5	SPPV.13302	46	18.4	24	●	Nylon
20	3	12.5	SPPV.13312	46	18.4	24	●	Nylon
20	3	12.5	SPPV.13322	46	18.4	24	●	Nylon
20	3	12.5	SPPV.13332	46	18.4	24	●	Nylon
20	3	12.5	SPPV.13342	46	18.4	24	●	Nylon

**SPARE PARTS**


NOMINAL SIZE			MALE GASKET		MALE GASKET
DNP	BG	ISO	OR (NBR*)	BK (PTFE)	PU (POLYURETHANE)
06	1	6.3	PLT.006.120	PLT.006.130	-
13	2	10	PLT.013.120	PLT.013.130	PLK.013.210
20	3	12.5	PLT.019.120	PLT.019.130	PVT.019.210
25	4	19	PLT.025.120	PLT.025.130	PVT.025.210
30	5	25	PLT.031.120	PLT.031.130	PVT.030.210
35	6	31.5	PLS.025.120	PLT.035.130	-
39	7	38	PLT.039.120	PLT.039.130	-
50	8	51	PLK.050.120	PLK.050.130	-

\*AL CODICE DELLA GUARNIZIONE IN NBR AGGIUNGERE 'E' PER EPDM O 'V' PER VITON


\*TO THE NBR GASKET CODE ADD 'E' FOR EPDM OR 'V' FOR VITON

\*ZU DER ARTIKELNR. DER NBR DICHTUNG GEBEN SIE 'E' FUER EPDM ODER 'V' FUER VITON AN

\*AU CODE DU JOINT EN NBR JOINDRE 'E' POUR EPDM OU 'V' POUR VITON

**ISO 16028**

VALVOLA PIANA/ACCIAIO INOX  
 FLAT FACE/STAINLESS STEEL  
 FLACHDICHTEND/EDELSTAHL  
 CLAPET PLAT/ACIER INOX


**Caratteristiche tecniche**
**I**

- Norma: ISO 16028 (DN06→DN30)
- Occlusione: faccia piana
- Aggancio: sfere radiali
- Materiale: acciaio inox AISI 316
- Filettature: BSP - NPT - SAE
- Guarnizioni standard: FKM
- Temperatura d'esercizio: -25 °C + 200 °C
- Guarnizioni opzionali: EPDM, FFKM o altro
- Pressioni di esercizio: 100-300 bar
- Connessione in pressione: non consentita

**Technical data**
**E**

- Standard: ISO 16028 (DN06→DN30)
- Occlusion: flat face
- Locking: radial balls
- Material: stainless steel AISI 316
- Threads: BSP - NPT - SAE
- Standard seals: FKM
- Working temperature: -25 °C +200 °C
- Optional seals: EPDM, FFKM or more
- Working pressure: 100-300 bar
- Connection under pressure: not allowed

Nominal size				Max working pressure	Rated flow	Max flow rate	Min burst pressure			Fluid spillage
DNP	BG	ISO	mm				Male	Female	Coupled	
06	1	6.3	6	30	12	24	260	160	130	0.008
13	2	10	8.6	25	23	46	140	100	190	0.010
20	3	12.5	10.7	25	45	90	130	100	160	0.012
22	4A	16	12.8	25	74	150	110	100	140	0.015
25	4	19	14.8	25	100	200	110	100	140	0.020
30	5	25	17.6	25	189	280	100	100	100	0.030
39	7	38	30	15	379	700	60	60	60	0.050
50	8	51	40.6	10	757	1000	40	40	40	0.100

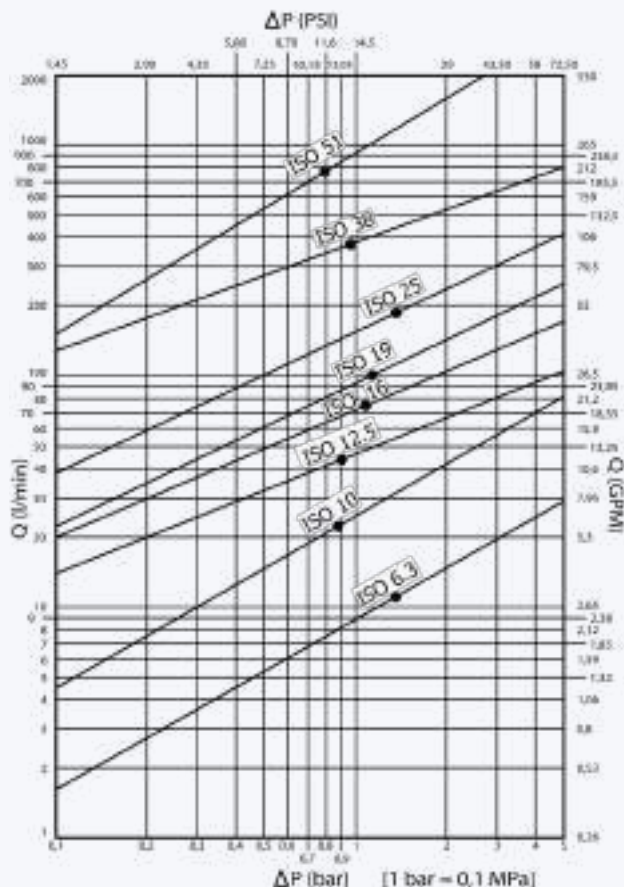
1 MPa = 145.04 psi • 1 l = 0.264 gal

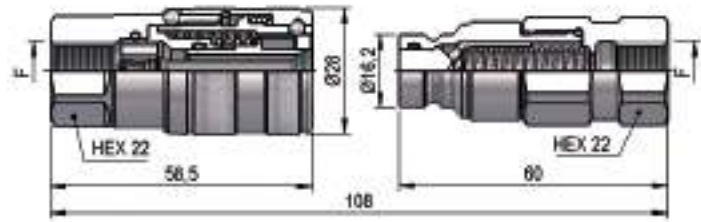
**Technische Merkmale**
**D**

- Norm: ISO 16028 (DN06→DN30)
- Verschluss: flachdichtend
- Kupplung: Radial Kugeln
- Werkstoff: rostfreiem Stahl AISI 316
- Gewinde: BSP - NPT - SAE
- Standard-Dichtungen: FKM
- Betriebstemperatur: -25 °C +200 °C
- Dichtungen nach Wahl: EPDM, FFKM, usw.
- Betriebsdruck: 100-300 bar
- Kuppeln unter Druck: nicht möglich

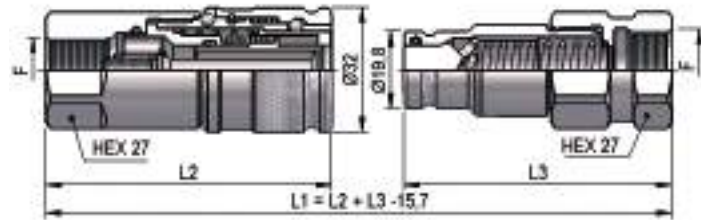
**Caracteristiques techniques**
**F**

- Norme: ISO 16028 (DN06→DN30)
- Obturation: clapet plat
- Accrochage: billes radiales
- Matériel: acier inoxydable AISI 316
- Taraudage: BSP - NPT - SAE
- Joints standard: FKM
- Température de service: -25 °C +200 °C
- Joints facultatifs: EPDM, FFKM, ect.
- Pression de service: 100-300 bar
- Connexion sous pression: pas possible

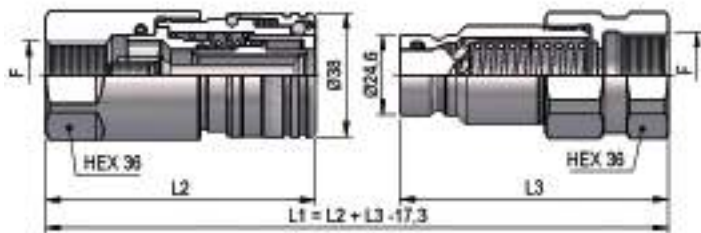


**PLTX DN06 - BG 1- ISO 6.3**


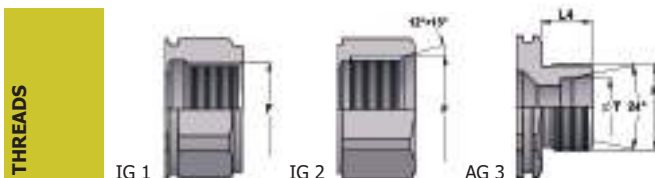
THREADS	F	STANDARD	FEMMINA - FEMALE - MUFFE - FEMELLE			MASCHIO - MALE - STECKER - MALE		
			COD. F	Weight (g)	Packaging (pcs.)	COD. M	Weight (g)	Packaging (pcs.)
<b>IG 1</b>	BSP 1/4"	DIN 3852-2-X	PLTX.0606.112	186	100	PLTX.0606.113	121	200
	NPT 1/4"	ANSI B1.20.3	PLTX.0606.012	187	100	PLTX.0606.013	122	200
<b>IG 2</b>	9/16"-18 UNF 2B	SAE J 1926-1	PLTX.0615.032	183	100	PLTX.0615.033	118	200

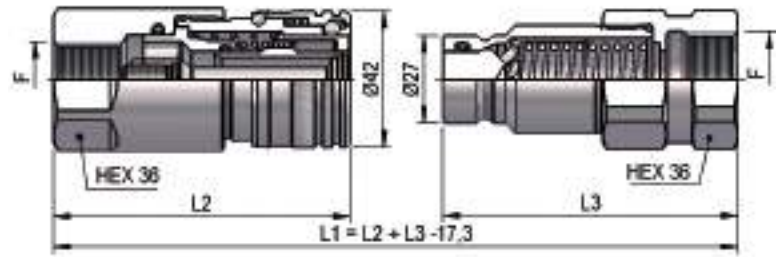
**PLTX DN13 - BG 2 - ISO 10**


THREADS	L2	L3	L4	F	STANDARD	FEMMINA - FEMALE - MUFFE - FEMELLE			MASCHIO - MALE - STECKER - MALE		
						COD. F	Weight (g)	Packaging (pcs.)	COD. M	Weight (g)	Packaging (pcs.)
<b>IG 1</b>	73.5	69.5		BSP 3/8"	DIN 3852-2-X	PLTX.1310.112	298	60	PLTX.1310.113	172	76
	73.5	69.5		NPT 3/8"	ANSI B1.20.3	PLTX.1310.012	300	60	PLTX.1310.013	175	76
	73.5	69		BSP 1/2"	DIN 3852-2-X	PLTX.1313.112	286	60	PLTX.1313.113	156	76
	73.5	73		NPT 1/2"	ANSI B1.20.3	PLTX.1313.012	287	60	PLTX.1313.013	171	76
<b>IG 2</b>	73.5	70		3/4"-16 UNF 2B	SAE J 1926-1	PLTX.1319.032	290	60	PLTX.1319.033	174	76
<b>AG 3</b>	73	68	12	M20x1.5	ISO 8434-1-S	PLTX.1320.402	276	60	PLTX.1320.403	156	76

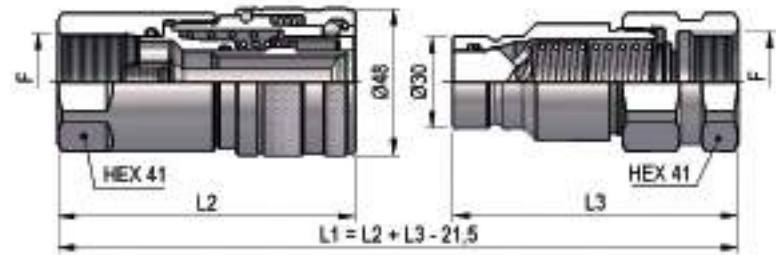
**PLTX DN20 - BG 3 - ISO 12.5**


THREADS	L2	L3	L4	F	STANDARD	FEMMINA - FEMALE - MUFFE - FEMELLE			MASCHIO - MALE - STECKER - MALE		
						COD. F	Weight (g)	Packaging (pcs.)	COD. M	Weight (g)	Packaging (pcs.)
<b>IG 1</b>	83.5	81.5		BSP 1/2"	DIN 3852-2-X	PLTX.2013.112	544	35	PLTX.2013.113	351	42
	83.5	82		NPT 1/2"	ANSI B1.20.3	PLTX.2013.012	549	35	PLTX.2013.013	358	42
	83.5	83		BSP 3/4"	DIN 3852-2-X	PLTX.2019.112	510	35	PLTX.2019.113	326	42
	83.5	83		NPT 3/4"	ANSI B1.20.3	PLTX.2019.012	519	35	PLTX.2019.013	336	42
<b>IG 2</b>	83.5	83		1 1/16"-12 UN 2B	SAE J 1926-1	PLTX.2027.032	508	35	PLTX.2027.033	324	42
<b>AG 3</b>	84.5	80	14	M24x1.5	ISO 8434-1-S	PLTX.2024.402	489	35	PLTX.2024.403	300	42

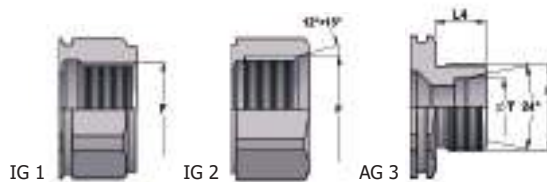


**PLTX DN22 - BG 4A - ISO 16**


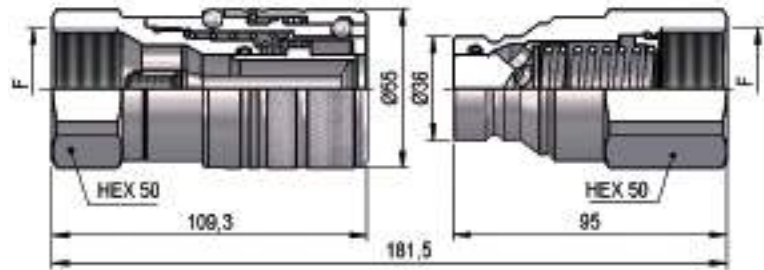
THREADS	L2	L3	L4	F	STANDARD	FEMMINA - FEMALE - MUFFE - FEMELLE			MASCHIO - MALE - STECKER - MALE		
						COD. F	Weight (g)	Packaging (pcs.)	COD. M	Weight (g)	Packaging (pcs.)
<b>IG 1</b>	86	81.5		BSP 1/2"	DIN 3852-2-X	PLTX.2213.112	591	30	PLTX.2213.113	385	42
	86	82		NPT 1/2"	ANSI B1.20.3	PLTX.2213.012	596	30	PLTX.2213.013	392	42
	86	83		BSP 3/4"	DIN 3852-2-X	PLTX.2219.112	557	30	PLTX.2219.113	360	42
	86	83		NPT 3/4"	ANSI B1.20.3	PLTX.2219.012	566	30	PLTX.2219.013	370	42
<b>IG 2</b>	86	83		1"1/16-12 UN 2B	SAE J 1926-1	PLTX.2227.032	549	30	PLTX.2227.033	355	42
<b>AG 3</b>	87	80	14	M24x1.5	ISO 8434-1-S	PLTX.2224.402	535	30	PLTX.2224.403	335	42

**PLTX DN25 - BG 4 - ISO 19**


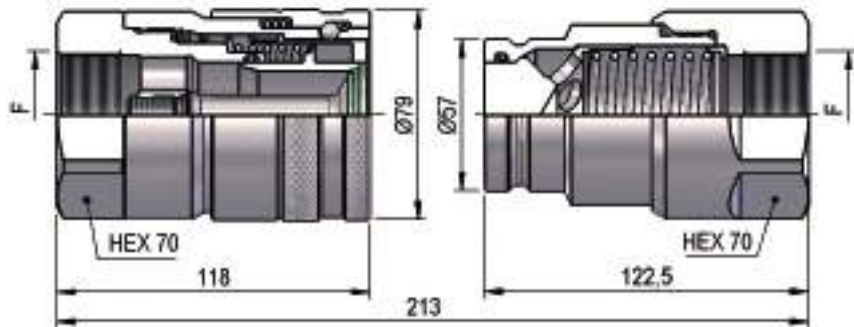
THREADS	L2	L3	F	STANDARD	FEMMINA - FEMALE - MUFFE - FEMELLE			MASCHIO - MALE - STECKER - MALE			
					COD. F	Weight (g)	Packaging (pcs.)	COD. M	Weight (g)	Packaging (pcs.)	
<b>IG 1</b>	95.5	90.5		BSP 3/4"	DIN 3852-2-X	PLTX.2519.112	850	23	PLTX.2519.113	496	30
	95.5	90.5		NPT 3/4"	ANSI B1.20.3	PLTX.2519.012	855	23	PLTX.2519.013	503	30
	97.5	90.5		BSP 1"	DIN 3852-2-X	PLTX.2525.112	803	23	PLTX.2525.113	451	30
	97.5	93.5		NPT 1"	ANSI B1.20.3	PLTX.2525.012	814	23	PLTX.2525.013	480	30
<b>IG 2</b>	95	93.5		1"5/16-12 UN 2B	SAE J 1926-1	PLTX.2533.032	794	23	PLTX.2533.033	431	30

**THREADS**


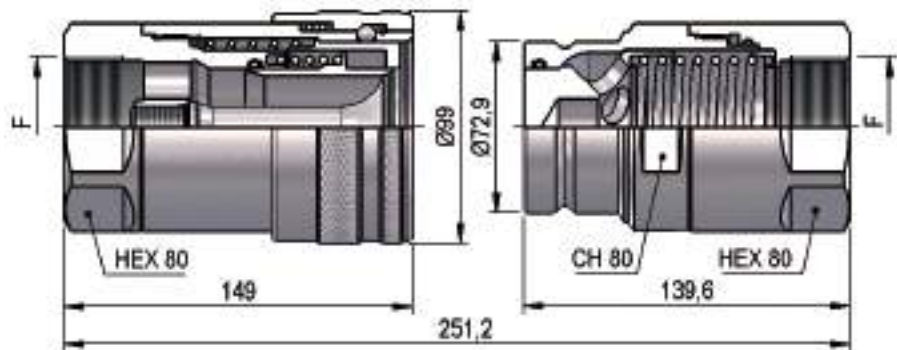


**PLTX DN30 - BG 5 - ISO 25**


F	STANDARD	FEMMINA - FEMALE - MUFFE - FEMELLE			MASCHIO - MALE - STECKER - MALE		
		COD. F	Weight (g)	Packaging (pcs.)	COD. M	Weight (g)	Packaging (pcs.)
BSP 1"	DIN 3852-2-X	PLTX.3025.112	1275	7	PLTX.3025.113	820	20
NPT 1"	ANSI B1.20.3	PLTX.3025.012	1295	7	PLTX.3025.013	831	20
BSP 1 1/4"	DIN 3852-2-X	PLTX.3031.112	1164	7	PLTX.3031.113	744	20
NPT 1 1/4"	ANSI B1.20.3	PLTX.3031.012	1175	7	PLTX.3031.013	757	20

**PLTX DN39 - BG 7 - ISO 38**


F	STANDARD	FEMMINA - FEMALE - MUFFE - FEMELLE			MASCHIO - MALE - STECKER - MALE		
		COD. F	Weight (g)	Packaging (pcs.)	COD. M	Weight (g)	Packaging (pcs.)
BSP 1 1/2"	DIN 3852-2-X	PLTX.3939.112	2844	5	PLTX.3939.113	2134	8
NPT 1 1/2"	ANSI B1.20.3	PLTX.3939.012	2859	5	PLTX.3939.013	2149	8

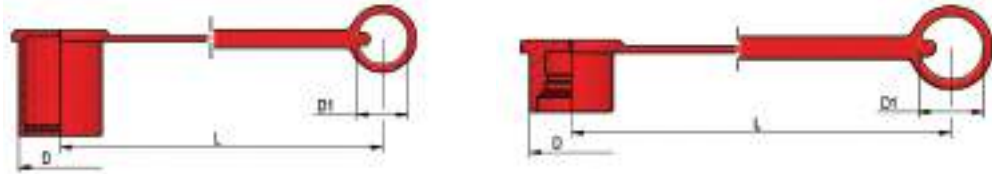
**PLTX DN50 - BG 8 - ISO 51**


F	STANDARD	FEMMINA - FEMALE - MUFFE - FEMELLE			MASCHIO - MALE - STECKER - MALE		
		COD. F	Weight (g)	Packaging (pcs.)	COD. M	Weight (g)	Packaging (pcs.)
BSP 2"	DIN 3852-2-X	PLTX.5051.112	4790	5	PLTX.5051.113	3200	6
NPT 2"	ANSI B1.20.3	PLTX.5051.012	4650	5	PLTX.5051.013	3110	6

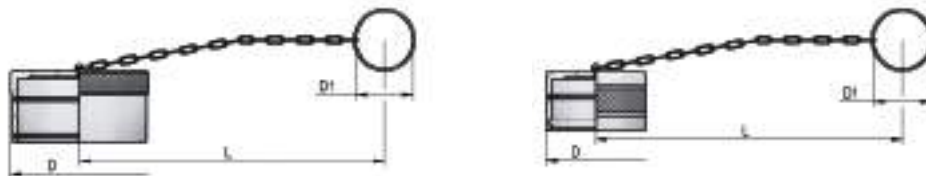
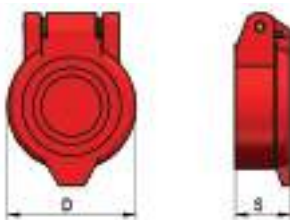


**PLASTIC CAPS**

NOMINAL SIZE		FEMALE DUST PLUG							MALE DUST CAP					COLOR	MATERIAL
DNP	BG	ISO	COD. F	Dimensions			Weight	COD. M	Dimensions			Weight			
				D	L	D1	(g)		D	L	D1	(g)			
06	1	6.3	SPLT.06002	32.5	200	20	16	SPLT.06003	26	200	20	13		PVC	
13	2	10	SPLT.13002	37	200	26	21	SPLT.13003	27.5	200	26	15		PVC	
20	3	12.5	SPLT.20002	43	200	31.5	29	SPLT.20003	35	200	31.5	26		PVC	
25	4	19	SPLT.25002	53.5	265	35	51	SPLT.25003	43	265	35	41		PVC	
30	5	25	SPLT.30002	61	280	50	75	SPLT.30003	51	270	50	60		PVC	


**METAL CAPS**

NOMINAL SIZE		FEMALE DUST PLUG							MALE DUST CAP					MATERIAL
DNP	BG	ISO	COD. F	Dimensions			Weight	COD. M	Dimensions			Weight		
				D	L	D1	(g)		D	L	D1	(g)		
06	1	6.3	SPLT.06202	35	200	32	41	SPLT.06203	25	200	32	28	Aluminum	
13	2	10	SPLT.13202	40	200	32	48	SPLT.13203	30	200	32	39	Aluminum	
20	3	12.5	SPLT.20202	45	200	32	53	SPLT.20203	32	200	32	40	Aluminum	
22	4A	16	SPLT.22202	50	200	32	63	SPLT.22203	35	200	32	43	Aluminum	
25	4	19	SPLT.25202	55	275	47.5	74	SPLT.25203	40	275	47.5	66	Aluminum	
30	5	25	SPLT.30202	65	275	47.5	126	SPLT.30203	45	275	47.5	71	Aluminum	
39	7	38	SPLT.39202	90	275	47.5	207	SPLT.39203	68	275	47.5	155	Aluminum	
50	8	51	SPLTX.50202	110	275	47.5	320	SPLK.50203	83	275	47.5	210	Aluminum	


**AUTOMATIC CAPS**


NOMINAL SIZE		AUTOMATIC FEMALE CAP					COLOR	MATERIAL
DNP	BG	ISO	COD. F	Dimensions		Weight		
				D	S	(g)		
13	2	10	SPLT.13302	38	16.8	17		Nylon
13	2	10	SPLT.13342	38	16.8	17		Nylon
20	3	12.5	SPPV.13302	46	18.4	24		Nylon
20	3	12.5	SPPV.13312	46	18.4	24		Nylon
20	3	12.5	SPPV.13322	46	18.4	24		Nylon
20	3	12.5	SPPV.13332	46	18.4	24		Nylon
20	3	12.5	SPPV.13342	46	18.4	24		Nylon

**SPARE PARTS**



NOMINAL SIZE		MALE GASKET		
DNP	BG	ISO	OR (FKM)	BK (PTFE)
06	1	6.3	PLT.006.120 V	PLT.006.130
13	2	10	PLT.013.120 V	PLT.013.130
20	3	12.5	PLT.019.120 V	PLT.019.130
22	4A	16	PLT.022.120 V	PLT.022.130
25	4	19	PLT.025.120 V	PLT.025.130
30	5	25	PLT.031.120 V	PLT.031.130
39	7	38	PLT.039.120 V	PLT.039.130
50	8	51	PLTX.050.120 V	PLTX.050.130

**ISO 16028/350 bar**

VALVOLA PIANA/ACCIAIO  
FLAT FACE/STEEL  
FLACHDICHTEND/STAHL  
CLAPET PLAT/ACIER


**Caratteristiche tecniche**
**I**

- Norma: ISO 16028 (DN06→DN30)
- Occlusione: faccia piana
- Aggancio: sfere radiali
- Materiale: acciaio
- Finitura: Zn-Fe (Cr III) e Zn-Ni
- Filettature: BSP - NPT - SAE - METRICHE
- Guarnizioni standard: NBR e PU
- Temperatura d'esercizio: -25 °C +100 °C
- Guarnizioni opzionali: FKM, EPDM o altro
- Pressioni di esercizio: 350-500 bar
- Connessione in pressione: non consentita


**Technical data**
**E**

- Standard: ISO 16028 (DN06→DN30)
- Occlusion: flat face
- Locking: radial balls
- Material: steel
- Finishing: Zn-Fe (Cr III) and Zn-Ni
- Threads: BSP - NPT - SAE - METRIC
- Standard seals: NBR and PU
- Working temperature: -25 °C +100 °C
- Optional seals: FKM, EPDM or more
- Working pressure: 350-500 bar
- Connection under pressure: not allowed

Nominal size				Max working pressure	Rated flow	Max flow rate	Min burst pressure			Fluid spillage
DNP	BG	ISO	mm				Male	Female	Coupled	
04	0	5	4	50	3	9	250	210	250	0.006
06	1	6.3	6	40	12	24	190	190	190	0.008
13	2	10	8.6	35	23	46	150	170	160	0.010
20	3	12.5	10.7	35	45	90	170	150	170	0.012
22	4A	16	12.8	35	74	150	160	140	150	0.015
25	4	19	14.8	35	100	200	160	140	180	0.020
30	5	25	17.6	35	189	280	140	140	150	0.030

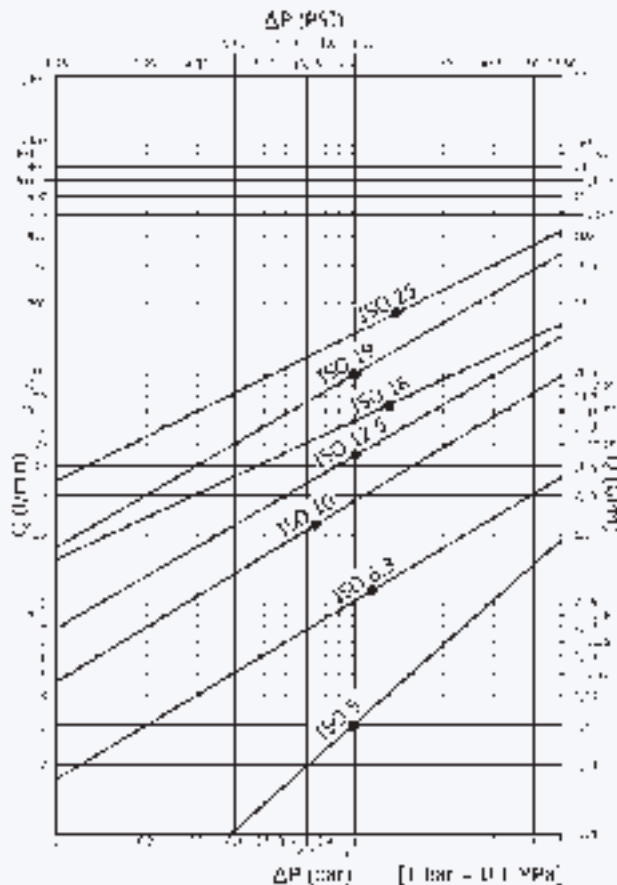
1 MPa = 145.04 psi • 1 l = 0.264 gal

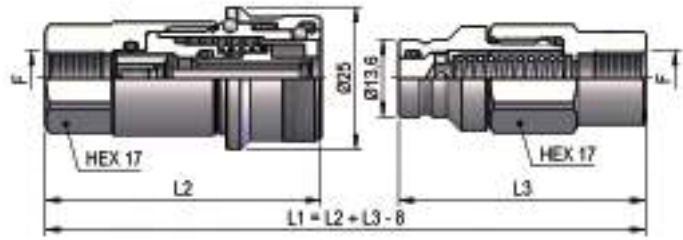
**Technische Merkmale**
**D**

- Norm: ISO 16028 (DN06→DN30)
- Verschluss: flachdichtend
- Kupplung: Radial Kugeln
- Werkstoff: Stahl
- Ausführung: Zn-Fe (Cr III) und Zn-Ni
- Gewinde: BSP - NPT - SAE - METRISCHE
- Standard-Dichtungen: NBR und PU
- Betriebstemperatur: -25 °C +100 °C
- Dichtungen nach Wahl: FKM, EPDM, usw.
- Betriebsdruck: 350-500 bar
- Kuppeln unter Druck: nicht möglich

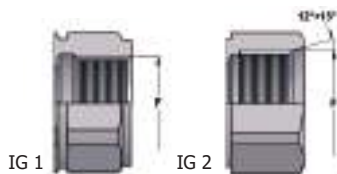
**Caracteristiques techniques**
**F**

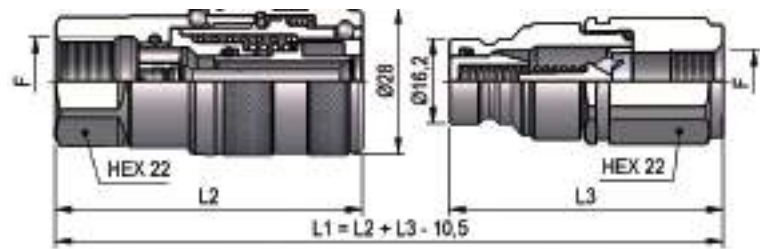
- Norme: ISO 16028 (DN06→DN30)
- Obturation: clapet plat
- Accrochage: billes radiales
- Matériel: acier
- Traitement: Zn-Fe (Cr III) et Zn-Ni
- Taraudage: BSP - NPT - SAE - METRIQUES
- Joints standard: NBR et PU
- Température de service: -25 °C +100 °C
- Joints facultatifs: FKM, EPDM, ect.
- Pression de service: 350-500 bar
- Connexion sous pression: pas possible



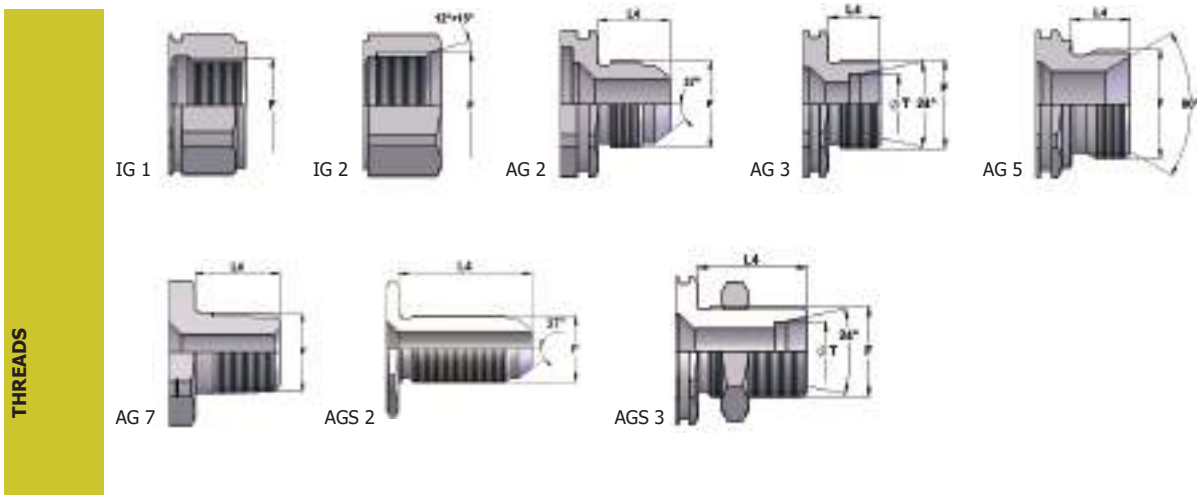
**PLT4 DN04 - BG 0 - ISO 5**


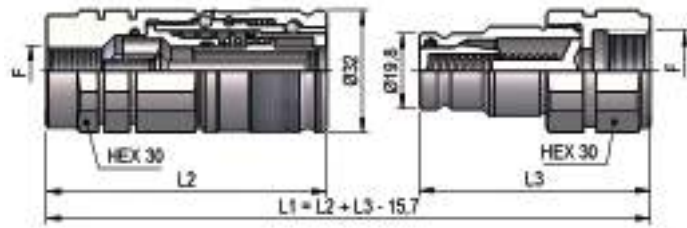
THREADS	L2	L3	F	STANDARD	FEMMINA - FEMALE - MUFFE - FEMELLE			MASCIO - MALE - STECKER - MALE		
					COD. F	Weight (g)	Packaging (pcs.)	COD. M	Weight (g)	Packaging (pcs.)
<b>IG 1</b>	48.6	43.5	BSP 1/8"	DIN 3852-2-X	PLT4.0404.112	93	192	PLT4.0404.113	52	300
	48.6	43.5	NPT 1/8"	ANSI B1.20.3	PLT4.0404.012	94	192	PLT4.0404.013	52	300
<b>IG 2</b>	50.6	45.5	7/16"-20 UNF 2B	SAE J 1926-1	PLT4.0412.032	95	192	PLT4.0412.033	54	300

**THREADS**


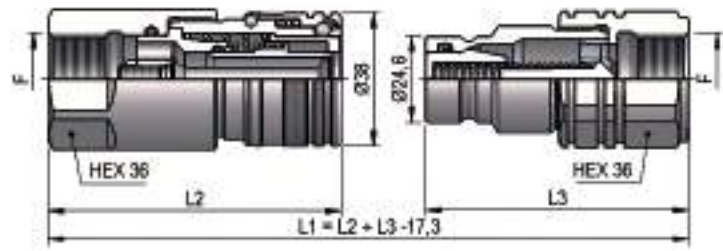
**PLT4 DN06 - BG 1 - ISO 6.3**


THREADS	L2	L3	L4	ØT	F	STANDARD	FEMMINA - FEMALE - MUFFE - FEMELLE			MASCIO - MALE - STECKER - MALE		
							COD. F	Weight (g)	Packaging (pcs.)	COD. M	Weight (g)	Packaging (pcs.)
<b>IG 1</b>	58.5	52			BSP 1/4"	DIN 3852-2-X	PLT4.0606.112	181	100	PLT4.0606.113	95	200
	58.5	52			NPT 1/4"	ANSI B1.20.3	PLT4.0606.012	182	100	PLT4.0606.013	96	200
	58.5	52			RC 1/4"	UNI ISO 7/1	PLT4.0606.042	182	100	PLT4.0606.043	98	200
	58.5	52			BSP 3/8"	DIN 3852-2-X	PLT4.0610.112	170	100	PLT4.0610.113	86	200
	58.5	52			NPT 3/8"	ANSI B1.20.3	PLT4.0610.012	173	100	PLT4.0610.013	88	200
	58.5	52			M16x1.5	ISO 6149-1	PLT4.0616.102	173	100	PLT4.0616.103	89	200
	58.5	52			M18x1.5	ISO 6149-1	PLT4.0618.102	166	100	PLT4.0618.103	82	200
<b>IG 2</b>	58.5	52			9/16"-18 UNF 2B	SAE J 1926-1	PLT4.0615.032	178	100	PLT4.0615.033	92	200
<b>AG 7</b>	63.5	53.8	14		NPT 1/4"	ANSI B1.20.3	PLT4.0606.022	169	100	PLT4.0606.023	82	200
	63.5	53.8	14		R 1/4"-19	UNI ISO 7/1	PLT4.0606.052	168	100	PLT4.0606.053	82	200
	63	53.8	14		NPT 3/8"	ANSI B1.20.3	PLT4.0610.022	173	100	PLT4.0610.023	90	200
<b>AG 5</b>	64	54.3	12		BSP 3/8"	DIN 3852-2-B	PLT4.0610.212	202	100	PLT4.0610.213	88	200
	63.5	53.8	12		BSP 1/4"	DIN 3852-2-A	PLT4.0606.712	172	100	PLT4.0606.713	83	200
	64	54.3	12		BSP 3/8"	DIN 3852-2-A	PLT4.0610.712	202	100	PLT4.0610.713	88	200
<b>AG 2</b>	63.6	53.9	14.1		9/16"-18 UNF 2A	SAE J 514	PLT4.0615.302	194	100	PLT4.0615.303	80	200
<b>AGS 2</b>	82.8	73.1	33.3		9/16"-18 UNF 2A	SAE J 514	PLT4.0615.502	181	70	PLT4.0615.503	93	150
<b>AG 3</b>	59.5	49.8	10	06L	M12x1.5	ISO 8434-1-L	PLT4.0612.302	165	100	PLT4.0612.303	77	200
	59.5	49.8	10	08L	M14x1.5	ISO 8434-1-L	PLT4.0614.302	166	100	PLT4.0614.303	78	200
	60.5	50.8	11	10L	M16x1.5	ISO 8434-1-L	PLT4.0616.302	168	100	PLT4.0616.303	79	200
	60.5	50.8	11	12L	M18x1.5	ISO 8434-1-L	PLT4.0618.302	168	100	PLT4.0618.303	80	200
	61.5	51.8	12	08S	M16x1.5	ISO 8434-1-S	PLT4.0616.402	171	100	PLT4.0616.403	83	200
	61.5	51.8	12	10S	M18x1.5	ISO 8434-1-S	PLT4.0618.402	173	100	PLT4.0618.403	85	200
	61.5	51.8	12	12S	M20x1.5	ISO 8434-1-S	PLT4.0620.402	176	100	PLT4.0620.403	87	200
<b>AGS 3</b>	75.5	65.8	26	06L	M12x1.5	ISO 8434-1-L	PLT4.0612.502	182	70	PLT4.0612.503	94	150
	75.5	65.8	26	08L	M14x1.5	ISO 8434-1-L	PLT4.0614.502	186	70	PLT4.0614.503	98	150
	75.5	65.8	26	10L	M16x1.5	ISO 8434-1-L	PLT4.0616.502	193	70	PLT4.0616.503	104	150
	75.5	65.8	26	12L	M18x1.5	ISO 8434-1-L	PLT4.0618.502	196	70	PLT4.0618.503	109	150
	76.5	66.8	27	08S	M16x1.5	ISO 8434-1-S	PLT4.0616.602	199	70	PLT4.0616.603	112	150
	76.5	66.8	27	10S	M18x1.5	ISO 8434-1-S	PLT4.0618.602	207	70	PLT4.0618.603	119	150
	76.5	66.8	27	12S	M20x1.5	ISO 8434-1-S	PLT4.0620.602	217	70	PLT4.0620.603	128	150

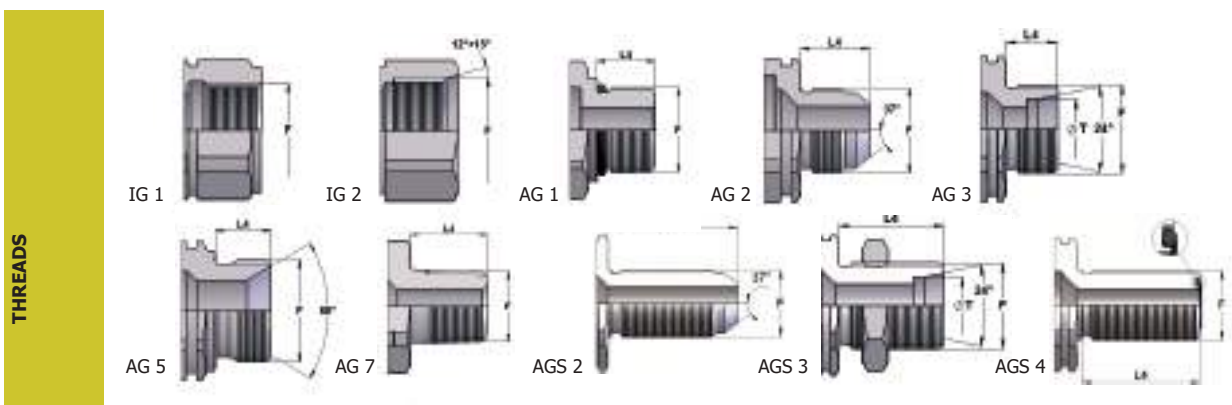


**PLT4 DN13 - BG 2 - ISO 10**


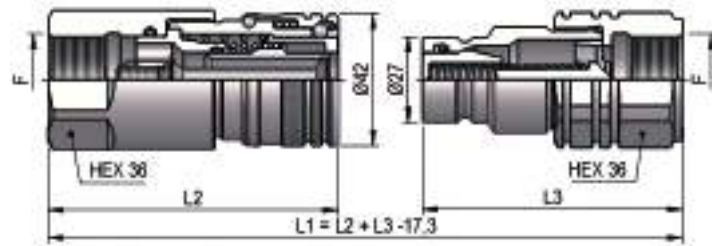
THREADS	L2	L3	L4	ØT	F	STANDARD	FEMMINA - FEMALE - MUFFE - FEMELLE			MASCIO - MALE - STECKER - MALE		
							COD. F	Weight (g)	Packaging (pcs.)	COD. M	Weight (g)	Packaging (pcs.)
<b>IG 1</b>	73.5	60.5			BSP 1/4"	DIN 3852-2-X	PLT4.1306.112	319	60	PLT4.1306.113	168	60
	73.5	60.5			BSP 3/8"	DIN 3852-2-X	PLT4.1310.112	309	60	PLT4.1310.113	158	60
	73.5	63.5			NPT 3/8"	ANSI B1.20.3	PLT4.1310.012	311	60	PLT4.1310.013	184	60
	73.5	61.5			RC 3/8"	UNI ISO 7/1	PLT4.1310.042	311	60	PLT4.1310.043	179	60
	73.5	60.5			BSP 1/2"	DIN 3852-2-X	PLT4.1313.112	294	60	PLT4.1313.113	154	60
	73.5	63.5			NPT 1/2"	ANSI B1.20.3	PLT4.1313.012	297	60	PLT4.1313.013	168	60
	74.5	65			RC 1/2"	UNI ISO 7/1	PLT4.1313.042	301	60	PLT4.1313.043	175	60
	73.5	60.5			M14x1.5	ISO 6149-1	PLT4.1314.102	317	60	PLT4.1314.103	167	60
	73.5	60.5			M16x1.5	ISO 6149-1	PLT4.1316.102	312	60	PLT4.1316.103	162	60
	73.5	60.5			M18x1.5	ISO 6149-1	PLT4.1318.102	305	60	PLT4.1318.103	155	60
73.5	60.5			M20x1.5	ISO 6149-1	PLT4.1320.102	301	60	PLT4.1320.103	158	60	
<b>IG 2</b>	72	60.5			9/16-18 UNF 2B	SAE J 1926-1	PLT4.1315.032	309	60	PLT4.1315.033	165	60
	73.5	60.5			3/4"-16 UNF 2B	SAE J 1926-1	PLT4.1319.032	301	60	PLT4.1319.033	160	60
	74.5	64.5			7/8"-14 UNF 2B	SAE J 1926-1	PLT4.1323.032	287	60	PLT4.1323.033	159	60
	74.5	62.5			M16x1.5	SAE J 2244/1	PLT4.1316.112	311	60	PLT4.1316.113	175	60
	74.5	63.5			M22x1.5	SAE J 2244/1	PLT4.1322.102	293	60	PLT4.1322.103	162	60
<b>AG 7</b>	76.5	62.5	14		NPT 3/8"	ANSI B1.20.3	PLT4.1310.022	289	60	PLT4.1310.023	143	60
<b>AG 1</b>	74.5	60.5	13		M14x1.5	ISO 6149-2	PLT4.1314.222	286	60	PLT4.1314.223	134	60
	77.5	63.5	16		M20x1.5	ISO 6149-2	PLT4.1320.222	297	60	PLT4.1320.223	145	60
<b>AG 5</b>	77	62	12		BSP 3/8"	DIN 3852-2-B	PLT4.1310.212	293	60	PLT4.1310.213	136	60
	79	64.5	13		BSP 1/2"	DIN 3852-2-B	PLT4.1313.212	303	60	PLT4.1313.213	144	60
	74	58.5	11		M16x1.5	DIN 3863-U	PLT4.1316.702	283	60	PLT4.1316.703	128	60
	78	63.5	16		M20x1.5	DIN 3863-U	PLT4.1320.702	293	60	PLT4.1320.703	141	60
	76	61.5	14		M22x1.5	DIN 3863-U	PLT4.1322.702	290	60	PLT4.1322.703	138	60
<b>AG 2</b>	77.1	61.6	14.1		9/16"-18 UNF 2A	SAE J 514	PLT4.1315.302	283	60	PLT4.1315.303	126	60
	79.7	64.2	16.7		3/4"-16 UNF 2A	SAE J 514	PLT4.1319.302	291	60	PLT4.1319.303	139	60
<b>AGS 2</b>	100.6	85.1	37.6		3/4"-16 UNF 2A	SAE J 514	PLT4.1319.502	315	60	PLT4.1319.503	162	60
	104.1	88.6	41.1		7/8"-14 UNF 2A	SAE J 514	PLT4.1323.502	330	60	PLT4.1323.503	178	60
<b>AG 3</b>	72.5	57.5	10	08L	M14x1.5	ISO 8434-1-L	PLT4.1314.302	278	60	PLT4.1314.303	126	60
	73.5	58.5	11	10L	M16x1.5	ISO 8434-1-L	PLT4.1316.302	279	60	PLT4.1316.303	127	60
	73.5	58.5	11	12L	M18x1.5	ISO 8434-1-L	PLT4.1318.302	280	60	PLT4.1318.303	125	60
	74.5	59.5	12	15L	M22x1.5	ISO 8434-1-L	PLT4.1322.302	286	60	PLT4.1322.303	130	60
	74.5	59.5	12	18L	M26x1.5	ISO 8434-1-L	PLT4.1326.302	301	60	PLT4.1326.303	138	60
	74.5	59.5	12	10S	M18x1.5	ISO 8434-1-S	PLT4.1318.402	285	60	PLT4.1318.403	133	60
	74.5	59.5	12	12S	M20x1.5	ISO 8434-1-S	PLT4.1320.402	288	60	PLT4.1320.403	135	60
	76.5	61.5	14	14S	M22x1.5	ISO 8434-1-S	PLT4.1322.402	293	60	PLT4.1322.403	140	60
	76.5	61.5	14	16S	M24x1.5	ISO 8434-1-S	PLT4.1324.402	296	60	PLT4.1324.403	141	60
	<b>AGS 3</b>	88.5	73.5	26	08L	M14x1.5	ISO 8434-1-L	PLT4.1314.502	297	60	PLT4.1314.503	146
88.5		73.5	26	10L	M16x1.5	ISO 8434-1-L	PLT4.1316.502	304	60	PLT4.1316.503	152	60
88.5		73.5	26	12L	M18x1.5	ISO 8434-1-L	PLT4.1318.502	309	60	PLT4.1318.503	153	60
98.5		83.5	36	12L	M18x1.5	ISO 8434-1-L	PLT4.1318.512	320	60	PLT4.1318.513	164	60
89.5		74.5	27	15L	M22x1.5	ISO 8434-1-L	PLT4.1322.502	334	60	PLT4.1322.503	179	60
89.5		74.5	27	18L	M26x1.5	ISO 8434-1-L	PLT4.1326.502	370	60	PLT4.1326.503	212	60
89.5		74.5	27	10S	M18x1.5	ISO 8434-1-S	PLT4.1318.602	319	60	PLT4.1318.603	167	60
89.5		74.5	27	12S	M20x1.5	ISO 8434-1-S	PLT4.1320.602	328	60	PLT4.1320.603	175	60
91.5		76.5	29	14S	M22x1.5	ISO 8434-1-S	PLT4.1322.602	345	60	PLT4.1322.603	194	60
91.5		76.5	29	16S	M24x1.5	ISO 8434-1-S	PLT4.1324.602	352	60	PLT4.1324.603	199	60

**PLT4 DN20 - BG 3 - ISO 12.5**


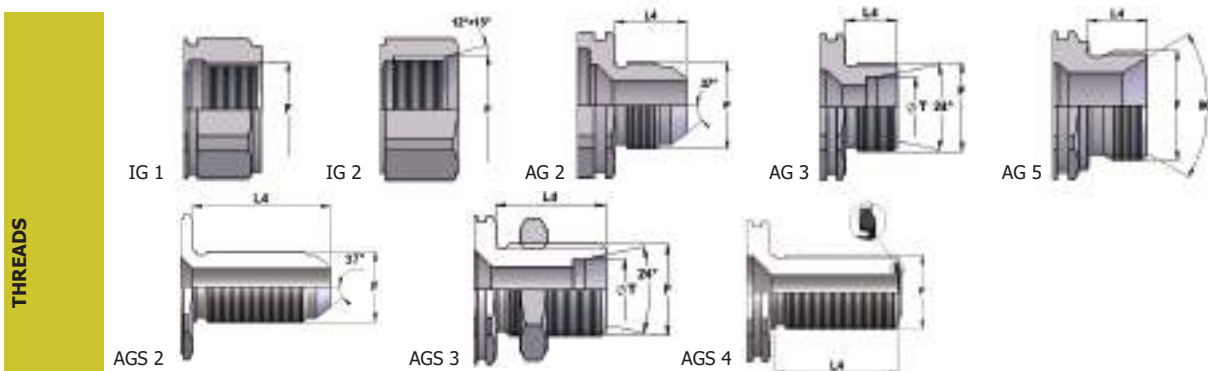
THREADS	L2	L3	L4	ØT	F	STANDARD	FEMMINA - FEMALE - MUFFE - FEMELLE			MASCHIO - MALE - STECKER - MALE		
							COD. F	Weight (g)	Packaging (pcs.)	COD. M	Weight (g)	Packaging (pcs.)
<b>IG 1</b>	83.5	72.5			BSP 1/2"	DIN 3852-2-X	PLT4.2013.112	529	35	PLT4.2013.113	301	42
	83.5	74			NPT 1/2"	ANSI B1.20.3	PLT4.2013.012	532	35	PLT4.2013.013	314	42
	83.5	74			RC 1/2"	UNI ISO 7/1	PLT4.2013.042	534	35	PLT4.2013.043	315	42
	83.5	74.5			BSP 3/4"	DIN 3852-2-X	PLT4.2019.112	498	35	PLT4.2019.113	282	42
	83.5	74			NPT 3/4"	ANSI B1.20.3	PLT4.2019.012	507	35	PLT4.2019.013	287	42
	83.5	74			RC 3/4"	UNI ISO 7/1	PLT4.2019.042	511	35	PLT4.2019.043	290	42
	82.5	70.5			M18x1.5	ISO 6149-1	PLT4.2018.102	534	35	PLT4.2018.103	300	42
	82.5	70			M22x1.5	ISO 6149-1	PLT4.2022.102	517	35	PLT4.2022.103	283	42
	83.5	74			M26x1.5	ISO 6149-1	PLT4.2026.102	496	35	PLT4.2026.103	280	42
	83.5	74			M30x1.5	ISO 6149-1	PLT4.2030.102	470	35	PLT4.2030.103	254	42
<b>IG 2</b>	79.5	70			3/4"-16 UNF 2B	SAE J 1926-1	PLT4.2019.032	507	35	PLT4.2019.033	293	42
	81.5	74			7/8"-14 UNF 2B	SAE J 1926-1	PLT4.2023.032	512	35	PLT4.2023.033	306	42
	83.5	74			1"1/16-12 UN 2B	SAE J 1926-1	PLT4.2027.032	492	35	PLT4.2027.033	276	42
<b>AG 2</b>	87.2	75.7	16.7		3/4"-16 UNF 2A	SAE J 514	PLT4.2019.302	451	35	PLT4.2019.303	248	42
	89.8	78.3	19.3		7/8"-14 UNF 2A	SAE J 514	PLT4.2023.302	461	35	PLT4.2023.303	257	42
	92.5	81	22		1"1/16-12 UN 2A	SAE J 514	PLT4.2027.302	470	35	PLT4.2027.303	272	42
<b>AGS 2</b>	108.1	96.6	37.6		3/4"-16 UNF 2A	SAE J 514	PLT4.2019.502	494	30	PLT4.2019.503	286	42
	111.6	100.1	41.1		7/8"-14 UNF 2A	SAE J 514	PLT4.2023.502	510	30	PLT4.2023.503	291	42
	115.9	104.4	45.4		1"1/16-12 UN 2A	SAE J 514	PLT4.2027.502	544	30	PLT4.2027.503	324	42
<b>AG 5</b>	89.5	78	16		BSP 3/4"	DIN 3852-2-A	PLT4.2019.712	477	35	PLT4.2019.713	273	42
<b>AGS 4</b>	109	97.5	38.5		1"-14 UNS 2A	SAE J 1453	PLT4.2025.532	539	30	PLT4.2025.533	323	42
	110.5	99	40		1"3/16-12 UN 2A	SAE J 1453	PLT4.2030.532	581	30	PLT4.2030.533	367	42
<b>AG 3</b>	81.5	70	11	12L	M18x1.5	ISO 8434-1-L	PLT4.2018.302	453	35	PLT4.2018.303	239	42
	82.5	71	12	15L	M22x1.5	ISO 8434-1-L	PLT4.2022.302	458	35	PLT4.2022.303	244	42
	82.5	71	12	18L	M26x1.5	ISO 8434-1-L	PLT4.2026.302	466	35	PLT4.2026.303	250	42
	84.5	73	14	22L	M30x2	ISO 8434-1-L	PLT4.2030.302	468	35	PLT4.2030.303	254	42
	82.5	71	12	10S	M18x1.5	ISO 8434-1-S	PLT4.2018.402	460	35	PLT4.2018.403	243	42
	82.5	71	12	12S	M20x1.5	ISO 8434-1-S	PLT4.2020.402	462	35	PLT4.2020.403	246	42
	84.5	73	14	14S	M22x1.5	ISO 8434-1-S	PLT4.2022.402	466	35	PLT4.2022.403	250	42
	84.5	73	14	16S	M24x1.5	ISO 8434-1-S	PLT4.2024.402	469	35	PLT4.2024.403	252	42
	86.5	75	16	20S	M30x2	ISO 8434-1-S	PLT4.2030.402	481	35	PLT4.2030.403	267	42
	<b>AGS 3</b>	96.5	85	26	12L	M18x1.5	ISO 8434-1-L	PLT4.2018.502	484	30	PLT4.2018.503	267
97.5		86	27	15L	M22x1.5	ISO 8434-1-L	PLT4.2022.502	508	30	PLT4.2022.503	292	42
97.5		86	27	18L	M26x1.5	ISO 8434-1-L	PLT4.2026.502	542	30	PLT4.2026.503	324	42
104.5		93	34	22L	M30x2	ISO 8434-1-L	PLT4.2030.502	576	30	PLT4.2030.503	361	42
97.5		86	27	10S	M18x1.5	ISO 8434-1-S	PLT4.2018.602	491	30	PLT4.2018.603	276	42
97.5		86	27	12S	M20x1.5	ISO 8434-1-S	PLT4.2020.602	508	30	PLT4.2020.603	286	42
99.5		88	29	14S	M22x1.5	ISO 8434-1-S	PLT4.2022.602	515	30	PLT4.2022.603	302	42
99.5		88	29	16S	M24x1.5	ISO 8434-1-S	PLT4.2024.602	528	30	PLT4.2024.603	310	42
104.5		93	34	20S	M30x2	ISO 8434-1-S	PLT4.2030.602	571	30	PLT4.2030.603	356	42



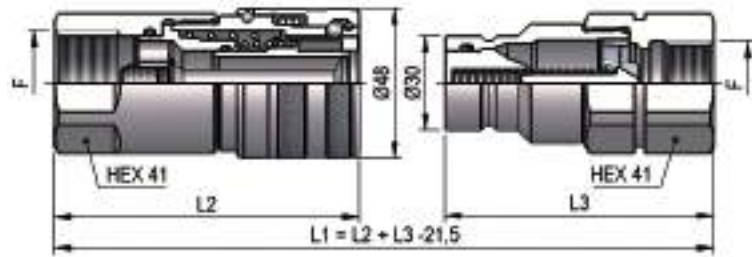


**PLT4 DN22 - BG 4A - ISO 16**


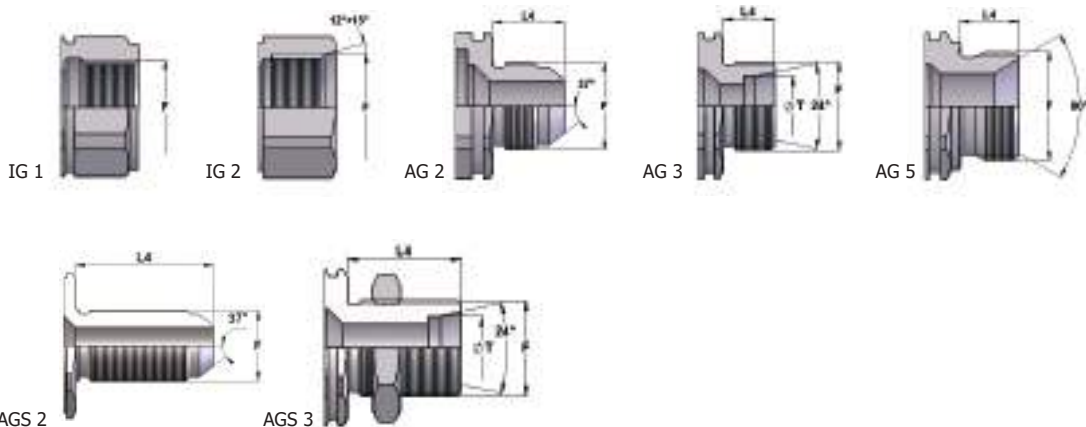
THREADS	L2	L3	L4	ØT	F	STANDARD	FEMMINA - FEMALE - MUFFE - FEMELLE			MASCIO - MALE - STECKER - MALE		
							COD. F	Weight (g)	Packaging (pcs.)	COD. M	Weight (g)	Packaging (pcs.)
<b>IG 1</b>	86	72.5			BSP 1/2"	DIN 3852-2-X	PLT4.2213.112	576	30	PLT4.2213.113	326	42
	86	74			NPT 1/2"	ANSI B1.20.3	PLT4.2213.012	579	30	PLT4.2213.013	340	42
	86	74			RC 1/2"	UNI ISO 7/1	PLT4.2213.042	581	30	PLT4.2213.043	340	42
	86	74.5			BSP 3/4"	DIN 3852-2-X	PLT4.2219.112	545	30	PLT4.2219.113	307	42
	86	74			NPT 3/4"	ANSI B1.20.3	PLT4.2219.012	553	30	PLT4.2219.013	312	42
	86	74			RC 3/4"	UNI ISO 7/1	PLT4.2219.042	558	30	PLT4.2219.043	315	42
	85	70.5			M18x1.5	ISO 6149-1	PLT4.2218.102	580	30	PLT4.2218.103	325	42
	85	70			M22x1.5	ISO 6149-1	PLT4.2222.102	563	30	PLT4.2222.103	308	42
	86	74			M26x1.5	ISO 6149-1	PLT4.2226.102	542	30	PLT4.2226.103	305	42
	86	74			M30x1.5	ISO 6149-1	PLT4.2230.102	516	30	PLT4.2230.103	279	42
<b>IG 2</b>	82	70			3/4"-16 UNF 2B	SAE J 1926-1	PLT4.2219.032	553	30	PLT4.2219.033	318	42
	84	74			7/8"-14 UNF 2B	SAE J 1926-1	PLT4.2223.032	558	30	PLT4.2223.033	331	42
	86	74			1"-16-12 UN 2B	SAE J 1926-1	PLT4.2227.032	538	30	PLT4.2227.033	301	42
<b>AG 2</b>	89.7	75.7	16.7		3/4"-16 UNF 2A	SAE J 514	PLT4.2219.302	497	30	PLT4.2219.303	273	42
	92.3	78.3	19.3		7/8"-14 UNF 2A	SAE J 514	PLT4.2223.302	507	30	PLT4.2223.303	282	42
	95	81	22		1"-16-12 UN 2A	SAE J 514	PLT4.2227.302	516	30	PLT4.2227.303	297	42
<b>AGS 2</b>	110.6	96.6	37.6		3/4"-16 UNF 2A	SAE J 514	PLT4.2219.502	540	30	PLT4.2219.503	311	42
	114.1	100.1	41.1		7/8"-14 UNF 2A	SAE J 514	PLT4.2223.502	557	30	PLT4.2223.503	316	42
	118.4	104.4	45.4		1"-16-12 UN 2A	SAE J 514	PLT4.2227.502	591	30	PLT4.2227.503	349	42
<b>AG 5</b>	90	78	16		BSP 3/4"	DIN 3852-2-A	PLT4.2219.712	524	30	PLT4.2219.713	298	42
<b>AGS 4</b>	111.5	97.5	38.5		1"-14 UNS 2A	SAE J 1453	PLT4.2225.532	586	30	PLT4.2225.533	348	42
	113	99	40		1-3/16-12 UN 2A	SAE J 1453	PLT4.2230.532	628	30	PLT4.2230.533	392	42
<b>AG 3</b>	84	70	11	12L	M18x1.5	ISO 8434-1-L	PLT4.2218.302	500	30	PLT4.2218.303	264	42
	85	71	12	15L	M22x1.5	ISO 8434-1-L	PLT4.2222.302	505	30	PLT4.2222.303	269	42
	85	71	12	18L	M26x1.5	ISO 8434-1-L	PLT4.2226.302	513	30	PLT4.2226.303	275	42
	87	73	14	22L	M30x2	ISO 8434-1-L	PLT4.2230.302	515	30	PLT4.2230.303	279	42
	85	71	12	10S	M18x1.5	ISO 8434-1-S	PLT4.2218.402	506	30	PLT4.2218.403	268	42
	85	71	12	12S	M20x1.5	ISO 8434-1-S	PLT4.2220.402	509	30	PLT4.2220.403	271	42
	87	73	14	14S	M22x1.5	ISO 8434-1-S	PLT4.2222.402	513	30	PLT4.2222.403	275	42
	87	73	14	16S	M24x1.5	ISO 8434-1-S	PLT4.2224.402	516	30	PLT4.2224.403	277	42
	89	75	16	20S	M30x2	ISO 8434-1-S	PLT4.2230.402	528	30	PLT4.2230.403	292	42
<b>AGS 3</b>	99	85	26	12L	M18x1.5	ISO 8434-1-L	PLT4.2218.502	530	30	PLT4.2218.503	293	42
	100	86	27	15L	M22x1.5	ISO 8434-1-L	PLT4.2222.502	554	30	PLT4.2222.503	317	42
	100	86	27	18L	M26x1.5	ISO 8434-1-L	PLT4.2226.502	588	30	PLT4.2226.503	349	42
	107	93	34	22L	M30x2	ISO 8434-1-L	PLT4.2230.502	623	30	PLT4.2230.503	386	42
	100	86	27	10S	M18x1.5	ISO 8434-1-S	PLT4.2218.602	538	30	PLT4.2218.603	301	42
	100	86	27	12S	M20x1.5	ISO 8434-1-S	PLT4.2220.602	554	30	PLT4.2220.603	312	42
	102	88	29	14S	M22x1.5	ISO 8434-1-S	PLT4.2222.602	562	30	PLT4.2222.603	327	42
	102	88	29	16S	M24x1.5	ISO 8434-1-S	PLT4.2224.602	575	30	PLT4.2224.603	335	42
	107	93	34	20S	M30x2	ISO 8434-1-S	PLT4.2230.602	618	30	PLT4.2230.603	381	42

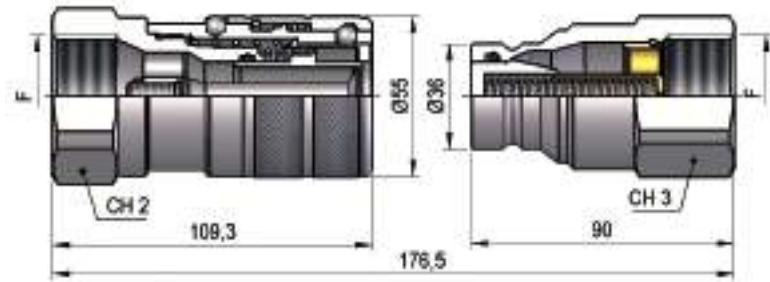




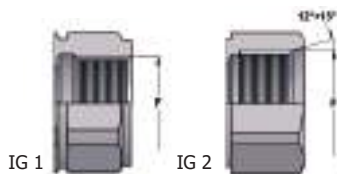
**PLT4 DN25 - BG 4 - ISO 19**


THREADS	L2	L3	L4	ØT	F	STANDARD	FEMMINA - FEMALE - MUFFE - FEMELLE			MASCHIO - MALE - STECKER - MALE		
							COD. F	Weight (g)	Packaging (pcs.)	COD. M	Weight (g)	Packaging (pcs.)
<b>IG 1</b>	94.5	86			BSP 3/4"	DIN 3852-2-X	PLT4.2519.112	808	23	PLT4.2519.113	478	30
	94.5	86			NPT 3/4"	ANSI B1.20.3	PLT4.2519.012	814	23	PLT4.2519.013	485	30
	94.5	86			RC 3/4"	UNI ISO 7/1	PLT4.2519.042	816	23	PLT4.2519.043	485	30
	97.5	86			BSP 1"	DIN 3852-2-X	PLT4.2525.112	780	23	PLT4.2525.113	414	30
	97.5	86			NPT 1"	ANSI B1.20.3	PLT4.2525.012	786	23	PLT4.2525.013	427	30
	97.5	86			M30x1.5	ISO 6149-1	PLT4.2530.102	810	23	PLT4.2530.103	450	30
<b>IG 2</b>	95	86			1"1/16-12 UN 2B	SAE J 1926-1	PLT4.2527.032	817	23	PLT4.2527.033	471	30
	95	86			1"5/16-12 UN 2B	SAE J 1926-1	PLT4.2533.032	758	23	PLT4.2533.033	413	30
<b>AG 2</b>	99.1	90.1	23.1		1"5/16-12 UN 2A	SAE J 514	PLT4.2533.302	822	23	PLT4.2533.303	412	30
<b>AGS 2</b>	121.4	112.4	45.4		1"5/16-12 UN 2A	SAE J 514	PLT4.2533.502	881	23	PLT4.2533.503	510	30
<b>AG 5</b>	97	88	18		BSP 1"	DIN 3852-2-B	PLT4.2525.212	818	23	PLT4.2525.213	420	30
	95	84	17		BSP 1"	BS B5200	PLT4.2525.702	751	23	PLT4.2525.703	398	30
	95	86	16		BSP 3/4"	DIN 3852-2-A	PLT4.2519.712	797	23	PLT4.2519.713	396	30
	97	88	18		BSP 1"	DIN 3852-2-A	PLT4.2525.712	775	23	PLT4.2525.713	422	30
<b>AG 3</b>	97	79	12	18L	M26x1.5	ISO 8434-1-L	PLT4.2526.302	773	23	PLT4.2526.303	373	30
	99	81	14	22L	M30x2	ISO 8434-1-L	PLT4.2530.302	777	23	PLT4.2530.303	378	30
	99	81	14	28L	M36x2	ISO 8434-1-L	PLT4.2536.302	776	23	PLT4.2536.303	383	30
	101	83	16	20S	M30x2	ISO 8434-1-S	PLT4.2530.402	790	23	PLT4.2530.403	389	30
	103	85	18	25S	M36x2	ISO 8434-1-S	PLT4.2536.402	807	23	PLT4.2536.403	412	30
<b>AGS 3</b>	119	101	34	18L	M26x1.5	ISO 8434-1-L	PLT4.2526.502	864	23	PLT4.2526.503	461	30
	119	101	34	22L	M30x2	ISO 8434-1-L	PLT4.2530.502	882	23	PLT4.2530.503	486	30
	119	101	34	28L	M36x2	ISO 8434-1-L	PLT4.2536.502	910	23	PLT4.2536.503	524	30
	121	103	36	20S	M30x2	ISO 8434-1-S	PLT4.2530.602	902	23	PLT4.2530.603	503	30
	123	105	38	25S	M36x2	ISO 8434-1-S	PLT4.2536.602	960	23	PLT4.2536.603	565	30

**THREADS**


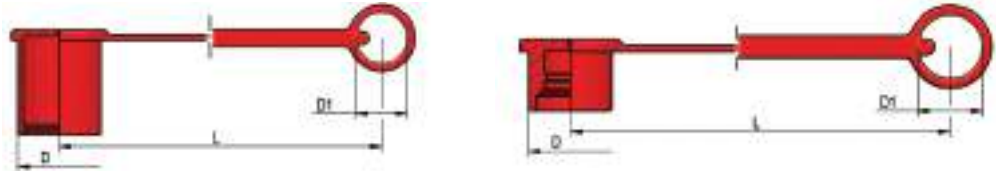
**PLT4 DN30 - BG 5 - ISO 25**


THREADS	CH2	CH3	F	STANDARD	FEMMINA - FEMALE - MUFFE - FEMELLE			MASCHIO - MALE - STECKER - MALE		
					COD. F	Weight (g)	Packaging (pcs.)	COD. M	Weight (g)	Packaging (pcs.)
<b>IG 1</b>	50	50	BSP 1"	DIN 3852-2-X	PLT4.3025.112	1236	7	PLT4.3025.113	726	20
	50	50	NPT 1"	ANSI B1.20.3	PLT4.3025.012	1260	7	PLT4.3025.013	733	20
	55	55	BSP 1"¼	DIN 3852-2-X	PLT4.3031.112	1238	7	PLT4.3031.113	769	20
	55	55	NPT 1"¼	ANSI B1.20.3	PLT4.3031.012	1253	7	PLT4.3031.013	781	20
<b>IG 2</b>	50	50	1"5/16-12 UN 2B	SAE J 1926-1	PLT4.3033.032	1235	7	PLT4.3033.033	715	20
	55	55	1"5/8-12 UN 2B	SAE J 1926-1	PLT4.3041.032	1241	7	PLT4.3041.033	768	20

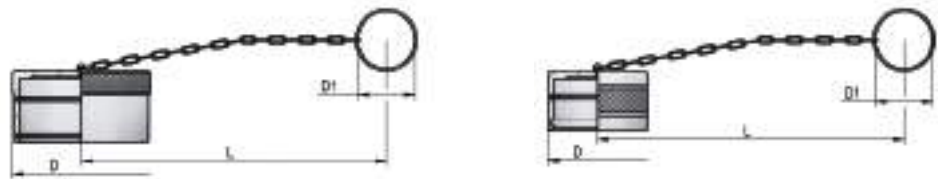
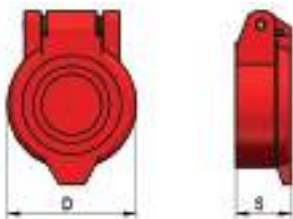
**THREADS**


**PLASTIC CAPS**

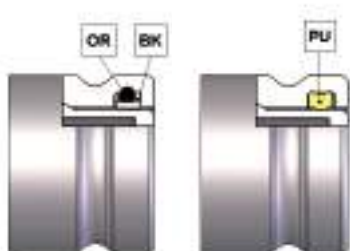
NOMINAL SIZE		FEMALE DUST PLUG							MALE DUST CAP					COLOR	MATERIAL
DNP	BG	ISO	COD. F	Dimensions			Weight (g)	COD. M	Dimensions			Weight (g)			
				D	L	D1			D	L	D1				
06	1	6.3	SPLT.06002	32.5	200	20	16	SPLT.06003	26	200	20	13	●	PVC	
13	2	10	SPLT.13002	37	200	26	21	SPLT.13003	27.5	200	26	15	●	PVC	
20	3	12.5	SPLT.20002	43	200	31.5	29	SPLT.20003	35	200	31.5	26	●	PVC	
25	4	19	SPLT.25002	53.5	265	35	51	SPLT.25003	43	265	35	41	●	PVC	
30	5	25	SPLT.30002	61	280	50	75	SPLT.30003	51	270	50	60	●	PVC	


**METAL CAPS**

NOMINAL SIZE		FEMALE DUST PLUG							MALE DUST CAP					MATERIAL
DNP	BG	ISO	COD. F	Dimensions			Weight (g)	COD. M	Dimensions			Weight (g)		
				D	L	D1			D	L	D1			
06	1	6.3	SPLT.06202	35	200	32	41	SPLT.06203	25	200	32	28	Aluminum	
13	2	10	SPLT.13202	40	200	32	48	SPLT.13203	30	200	32	39	Aluminum	
20	3	12.5	SPLT.20202	45	200	32	53	SPLT.20203	32	200	32	40	Aluminum	
22	4A	16	SPLT.22202	50	200	32	63	SPLT.22203	35	200	32	43	Aluminum	
25	4	19	SPLT.25202	55	275	47.5	74	SPLT.25203	40	275	47.5	66	Aluminum	
30	5	25	SPLT.30202	65	275	47.5	126	SPLT.30203	45	275	47.5	71	Aluminum	


**AUTOMATIC CAPS**


NOMINAL SIZE		AUTOMATIC FEMALE CAP					COLOR	MATERIAL
DNP	BG	ISO	COD. F	Dimensions		Weight (g)		
				D	S			
13	2	10	SPLT.13302	38	16.8	17	●	Nylon
13	2	10	SPLT.13342	38	16.8	17	●	Nylon
20	3	12.5	SPPV.13302	46	18.4	24	●	Nylon
20	3	12.5	SPPV.13312	46	18.4	24	●	Nylon
20	3	12.5	SPPV.13322	46	18.4	24	●	Nylon
20	3	12.5	SPPV.13332	46	18.4	24	●	Nylon
20	3	12.5	SPPV.13342	46	18.4	24	●	Nylon

**SPARE PARTS**


NOMINAL SIZE		MALE GASKET		MALE GASKET	
DNP	BG	ISO	OR (NBR*)	BK (PTFE)	PU (POLYURETHANE)
04	0	5	PLT.004.120	PLT.004.130	-
06	1	6.3	PLT.006.120	PLT.006.130	-
13	2	10	PLT.013.120	PLT.013.130	PLK.013.210
20	3	12.5	PLT.019.120	PLT.019.130	PVT.019.210
22	4A	16	PLT.022.120	PLT.022.130	PVT.022.210
25	4	19	PLT.025.120	PLT.025.130	PVT.025.210
30	5	25	PLT.031.120	PLT.031.130	PVT.030.210

\* AL CODICE DELLA GUARNIZIONE IN NBR AGGIUNGERE 'E' PER EPDM O 'V' PER VITON

\* TO THE NBR GASKET CODE ADD 'E' FOR EPDM OR 'V' FOR VITON

\* ZU DER ARTIKELNR. DER NBR DICHTUNG GEBEN SIE 'E' FUER EPDM ODER 'V' FUER VITON AN

\* AU CODE DU JOINT EN NBR JOINDRE 'E' POUR EPDM OU 'V' POUR VITON

**ISO 16028**

MASCHIO VALVOLA PIANA PER MARTELLI  
 FLAT FACE MALE FOR HAMMERS  
 FLACHDICHTENDER STECKER FÜR HÄMMER  
 MÂLE CLAPET PLAT POUR MARTEAUX


**Caratteristiche tecniche I**

- Norma: ISO 16028
- Occlusione: faccia piana
- Aggancio: sfere radiali
- Materiale: acciaio alta resistenza
- Finitura: Zn-Fe (Cr III) e Zn-Ni
- Filettature: BSP - NPT - SAE
- Guarnizioni standard: NBR e PU
- Temperatura d'esercizio: -25 °C +100 °C
- Guarnizioni opzionali: FKM, EPDM o altro
- Pressioni di esercizio: 350 bar
- Connessione in pressione: non consentita

**Technical data E**

- Standard: ISO 16028
- Occlusion: flat face
- Locking: radial balls
- Material: high resistance steel
- Finishing: Zn-Fe (Cr III) and Zn-Ni
- Threads: BSP - NPT - SAE
- Standard seals: NBR and PU
- Working temperature: -25 °C +100 °C
- Optional seals: FKM, EPDM or more
- Working pressure: 350 bar
- Connection under pressure: not allowed

Nominal size				Max working pressure MPa	Rated flow l/min	Max flow rate l/min	Min burst pressure			Fluid spillage cc
DNP	BG	ISO	mm				Male MPa	Female MPa	Coupled MPa	
25	4	19	14.8	35	100	200	160	See PLT4	180	0.020
30	5	25	17.6	35	189	280	140	See PLT4	150	0.030

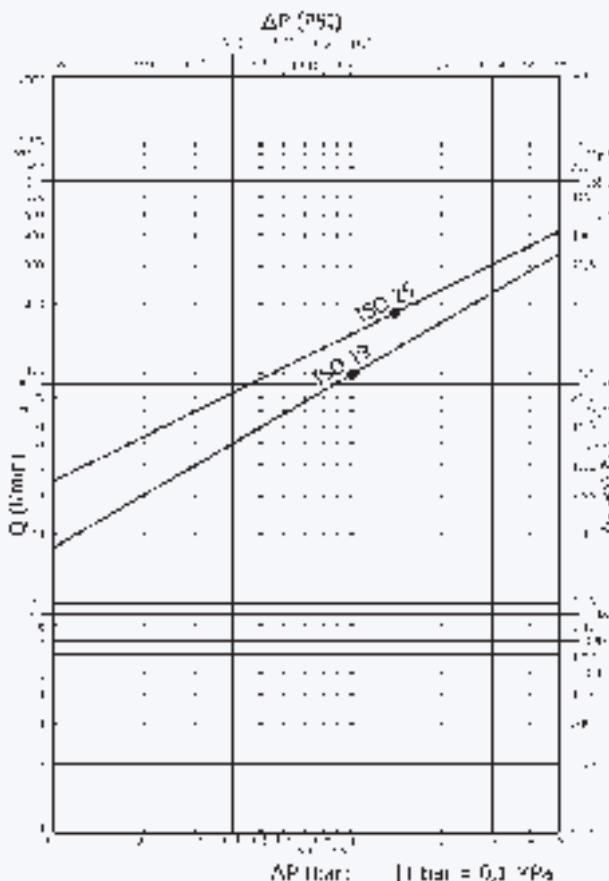
1 MPa = 145.04 psi • 1 l = 0.264 gal

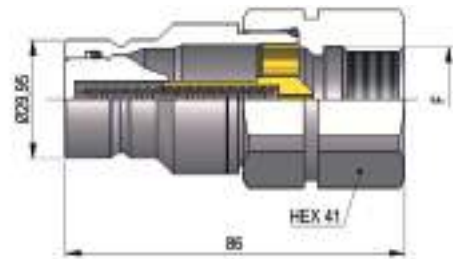
**Technische Merkmale D**

- Norm: ISO 16028
- Verschluss: flachdichtend
- Kupplung: Radial Kugeln
- Werkstoff: hochfester Stahl
- Ausführung: Zn-Fe (Cr III) und Zn-Ni
- Gewinde: BSP - NPT - SAE
- Standard-Dichtungen: NBR und PU
- Betriebstemperatur: -25 °C +100 °C
- Dichtungen nach Wahl: FKM, EPDM, usw.
- Betriebsdruck: 350 bar
- Kuppeln unter Druck: nicht möglich

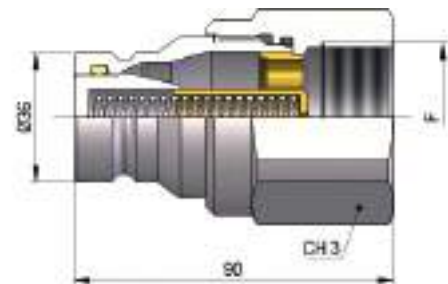
**Caracteristiques techniques F**

- Norme: ISO 16028
- Obturation: clapet plat
- Accrochage: billes radiales
- Matériel: acier à haute résistance
- Traitement: Zn-Fe (Cr III) et Zn-Ni
- Taraudage: BSP - NPT - SAE
- Joints standard: NBR et PU
- Température de service: -25 °C +100 °C
- Joints facultatifs: FKM, EPDM, ect.
- Pression de service: 350 bar
- Connexion sous pression: pas possible

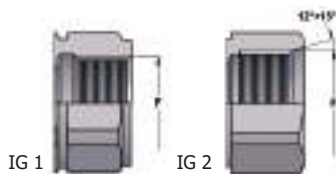


**PLT5 DN25 - BG 4 - ISO 19**


THREADS	F	STANDARD	FEMMINA - FEMALE - MUFFE - FEMELLE		MASCIO - MALE - STECKER - MALE	
			COD. F	COD. M	Weight (g)	Packaging (pcs.)
<b>IG 1</b>	BSP 3/4"	DIN 3852-2-X	See PLT4 DN25	PLT5.2519.113	491	30
	NPT 3/4"	ANSI B1.20.3	See PLT4 DN25	PLT5.2519.013	498	30
	BSP 1"	DIN 3852-2-X	See PLT4 DN25	PLT5.2525.113	427	30
	NPT 1"	ANSI B1.20.3	See PLT4 DN25	PLT5.2525.013	440	30
<b>IG 2</b>	1"1/16-12 UN 2B	SAE J 1926-1	See PLT4 DN25	PLT5.2527.033	485	30
	1"5/16-12 UN 2B	SAE J 1926-1	See PLT4 DN25	PLT5.2533.033	426	30


**PLT5 DN30 - BG 5 - ISO 25**


THREADS	CH3	F	STANDARD	FEMMINA - FEMALE - MUFFE - FEMELLE		MASCIO - MALE - STECKER - MALE	
				COD. F	COD. M	Weight (g)	Packaging (pcs.)
<b>IG 1</b>	50	BSP 1"	DIN 3852-2-X	See PLT4 DN30	PLT5.3025.113	726	20
	50	NPT 1"	ANSI B1.20.3	See PLT4 DN30	PLT5.3025.013	733	20
	55	BSP 1"1/4	DIN 3852-2-X	See PLT4 DN30	PLT5.3031.113	797	20
	55	NPT 1"1/4	ANSI B1.20.3	See PLT4 DN30	PLT5.3031.013	810	20
<b>IG 2</b>	50	1"5/16-12 UN 2B	SAE J 1926-1	See PLT4 DN30	PLT5.3033.033	715	20
	55	1"5/8-12 UN 2B	SAE J 1926-1	See PLT4 DN30	PLT5.3041.033	799	20

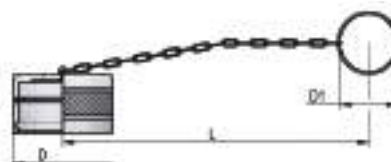
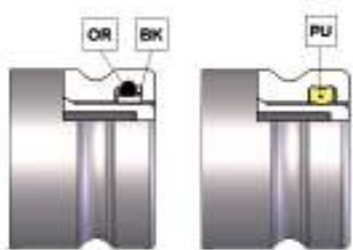
**THREADS**


**PLASTIC CAPS**

NOMINAL SIZE				MALE DUST CAP				COLOR	MATERIAL
DNP	BG	ISO	COD. M	Dimensions			Weight		
				D	L	D1	(g)		
25	4	19	SPLT.25003	43	265	35	41		PVC
30	5	25	SPLT.30003	51	270	50	60		PVC


**METAL CAPS**

NOMINAL SIZE				MALE DUST CAP				MATERIAL
DNP	BG	ISO	COD. M	Dimensions			Weight	
				D	L	D1	(g)	
25	4	19	SPLT.25203	40	275	47.5	66	Aluminum
30	5	25	SPLT.30203	45	275	47.5	71	Aluminum


**SPARE PARTS**


NOMINAL SIZE			MALE GASKET		MALE GASKET
DNP	BG	ISO	OR (NBR*)	BK (PTFE)	PU (POLYURETHANE)
25	4	19	PLT.025.120	PLT.025.130	PVT.025.210
30	5	25	PLT.031.120	PLT.031.130	PVT.030.210

\*AL CODICE DELLA GUARNIZIONE IN NBR AGGIUNGERE 'E' PER EPDM O 'V' PER VITON

\*TO THE NBR GASKET CODE ADD 'E' FOR EPDM OR 'V' FOR VITON

\*ZU DER ARTIKELNR. DER NBR DICHTUNG GEBEN SIE 'E' FUER EPDM ODER 'V' FUER VITON AN

\*AU CODE DU JOINT EN NBR JOINDRE 'E' POUR EPDM OU 'V' POUR VITON



**ISO 16028/700 bar**

VALVOLA PIANA/ACCIAIO  
FLAT FACE/STEEL  
FLACHDICHTEND/STAHL  
CLAPET PLAT/ACIER


**Caratteristiche tecniche**
**I**

- Norma: ISO 16028
- Occlusione: faccia piana
- Aggancio: sfere radiali
- Materiale: acciaio alta resistenza
- Finitura: Zn-Fe (Cr III) e Zn-Ni
- Filettature: BSP - NPT - SAE
- Guarnizioni standard: NBR e PU
- Temperatura d'esercizio: -25 °C +100 °C
- Guarnizioni opzionali: FKM, EPDM o altro
- Pressioni di esercizio: 700 bar
- Connessione in pressione: non consentita

**Technical data**
**E**

- Standard: ISO 16028
- Occlusion: flat face
- Locking: radial balls
- Material: high resistance steel
- Finishing: Zn-Fe (Cr III) and Zn-Ni
- Threads: BSP - NPT - SAE
- Standard seals: NBR and PU
- Working temperature: -25 °C +100 °C
- Optional seals: FKM, EPDM or more
- Working pressure: 700 bar
- Connection under pressure: not allowed

**Technische Merkmale**
**D**

- Norm: ISO 16028
- Verschluss: flachdichtend
- Kupplung: Radial Kugeln
- Werkstoff: hochfester Stahl
- Ausführung: Zn-Fe (Cr III) und Zn-Ni
- Gewinde: BSP - NPT - SAE
- Standard-Dichtungen: NBR und PU
- Betriebstemperatur: -25 °C +100 °C
- Dichtungen nach Wahl: FKM, EPDM, usw.
- Betriebsdruck: 700 bar
- Kuppeln unter Druck: nicht möglich

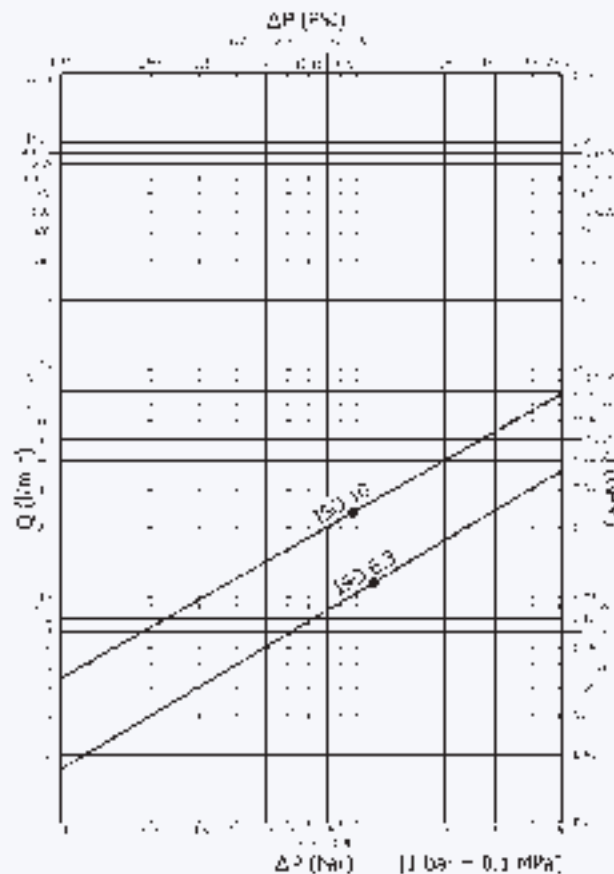
**Caracteristiques techniques**
**F**

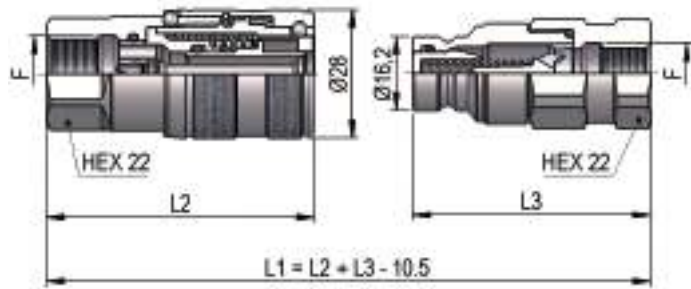
- Norme: ISO 16028
- Obturation: clapet plat
- Accrochage: billes radiales
- Matériel: acier à haute résistance
- Traitement: Zn-Fe (Cr III) et Zn-Ni
- Taraudage: BSP - NPT - SAE
- Joints standard: NBR et PU
- Température de service: -25 °C +100 °C
- Joints facultatifs: FKM, EPDM, ect.
- Pression de service: 700 bar
- Connexion sous pression: pas possible



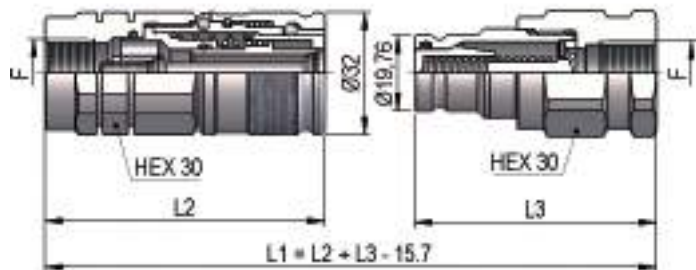
Nominal size				Max working pressure	Rated flow	Max flow rate	Min burst pressure			Fluid spillage
							Male	Female	Coupled	
DNP	BG	ISO	mm	MPa	l/min	l/min	MPa	MPa	MPa	cc
06	1	6.3	6	70	12	24	200	230	230	0.008
13	2	10	8.6	70	23	46	210	210	220	0.010

1 MPa = 145.04 psi • 1 l = 0.264 gal

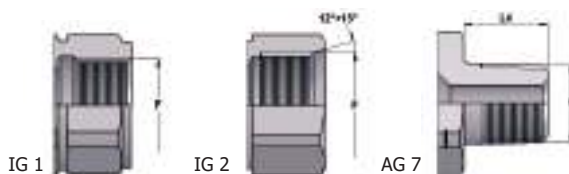


**PLT6 DN06 - BG 1 - ISO 6.3**


THREADS	L2	L3	L4	F	STANDARD	FEMMINA - FEMALE - MUFFE - FEMELLE			MASCHIO - MALE - STECKER - MALE		
						COD. F	Weight (g)	Packaging (pcs.)	COD. M	Weight (g)	Packaging (pcs.)
<b>IG 1</b>	58.5	52		BSP 1/4"	DIN 3852-2-X	PLT6.0606.112	181	100	PLT6.0606.113	95	200
	58.5	52		NPT 1/4"	ANSI B1.20.3	PLT6.0606.012	182	100	PLT6.0606.013	97	200
	58.5			NPT 3/8"	ANSI B1.20.3	PLT6.0610.012	180	100			
	58.5			RC 3/8"	UNI ISO 7/1	PLT6.0610.042	180	100			
<b>IG 2</b>	58.5	53.3		9/16"-18 UNF 2B	SAE J 1926-1	PLT6.0615.032	169	100	PLT6.0615.033	92	200
<b>AG 7</b>	63.5	53.8	14	NPT 1/4"	ANSI B1.20.3	PLT6.0606.022	168	100	PLT6.0606.023	84	200
	63	53.8	14	NPT 3/8"	ANSI B1.20.3	PLT6.0610.022	175	100	PLT6.0610.023	90	200
		53.8	14	R 3/8"	UNI ISO 7/1				PLT6.0610.053	92	200

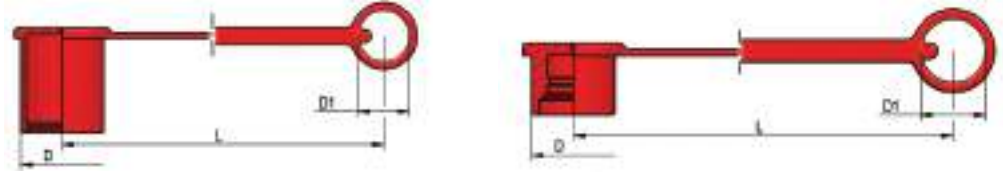
**PLT6 DN13 - BG 2 - ISO 10**


THREADS	L2	L3	L4	F	STANDARD	FEMMINA - FEMALE - MUFFE - FEMELLE			MASCHIO - MALE - STECKER - MALE		
						COD. F	Weight (g)	Packaging (pcs.)	COD. M	Weight (g)	Packaging (pcs.)
<b>IG 1</b>	73.5	63.5		BSP 3/8"	DIN 3852-2-X	PLT6.1310.112	309	60	PLT6.1310.113	208	60
	73.5	63.5		NPT 3/8"	ANSI B1.20.3	PLT6.1310.012	311	60	PLT6.1310.013	209	60
<b>IG 2</b>	73.5	63.5		3/4"-16 UNF 2B	SAE J 1926-1	PLT6.1319.032	301	60	PLT6.1319.033	186	60
<b>AG 7</b>	76.5		14	NPT 3/8"	ANSI B1.20.3	PLT6.1310.022	289	60			

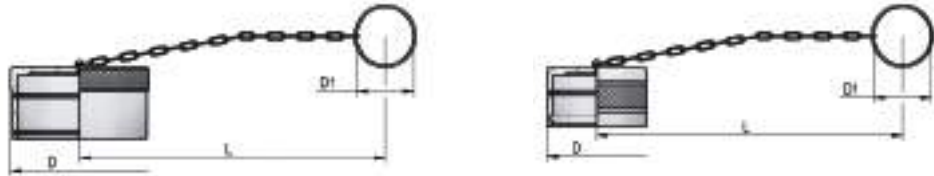
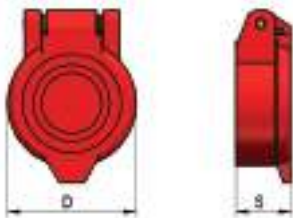
**THREADS**


**PLASTIC CAPS**

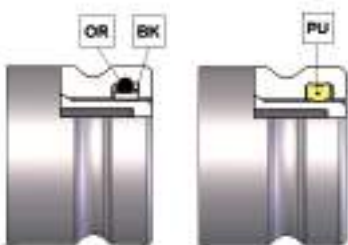
NOMINAL SIZE		FEMALE DUST PLUG				MALE DUST CAP				COLOR	MATERIAL			
DNP	BG	ISO	COD. F	Dimensions			Weight	COD. M	Dimensions			Weight		
				D	L	D1	(g)		D	L	D1	(g)		
06	1	6.3	SPLT.06002	32.5	200	20	16	SPLT.06003	26	200	20	13	●	PVC
13	2	10	SPLT.13002	37	200	26	21	SPLT.13003	27.5	200	26	15	●	PVC


**METAL CAPS**

NOMINAL SIZE		FEMALE DUST PLUG				MALE DUST CAP				MATERIAL			
DNP	BG	ISO	COD. F	Dimensions			Weight	COD. M	Dimensions			Weight	
				D	L	D1	(g)		D	L	D1	(g)	
06	1	6.3	SPLT.06202	35	200	32	41	SPLT.06203	25	200	32	28	Aluminum
13	2	10	SPLT.13202	40	200	32	48	SPLT.13203	30	200	32	39	Aluminum


**AUTOMATIC CAPS**


NOMINAL SIZE		AUTOMATIC FEMALE CAP				COLOR	MATERIAL
DNP	BG	ISO	COD. F	Dimensions		Weight	
				D	S	(g)	
13	2	10	SPLT.13302	38	16.8	17	● Nylon
13	2	10	SPLT.13342	38	16.8	17	● Nylon

**SPARE PARTS**


NOMINAL SIZE		MALE GASKET		MALE GASKET	
DNP	BG	ISO	OR (NBR*)	BK (PTFE)	PU (POLYURETHANE)
06	1	6.3	PLT.006.120	PLT.006.130	-
13	2	10	PLT.013.120	PLT.013.130	PLK.013.210

\*AL CODICE DELLA GUARNIZIONE IN NBR AGGIUNGERE 'E' PER EPDM O 'V' PER VITON

\*TO THE NBR GASKET CODE ADD 'E' FOR EPDM OR 'V' FOR VITON

\*ZU DER ARTIKELNR. DER NBR DICHTUNG GEBEN SIE 'E' FUER EPDM ODER 'V' FUER VITON AN

\*AU CODE DU JOINT EN NBR JOINDRE 'E' POUR EPDM OU 'V' POUR VITON

**700 bar**

VALVOLA PIANA/ACCIAIO  
FLAT FACE/STEEL  
FLACHDICHTEND/STAHL  
CLAPET PLAT/ACIER


**Caratteristiche tecniche I**

- Intercambiabilità: Stucchi HP
- Occlusione: faccia piana
- Aggancio: sfere radiali
- Materiale: acciaio ad alta resistenza
- Finitura: Zn-Fe (Cr III) e Zn-Ni
- Filettature: BSP - NPT
- Guarnizioni standard: NBR e PU
- Temperatura d'esercizio: -25 °C +100 °C
- Guarnizioni opzionali: FKM, EPDM o altro
- Pressioni di esercizio: 700 bar
- Connessione in pressione: non consentita

**Technical data E**

- Interchange: Stucchi HP
- Occlusion: flat face
- Locking: radial balls
- Material: high resistance steel
- Finishing: Zn-Fe (Cr III) and Zn-Ni
- Threads: BSP - NPT
- Standard seals: NBR and PU
- Working temperature: -25 °C +100 °C
- Optional seals: FKM, EPDM or more
- Working pressure: 700 bar
- Connection under pressure: not allowed

Nominal size				Max working pressure	Rated flow	Max flow rate	Min burst pressure			Fluid spillage
DNP	BG	ISO	mm				Male	Female	Coupled	
04	0	5	4.8	70	3	9	275	230	230	0.006
06	1	6.3	6	70	12	24	200	230	230	0.008

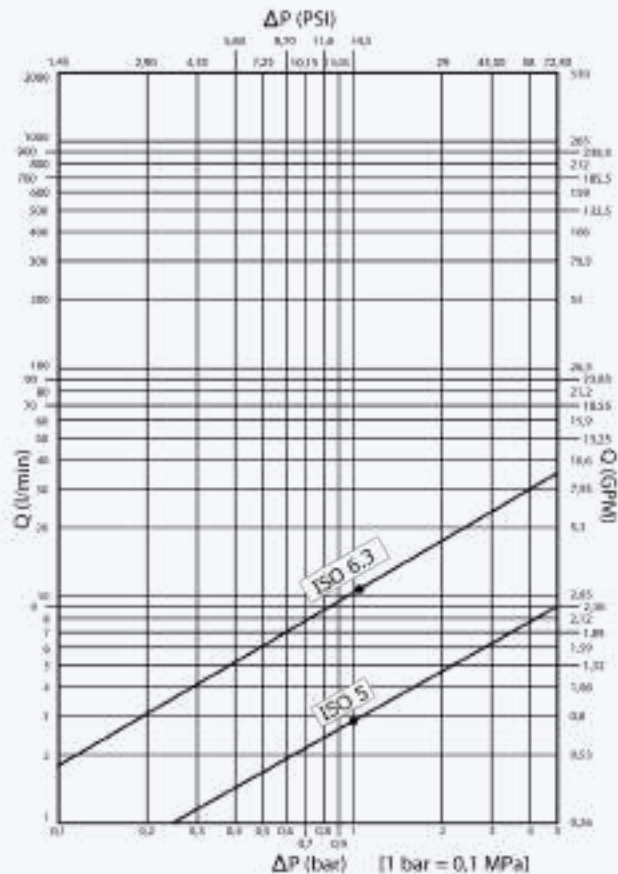
1 MPa = 145.04 psi • 1 l = 0.264 gal

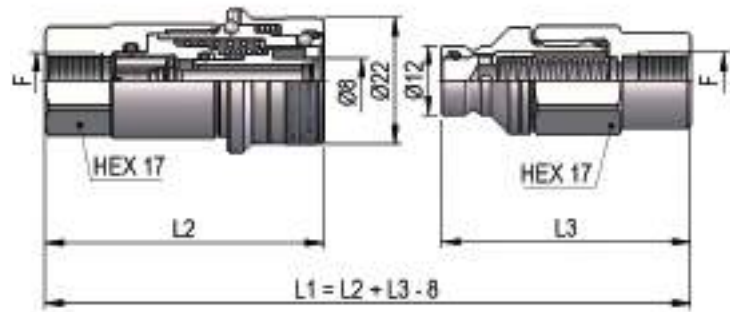
**Technische Merkmale D**

- Austauschbarkeit: Stucchi HP
- Verschluss: flachdichtend
- Kupplung: Radial Kugeln
- Werkstoff: hochfester Stahl
- Ausführung: Zn-Fe (Cr III) und Zn-Ni
- Gewinde: BSP - NPT
- Standard-Dichtungen: NBR und PU
- Betriebstemperatur: -25 °C +100 °C
- Dichtungen nach Wahl: FKM, EPDM, usw.
- Betriebsdruck: 700 bar
- Kuppeln unter Druck: nicht möglich

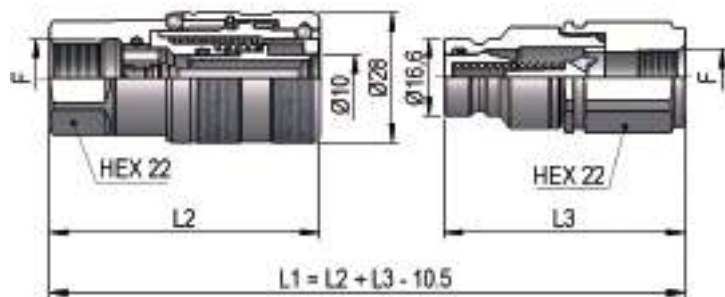
**Caracteristiques techniques F**

- Intercambiabilité: Stucchi HP
- Obturation: clapet plat
- Accrochage: billes radiales
- Matériel: acier à haute résistance
- Traitement: Zn-Fe (Cr III) et Zn-Ni
- Taraudage: BSP - NPT
- Joints standard: NBR et PU
- Température de service: -25 °C +100 °C
- Joints facultatifs: FKM, EPDM, ect.
- Pression de service: 700 bar
- Connexion sous pression: pas possible

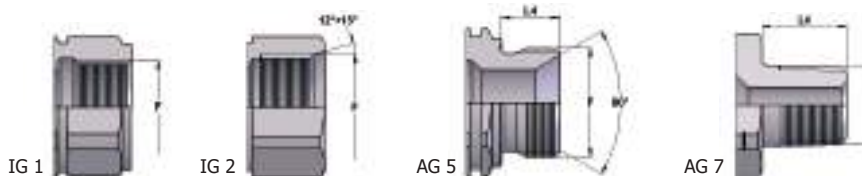


**PLT7 DN04 - BG 0 - ISO 5**


THREADS	L2	L3	F	STANDARD	FEMMINA - FEMALE - MUFFE - FEMELLE			MASCHIO - MALE - STECKER - MALE		
					COD. F	Weight (g)	Packaging (pcs.)	COD. M	Weight (g)	Packaging (pcs.)
<b>IG 1</b>	48.6	43.5	BSP 1/8"	DIN 3852-2-X	PLT7.0404.112	92	192	PLT7.0404.113	49	300
	48.6	43.5	NPT 1/8"	ANSI B1.20.3	PLT7.0404.012	93	192	PLT7.0404.013	50	300
<b>IG 2</b>	50.6	45.5	7/16"-20 UNF 2B	SAE J 1926-1	PLT7.0412.032	94	192	PLT7.0412.033	51	300

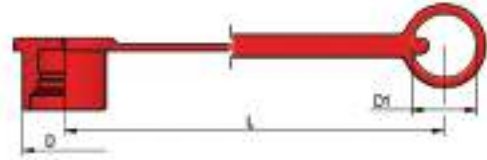
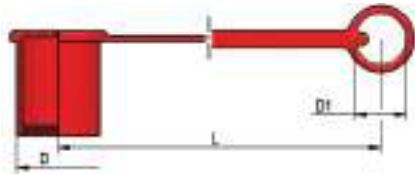
**PLT7 DN06 - BG1- ISO 6.3**


THREADS	L2	L3	L4	F	STANDARD	FEMMINA - FEMALE - MUFFE - FEMELLE			MASCHIO - MALE - STECKER - MALE		
						COD. F	Weight (g)	Packaging (pcs.)	COD. M	Weight (g)	Packaging (pcs.)
<b>IG 1</b>	58.5	53.3		BSP 1/4"	DIN 3852-2-X	PLT7.0606.112	182	100	PLT7.0606.113	97	200
	58.5	53.3		NPT 1/4"	ANSI B1.20.3	PLT7.0606.012	183	100	PLT7.0606.013	98	200
	58.5	53.3		NPT 3/8"	ANSI B1.20.3	PLT7.0610.012	174	100	PLT7.0610.013	89	200
<b>AG 7</b>	63.5	53.8	14	NPT 1/4"	ANSI B1.20.3	PLT7.0606.022	170	100	PLT7.0606.023	84	200
	63	53.8	14	NPT 3/8"	ANSI B1.20.3	PLT7.0610.022	176	100	PLT7.0610.023	91	200
<b>AG 5</b>	63.5	53.8	12	BSP 1/4"	DIN 3852-2-A	PLT7.0606.712	173	100	PLT7.0606.713	84	200
	61.5	54.3	12	BSP 3/8"	DIN 3852-2-A	PLT7.0610.712	176	100	PLT7.0610.713	90	200

**THREADS**


**PLASTIC CAPS**

NOMINAL SIZE			FEMALE DUST PLUG						MALE DUST CAP					COLOR	MATERIAL
DNP	BG	ISO	COD. F	Dimensions			Weight (g)	COD. M	Dimensions			Weight (g)			
				D	L	D1			D	L	D1				
06	1	6.3	SPLT.06002	32.5	200	20	16	SPLT.06003	26	200	20	13		PVC	


**SPARE PARTS**

NOMINAL SIZE			MALE GASKET	
DNP	BG	ISO	OR (NBR*)	BK (PTFE)
04	0	5	PLT.704.120	PLT.704.130
06	1	6.3	PLT.006.120	PLT.706.130



\*AL CODICE DELLA GUARNIZIONE IN NBR AGGIUNGERE 'E' PER EPDM O 'V' PER VITON

\*TO THE NBR GASKET CODE ADD 'E' FOR EPDM OR 'V' FOR VITON

\*ZU DER ARTIKELNR. DER NBR DICHTUNG GEBEN SIE 'E' FUER EPDM ODER 'V' FUER VITON AN

\*AU CODE DU JOINT EN NBR JOINDRE 'E' POUR EPDM OU 'V' POUR VITON



**ISO 16028**

MASCHIO INNESTABILE IN PRESSIONE  
 MALE CONNECTABLE UNDER PRESSURE  
 STECKER UNTER DRUCK KUPPELBAR  
 MÂLE ACCOUPPLABLE SOUS PRESSION

**Caratteristiche tecniche I**

- Norma: ISO 16028 (DN06→DN30)
- Occlusione: faccia piana
- Aggancio: sfere radiali
- Materiale: acciaio ad alta resistenza
- Finitura: Zn-Fe (Cr III) e Zn-Ni
- Filettature: BSP - NPT - SAE - METRICHE
- Guarnizioni standard: NBR e PU
- Temperatura d'esercizio: -25 °C +100 °C
- Guarnizioni opzionali: FKM, EPDM o altro
- Pressioni di esercizio: 250-400 bar
- Connessione in pressione: consentita (solo lato maschio)
- Massima pressione residua: 250 bar

**Technical data E**


- Standard: ISO 16028 (DN06→DN30)
- Occlusion: flat face
- Locking: radial balls
- Material: high resistance steel
- Finishing: Zn-Fe (Cr III) and Zn-Ni
- Threads: BSP - NPT - SAE - METRIC
- Standard seals: NBR and PU
- Working temperature: -25 °C +100 °C
- Optional seals: FKM, EPDM or more
- Working pressure: 250-400 bar
- Connection under pressure: allowed (male side only)
- Max residual pressure: 250 bar

**Technische Merkmale D**

- Norm: ISO 16028 (DN06→DN30)
- Verschluss: flachdichtend
- Kupplung: Radial Kugeln
- Werkstoff: hochfester Stahl
- Ausführung: Zn-Fe (Cr III) und Zn-Ni
- Gewinde: BSP - NPT - SAE - METRISCHE
- Standard-Dichtungen: NBR und PU
- Betriebstemperatur: -25 °C +100 °C
- Dichtungen nach Wahl: FKM, EPDM, usw.
- Betriebsdruck: 250-400 bar
- Kuppeln unter Druck: erlaubt (nur männliche Seite)
- Max. Restdruck: 250 bar

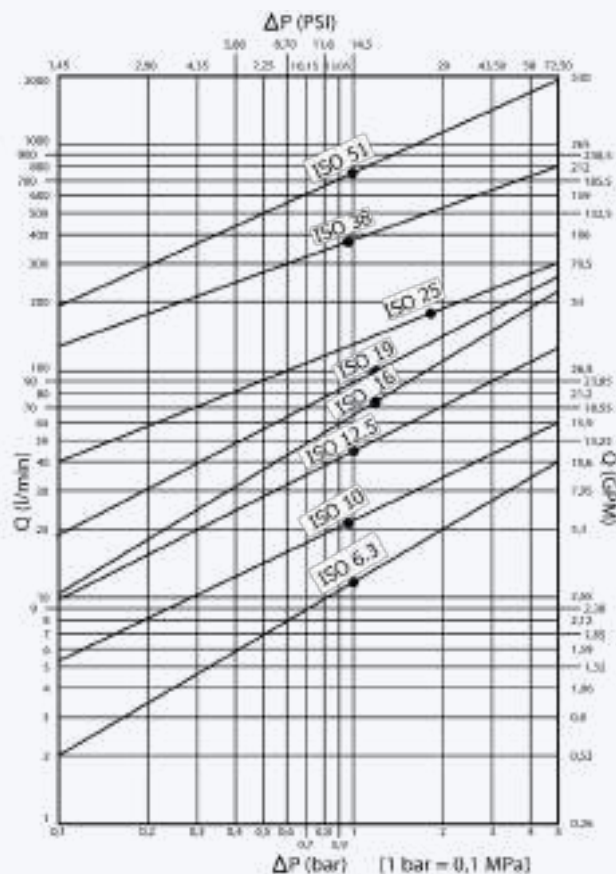
**Caracteristiques techniques F**

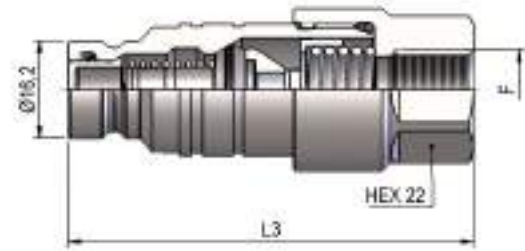
- Norme: ISO 16028 (DN06→DN30)
- Obturation: clapet plat
- Accrochage: billes radiales
- Matériel: acier à haute résistance
- Traitement: Zn-Fe (Cr III) et Zn-Ni
- Taraudage: BSP - NPT - SAE - METRIQUES
- Joints standard: NBR et PU
- Température de service: -25 °C +100 °C
- Joints facultatifs: FKM, EPDM, ect.
- Pression de service: 250-400 bar
- Connexion sous pression: possible (seulement côté male)
- Pression restante max: 250 bar



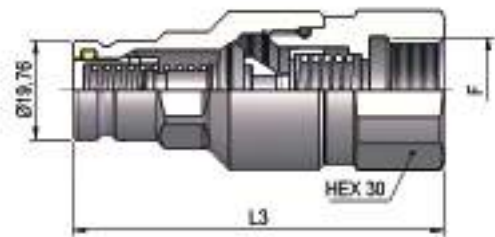
Nominal size	Max working pressure	Rated flow	Max flow rate	Min burst pressure			Fluid spillage			
				Male	Female	Coupled				
DNP	BG	ISO	mm	MPa	l/min	l/min	MPa	MPa	MPa	cc
06	1	6.3	6	40	12	24	190	See PLT4	190	0.008
13	2	10	8.6	35	23	46	140	See PLT4	140	0.010
20	3	12.5	10.7	35	45	90	140	See PLT4	140	0.012
22	4A	16	12.8	35	74	150	140	See PLT4	140	0.015
25	4	19	14.8	30	100	200	120	See PLT4	120	0.020
30	5	25	17.6	30	189	280	120	See PLT4	120	0.030
39	7	38	30	25	379	700	100	See PLT1	110	0.050
50	8	51	40.6	25	757	1000	100	See PLT1	100	0.100

1 MPa = 145.04 psi • 1 l = 0.264 gal

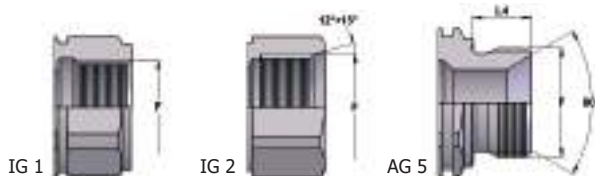


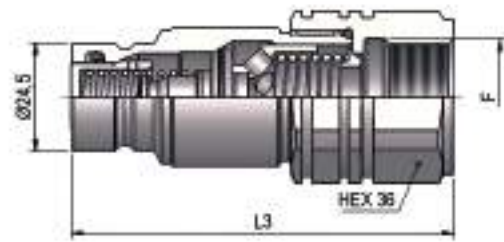
**PLK4 DN06 - BG 1 - ISO 6.3**


THREADS	L3	L4	F	STANDARD	FEMMINA - FEMALE - MUFFE - FEMELLE	MASCHIO - MALE - STECKER - MALE		
					COD. F	COD. M	Weight (g)	Packaging (pcs.)
<b>IG 1</b>	67.5		BSP 1/4"	DIN 3852-2-X	See PLT4 DN06	PLK4.0606.113	142	100
	67.5		NPT 1/4"	ANSI B1.20.3	See PLT4 DN06	PLK4.0606.013	143	100
<b>IG 2</b>	67.5		9/16"-18 UNF 2B	SAE J 1926-1	See PLT4 DN06	PLK4.0615.033	139	100
<b>AG 5</b>	79	12	BSP 1/4"	DIN 3852-2-A	See PLT4 DN06	PLK4.0606.713	156	100

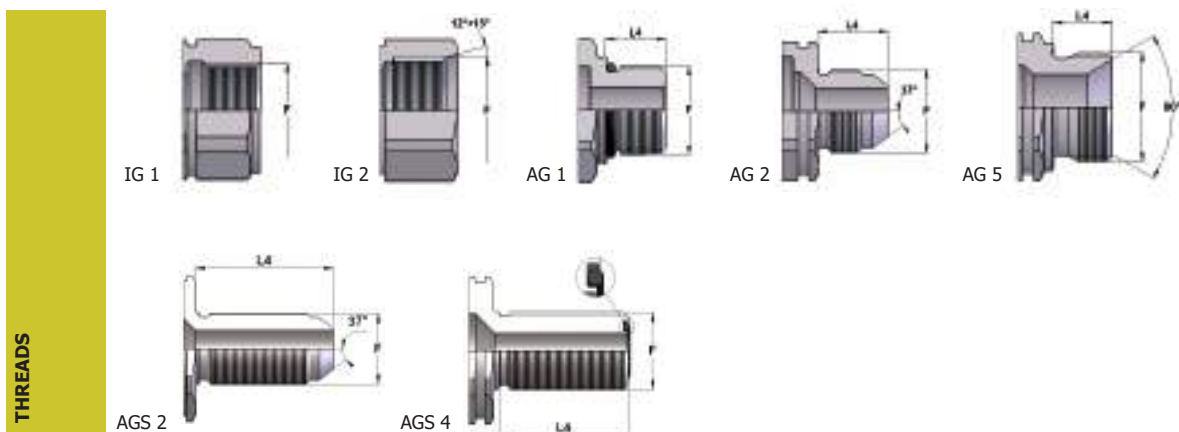
**PLK4 DN13 - BG2- ISO 10**


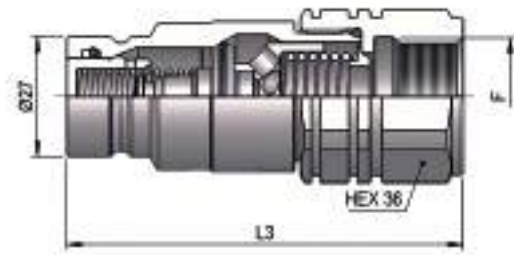
THREADS	L3	L4	F	STANDARD	FEMMINA - FEMALE - MUFFE - FEMELLE	MASCHIO - MALE - STECKER - MALE		
					COD. F	COD. M	Weight (g)	Packaging (pcs.)
<b>IG 1</b>	74		BSP 1/4"	DIN 3852-2-X	See PLT4 DN13	PLK4.1306.113	250	60
	74		BSP 3/8"	DIN 3852-2-X	See PLT4 DN13	PLK4.1310.113	240	60
	77.5		NPT 3/8"	ANSI B1.20.3	See PLT4 DN13	PLK4.1310.013	256	60
	74		BSP 1/2"	DIN 3852-2-X	See PLT4 DN13	PLK4.1313.113	226	60
	78		NPT 1/2"	ANSI B1.20.3	See PLT4 DN13	PLK4.1313.013	243	60
	74		M16x1.5	ISO 6149-1	See PLT4 DN13	PLK4.1316.103	243	60
	74		M18x1.5	ISO 6149-1	See PLT4 DN13	PLK4.1318.103	237	60
<b>IG 2</b>	75		9/16"-18 UNF 2B	SAE J 1926-1	See PLT4 DN13	PLK4.1315.033	251	60
	75		3/4"-16 UNF 2B	SAE J 1926-1	See PLT4 DN13	PLK4.1319.033	235	60
	75		M22x1.5	SAE J 2244/1	See PLT4 DN13	PLK4.1322.103	222	60
<b>AG 5</b>	75	13	BSP 1/2"	BS B5200	See PLT4 DN13	PLK4.1313.703	211	60

**THREADS**


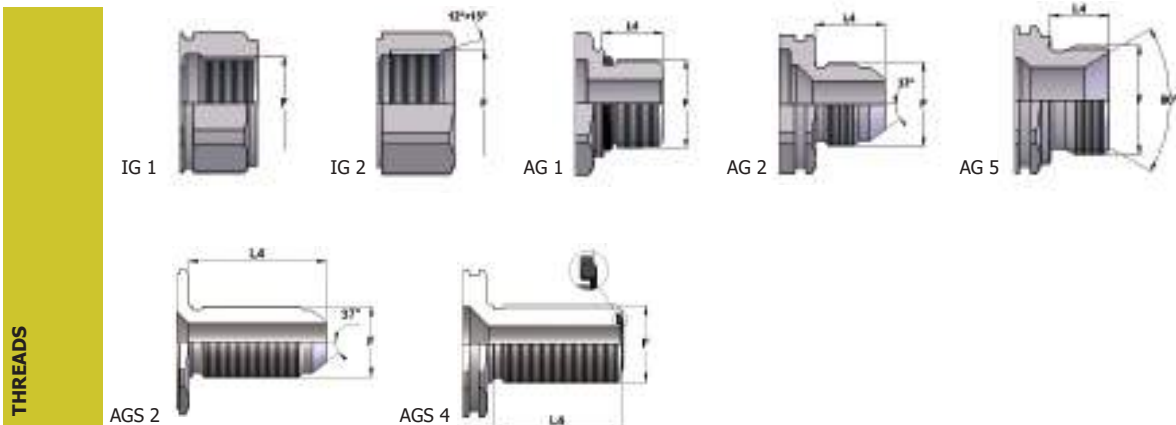
**PLK4 DN20 - BG 3 - ISO 12.5**


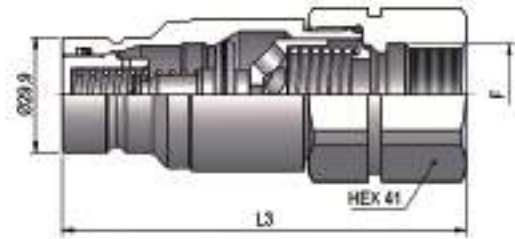
THREADS	L3	L4	F	STANDARD	FEMMINA - FEMALE - MUFFE - FEMELLE	MASCIO - MALE - STECKER - MALE		
					COD. F	COD. M	Weight (g)	Packaging (pcs.)
<b>IG 1</b>	84.5		BSP 1/2"	DIN 3852-2-X	See PLT4 DN20	PLK4.2013.113	362	42
	86		NPT 1/2"	ANSI B1.20.3	See PLT4 DN20	PLK4.2013.013	375	42
	86		RC 1/2"	UNI ISO 7/1	See PLT4 DN20	PLK4.2013.043	376	42
	86.5		BSP 3/4"	DIN 3852-2-X	See PLT4 DN20	PLK4.2019.113	342	42
	86		NPT 3/4"	ANSI B1.20.3	See PLT4 DN20	PLK4.2019.013	347	42
	86		RC 3/4"	UNI ISO 7/1	See PLT4 DN20	PLK4.2019.043	351	42
	82.5		M18x1.5	ISO 6149-1	See PLT4 DN20	PLK4.2018.103	361	42
	82		M22x1.5	ISO 6149-1	See PLT4 DN20	PLK4.2022.103	344	42
	86		M26x1.5	ISO 6149-1	See PLT4 DN20	PLK4.2026.103	341	42
	86		M30x1.5	ISO 6149-1	See PLT4 DN20	PLK4.2030.103	314	42
<b>IG 2</b>	82		3/4"-16 UNF 2B	SAE J 1926-1	See PLT4 DN20	PLK4.2019.033	354	42
	86		7/8"-14 UNF 2B	SAE J 1926-1	See PLT4 DN20	PLK4.2023.033	366	42
	86		1"1/16-12 UN 2B	SAE J 1926-1	See PLT4 DN20	PLK4.2027.033	336	42
<b>AG 1</b>	87.5	18.5	1"1/16-12 UN 2A	SAE J 1926-3	See PLT4 DN20	PLK4.2027.333	329	42
<b>AG 2</b>	87.7	16.7	3/4"-16 UNF 2A	SAE J 514	See PLT4 DN20	PLK4.2019.303	308	42
	90.3	19.3	7/8"-14 UNF 2A	SAE J 514	See PLT4 DN20	PLK4.2023.303	317	42
	93	22	1"1/16-12 UN 2A	SAE J 514	See PLT4 DN20	PLK4.2027.303	332	42
<b>AG 5</b>	90	16	BSP 3/4"	DIN 3852-2-A	See PLT4 DN20	PLK4.2019.713	333	42
<b>AGS 2</b>	108.6	37.6	3/4"-16 UNF 2A	SAE J 514	See PLT4 DN20	PLK4.2019.503	347	42
	112.1	41.1	7/8"-14 UNF 2A	SAE J 514	See PLT4 DN20	PLK4.2023.503	352	42
	116.4	45.4	1"1/16-12 UN 2A	SAE J 514	See PLT4 DN20	PLK4.2027.503	384	42
<b>AGS 4</b>	109.5	38.5	1"-14 UNS 2A	SAE J 1453	See PLT4 DN20	PLK4.2025.533	383	42
	111	40	1"3/16-12 UN 2A	SAE J 1453	See PLT4 DN20	PLK4.2030.533	427	42



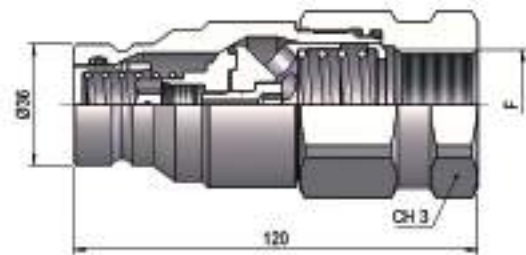
**PLK4 DN22 - BG 4A - ISO 16**


THREADS	L3	L4	F	STANDARD	FEMMINA - FEMALE - MUFFE - FEMELLE		MASCHIO - MALE - STECKER - MALE	
					COD. F	COD. M	Weight (g)	Packaging (pcs.)
<b>IG 1</b>	87.5		BSP 1/2"	DIN 3852-2-X	See PLT4 DN22	PLK4.2213.113	398	42
	89		NPT 1/2"	ANSI B1.20.3	See PLT4 DN22	PLK4.2213.013	411	42
	89		RC 1/2"	UNI ISO 7/1	See PLT4 DN22	PLK4.2213.043	412	42
	89.5		BSP 3/4"	DIN 3852-2-X	See PLT4 DN22	PLK4.2219.113	378	42
	89		NPT 3/4"	ANSI B1.20.3	See PLT4 DN22	PLK4.2219.013	383	42
	89		RC 3/4"	UNI ISO 7/1	See PLT4 DN22	PLK4.2219.043	387	42
	85.5		M18x1.5	ISO 6149-1	See PLT4 DN22	PLK4.2218.103	397	42
	85		M22x1.5	ISO 6149-1	See PLT4 DN22	PLK4.2222.103	380	42
	89		M26x1.5	ISO 6149-1	See PLT4 DN22	PLK4.2226.103	377	42
	89		M30x1.5	ISO 6149-1	See PLT4 DN22	PLK4.2230.103	350	42
<b>IG 2</b>	85		3/4"-16 UNF 2B	SAE J 1926-1	See PLT4 DN22	PLK4.2219.033	390	42
	89		7/8"-14 UNF 2B	SAE J 1926-1	See PLT4 DN22	PLK4.2223.033	402	42
	89		1"1/16-12 UN 2B	SAE J 1926-1	See PLT4 DN22	PLK4.2227.033	373	42
<b>AG 1</b>	90.5	18.5	1"1/16-12 UN 2A	SAE J 1926-3	See PLT4 DN22	PLK4.2227.333	365	42
<b>AG 2</b>	90.7	16.7	3/4"-16 UNF 2A	SAE J 514	See PLT4 DN22	PLK4.2219.303	344	42
	93.3	19.3	7/8"-14 UNF 2A	SAE J 514	See PLT4 DN22	PLK4.2223.303	353	42
	96	22	1"1/16-12 UN 2A	SAE J 514	See PLT4 DN22	PLK4.2227.303	369	42
<b>AG 5</b>	93	16	BSP 3/4"	DIN 3852-2-A	See PLT4 DN22	PLK4.2219.713	369	42
<b>AGS 2</b>	111.6	37.6	3/4"-16 UNF 2A	SAE J 514	See PLT4 DN22	PLK4.2219.503	383	42
	115.1	41.1	7/8"-14 UNF 2A	SAE J 514	See PLT4 DN22	PLK4.2223.503	388	42
	119.4	45.4	1"1/16-12 UN 2A	SAE J 514	See PLT4 DN22	PLK4.2227.503	420	42
<b>AGS 4</b>	112.5	38.5	1"-14 UNS 2A	SAE J 1453	See PLT4 DN22	PLK4.2225.533	419	42
	114	40	1"3/16-12 UN 2A	SAE J 1453	See PLT4 DN22	PLK4.2230.533	463	42

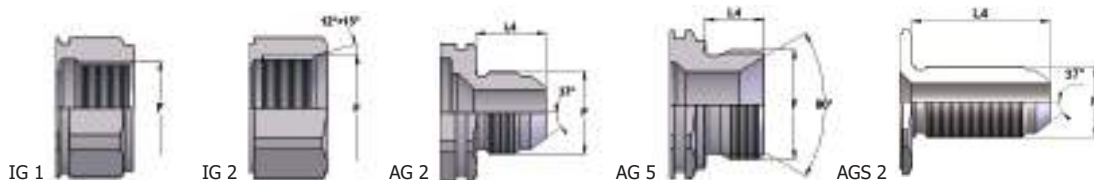

**THREADS**

**PLK4 DN25 - BG 4 - ISO 19**


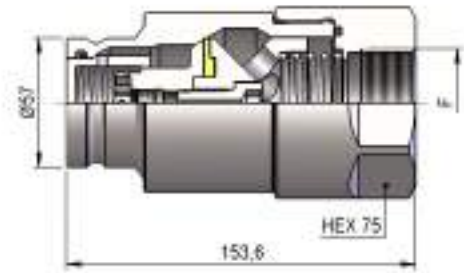
THREADS	L3	L4	F	STANDARD	FEMMINA - FEMALE - MUFFE - FEMELLE	MASCHIO - MALE - STECKER - MALE		
					COD. F	COD. M	Weight (g)	Packaging (pcs.)
<b>IG 1</b>	105		BSP 3/4"	DIN 3852-2-X	See PLT4 DN25	PLK4.2519.113	582	30
	105		NPT 3/4"	ANSI B1.20.3	See PLT4 DN25	PLK4.2519.013	589	30
	105		BSP 1"	DIN 3852-2-X	See PLT4 DN25	PLK4.2525.113	518	30
	105		NPT 1"	ANSI B1.20.3	See PLT4 DN25	PLK4.2525.013	531	30
	105		M30x1.5	ISO 6149-1	See PLT4 DN25	PLK4.2530.103	555	30
<b>IG 2</b>	105		1"1/16-12 UN 2B	SAE J 1926-1	See PLT4 DN25	PLK4.2527.033	576	30
	105		1"5/16-12 UN 2B	SAE J 1926-1	See PLT4 DN25	PLK4.2533.033	517	30
<b>AG 2</b>	109.1	23.1	1"5/16-12 UN 2A	SAE J 514	See PLT4 DN25	PLK4.2533.303	516	30
<b>AGS 2</b>	131.4	45.4	1"5/16-12 UN 2A	SAE J 514	See PLT4 DN25	PLK4.2533.503	627	30
<b>AG 5</b>	107	18	BSP 1"	DIN 3852-2-B	See PLT4 DN25	PLK4.2525.213	525	30
	103	17	BSP 1"	BS B5200	See PLT4 DN25	PLK4.2525.703	502	30
	105	16	BSP 3/4"	DIN 3852-2-A	See PLT4 DN25	PLK4.2519.713	500	30
	107	18	BSP 1"	DIN 3852-2-A	See PLT4 DN25	PLK4.2525.713	526	30

**PLK4 DN30 - BG 5 - ISO 25**


THREADS	CH3	F	STANDARD	FEMMINA - FEMALE - MUFFE - FEMELLE	MASCHIO - MALE - STECKER - MALE		
				COD. F	COD. M	Weight (g)	Packaging (pcs.)
<b>IG 1</b>	50	BSP 1"	DIN 3852-2-X	See PLT4 DN30	PLK4.3025.113	1038	8
	50	NPT 1"	ANSI B1.20.3	See PLT4 DN30	PLK4.3025.013	1045	8
	55	BSP 1"1/4	DIN 3852-2-X	See PLT4 DN30	PLK4.3031.113	1109	8
	55	NPT 1"1/4	ANSI B1.20.3	See PLT4 DN30	PLK4.3031.013	1123	8
<b>IG 2</b>	50	1"5/16-12 UN 2B	SAE J 1926-1	See PLT4 DN30	PLK4.3033.033	1028	8
	55	1"5/8-12 UN 2B	SAE J 1926-1	See PLT4 DN30	PLK4.3041.033	1111	8

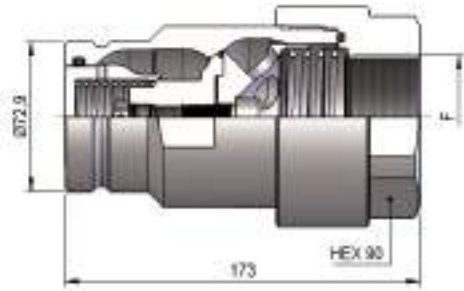
**THREADS**


## PLK4 DN39 - BG 7 - ISO 38



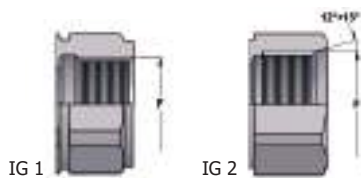
F	STANDARD	FEMMINA - FEMALE - MUFFE - FEMELLE	MASCHIO - MALE - STECKER - MALE		
		COD. F	COD. M	Weight (g)	Packaging (pcs.)
BSP 1"½	DIN 3852-2-X	See PLT1 DN39	PLK4.3939.113	3350	9
NPT 1"½	ANSI B1.20.3	See PLT1 DN39	PLK4.3939.013	3190	9

## PLK4 DN50 - BG 8 - ISO 51



THREADS	F	STANDARD	FEMMINA - FEMALE - MUFFE - FEMELLE	MASCHIO - MALE - STECKER - MALE		
			COD. F	COD. M	Weight (g)	Packaging (pcs.)
<b>IG 1</b>	BSP 2"	DIN 3852-2-X	See PLT1 DN50	PLK4.5051.113	5400	6
	NPT 2"	ANSI B1.20.3	See PLT1 DN50	PLK4.5051.013	5430	6
	1"½	SAE 3000	See PLT1 DN50	PLK4.5051.003	6040	6
<b>IG 2</b>	2"½-12 UN 2B	SAE J 1926-1	See PLT1 DN50	PLK4.5063.033	5280	6

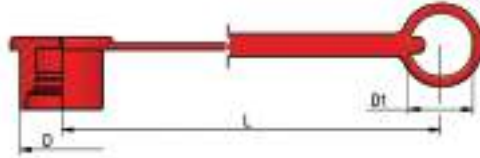
THREADS



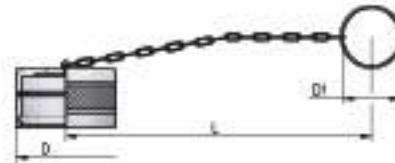
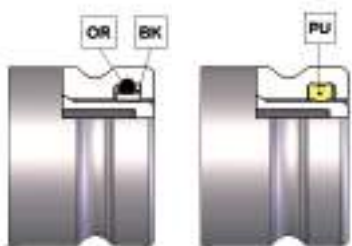


**PLASTIC CAPS**

NOMINAL SIZE				MALE DUST CAP				COLOR	MATERIAL
DNP	BG	ISO	COD. M	Dimensions			Weight		
				D	L	D1	(g)		
06	1	6.3	SPLT.06003	26	200	20	13		PVC
13	2	10	SPLT.13003	27.5	200	26	15		PVC
20	3	12.5	SPLT.20003	35	200	31.5	26		PVC
25	4	19	SPLT.25003	43	265	35	41		PVC
30	5	25	SPLT.30003	51	270	50	60		PVC


**METAL CAPS**

NOMINAL SIZE				MALE DUST CAP				MATERIAL
DNP	BG	ISO	COD. M	Dimensions			Weight	
				D	L	D1	(g)	
06	1	6.3	SPLT.06203	25	200	32	28	Aluminum
13	2	10	SPLT.13203	30	200	32	39	Aluminum
20	3	12.5	SPLT.20203	32	200	32	40	Aluminum
22	4A	16	SPLT.22203	35	200	32	43	Aluminum
25	4	19	SPLT.25203	40	275	47.5	66	Aluminum
30	5	25	SPLT.30203	45	275	47.5	71	Aluminum
39	7	38	SPLT.39203	68	275	47.5	155	Aluminum
50	8	51	SPLK.50203	83	275	47.5	210	Aluminum


**SPARE PARTS**


NOMINAL SIZE			MALE GASKET		MALE GASKET
DNP	BG	ISO	OR (NBR*)	BK (PTFE)	PU (POLYURETHANE)
06	1	6.3	PLT.006.120	PLT.006.130	-
13	2	10	PLT.013.120	PLT.013.130	PLK.013.210
20	3	12.5	PLT.019.120	PLT.019.130	PVT.019.210
22	4A	16	PLT.022.120	PLT.022.130	PVT.022.210
25	4	19	PLT.025.120	PLT.025.130	PVT.025.210
30	5	25	PLT.031.120	PLT.031.130	PVT.030.210
39	7	38	PLK.039.120	PLK.039.130	-
50	8	51	PLK.050.120	PLK.050.130	-

\*AL CODICE DELLA GUARNIZIONE IN NBR AGGIUNGERE 'E' PER EPDM O 'V' PER VITON

\*TO THE NBR GASKET CODE ADD 'E' FOR EPDM OR 'V' FOR VITON

\*ZU DER ARTIKELNR. DER NBR DICHTUNG GEBEN SIE 'E' FUER EPDM ODER 'V' FUER VITON AN

\*AU CODE DU JOINT EN NBR JOINDRE 'E' POUR EPDM OU 'V' POUR VITON

**71 SERIES**

VALVOLA PIANA/ACCIAIO  
 FLAT FACE/STEEL  
 FLACHDICHTEND/STAHL  
 CLAPET PLAT/ACIER

**Caratteristiche tecniche I**

- Intercambiabilità: Parker/Snap-Tite 71
- Occlusione: faccia piana
- Aggancio: sfere radiali
- Materiale: acciaio
- Finitura: Zn-Fe (Cr III)
- Filettature: BSP - NPT - SAE
- Guarnizioni standard: NBR
- Temperatura d'esercizio: -25 °C +100 °C
- Guarnizioni opzionali: FKM, EPDM o altro
- Pressioni di esercizio: 200-350 bar
- Connessione in pressione: non consentita

**Technical data E**


- Interchange: Parker/Snap-Tite 71
- Occlusion: flat face
- Locking: radial balls
- Material: steel
- Finishing: Zn-Fe (Cr III)
- Threads: BSP - NPT - SAE
- Standard seals: NBR
- Working temperature: -25 °C +100 °C
- Optional seals: FKM, EPDM or more
- Working pressure: 200-350 bar
- Connection under pressure: not allowed

**Technische Merkmale D**

- Austauschbarkeit: Parker/Snap-Tite 71
- Verschluss: flachdichtend
- Kupplung: Radial Kugeln
- Werkstoff: Stahl
- Ausführung: Zn-Fe (Cr III)
- Gewinde: BSP - NPT - SAE
- Standard-Dichtungen: NBR
- Betriebstemperatur: -25 °C +100 °C
- Dichtungen nach Wahl: FKM, EPDM, usw.
- Betriebsdruck: 200-350 bar
- Kuppeln unter Druck: nicht möglich

**Caracteristiques techniques F**

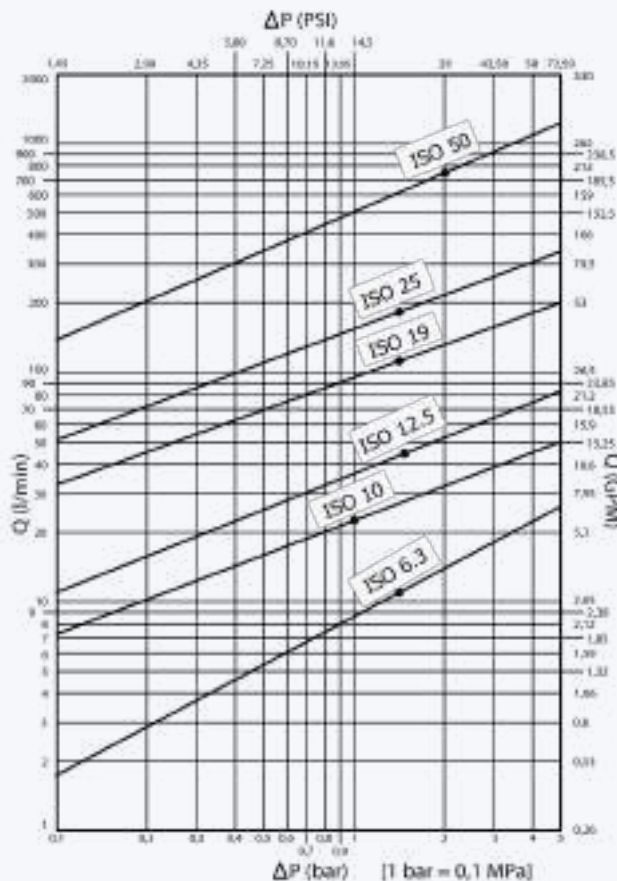
- Intercambiabilité: Parker/Snap-Tite 71
- Obturation: clapet plat
- Accrochage: billes radiales
- Matériel: acier
- Traitement: Zn-Fe (Cr III)
- Taraudage: BSP - NPT - SAE
- Joints standard: NBR
- Température de service: -25 °C +100 °C
- Joints facultatifs: FKM, EPDM, ect.
- Pression de service: 200-350 bar
- Connexion sous pression: pas possible



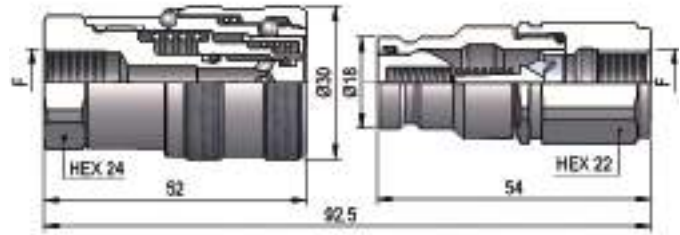
Nominal size				Max working pressure	Rated flow	Max flow rate	Min burst pressure			Fluid spillage
DNP	BG	ISO	mm				Male	Female	Coupled	
06	1	6.3	5.3	35	12	20	170	143	170	0.010
10	2	10	10.4	35	23	45	150	175	160	0.020
13	3	12.5	13	35	45	60	140	155	210	0.030
20	4	19	17	35	106	150	160	130	170	0.060
25	5	25	21.8	35	189	240	130	115	145	0.100
50	8	50	38	20	757	1000	65	65	80	0.150

1 MPa = 145.04 psi • 1 l = 0.264 gal

\*Dynamic pressure. For static pressure multiply by two

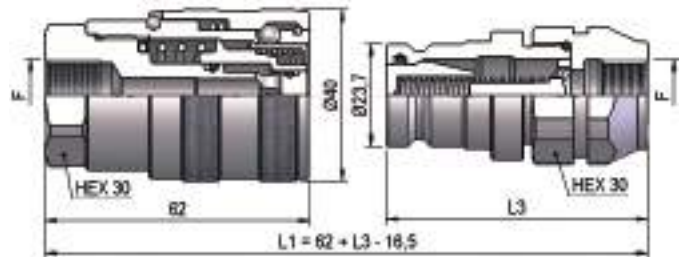


## PLS1 DN06 - BG 1 - ISO 6.3



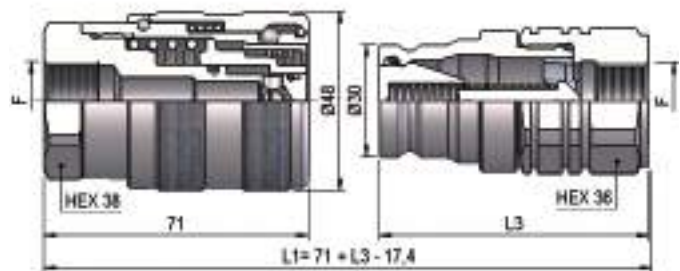
F	STANDARD	FEMMINA - FEMALE - MUFFE - FEMELLE			MASCIO - MALE - STECKER - MALE		
		COD. F	Weight (g)	Packaging (pcs.)	COD. M	Weight (g)	Packaging (pcs.)
BSP 1/4"	DIN 3852-2-X	PLS1.0606.112	177	93	PLS1.0606.113	98	120
NPT 1/4"	ANSI B1.20.3	PLS1.0606.012	177	93	PLS1.0606.013	98	120

## PLS1 DN10 - BG 2 - ISO 10



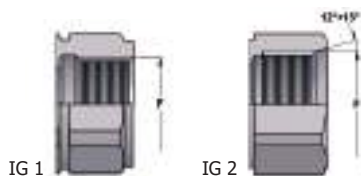
L3	F	STANDARD	FEMMINA - FEMALE - MUFFE - FEMELLE			MASCIO - MALE - STECKER - MALE		
			COD. F	Weight (g)	Packaging (pcs.)	COD. M	Weight (g)	Packaging (pcs.)
61	BSP 3/8"	DIN 3852-2-X	PLS1.1010.112	378	35	PLS1.1010.113	158	60
64	NPT 3/8"	ANSI B1.20.3	PLS1.1010.012	378	35	PLS1.1010.013	184	60
61	BSP 1/2"	DIN 3852-2-X	PLS1.1013.112	357	35	PLS1.1013.113	154	60
64	NPT 1/2"	ANSI B1.20.3	PLS1.1013.012	359	35	PLS1.1013.013	168	60

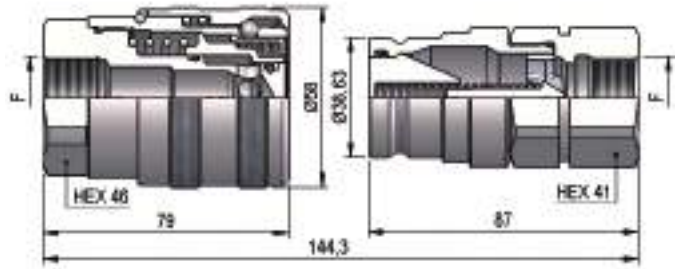
## PLS1 DN13 - BG 3 - ISO 12.5



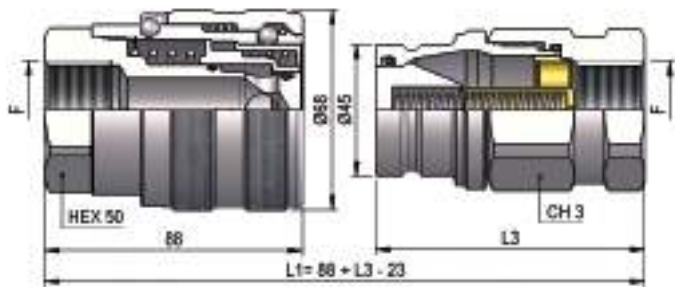
THREADS	L3	F	STANDARD	FEMMINA - FEMALE - MUFFE - FEMELLE			MASCIO - MALE - STECKER - MALE		
				COD. F	Weight (g)	Packaging (pcs.)	COD. M	Weight (g)	Packaging (pcs.)
<b>IG 1</b>	72.5	BSP 1/2"	DIN 3852-2-X	PLS1.1313.112	624	23	PLS1.1313.113	339	35
	74	NPT 1/2"	ANSI B1.20.3	PLS1.1313.012	627	23	PLS1.1313.013	352	35
<b>IG 2</b>	70	3/4"-16 UNF 2B	SAE J 1926-1	PLS1.1319.032	630	23	PLS1.1319.033	331	35

THREADS

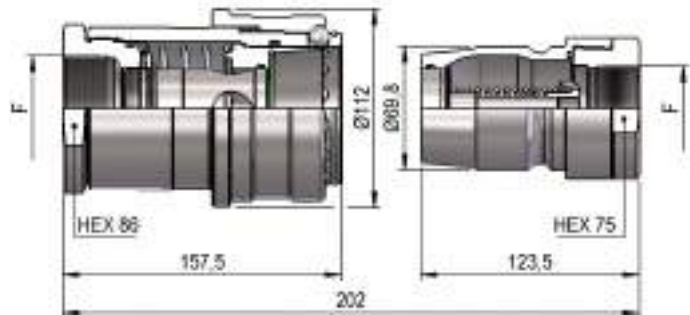


**PLS1 DN20 - BG 4 - ISO 19**


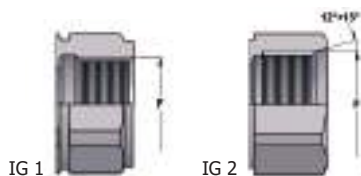
THREADS	F	STANDARD	FEMMINA - FEMALE - MUFFE - FEMELLE			MASCIO - MALE - STECKER - MALE		
			COD. F	Weight (g)	Packaging (pcs.)	COD. M	Weight (g)	Packaging (pcs.)
<b>IG 1</b>	BSP 3/4"	DIN 3852-2-X	PLS1.2019.112	954	15	PLS1.2019.113	560	28
	NPT 3/4"	ANSI B1.20.3	PLS1.2019.012	960	15	PLS1.2019.013	567	28
<b>IG 2</b>	1"1/16-12 UN 2B	SAE J 1926-1	PLS1.2027.032	945	15	PLS1.2027.033	554	28

**PLS1 DN25 - BG 5 - ISO 25**


THREADS	CH3	L3	F	STANDARD	FEMMINA - FEMALE - MUFFE - FEMELLE			MASCIO - MALE - STECKER - MALE		
					COD. F	Weight (g)	Packaging (pcs.)	COD. M	Weight (g)	Packaging (pcs.)
<b>IG 1</b>	50	97	BSP 1"	DIN 3852-2-X	PLS1.2525.112	1400	11	PLS1.2525.113	833	20
			NPT 1"	ANSI B1.20.3	PLS1.2525.012	1422	11	PLS1.2525.013	840	20
	55	97	BSP 1"1/4	DIN 3852-2-X	PLS1.2531.112	1300	11	PLS1.2531.113	904	20
			NPT 1"1/4	ANSI B1.20.3	PLS1.2531.012	1320	11	PLS1.2531.013	918	20
<b>IG 2</b>	50	97	1"5/16-12 UN 2B	SAE J 1926-1	PLS1.2533.032	1364	11	PLS1.2533.033	822	20
			55	97	1"5/8-12 UN 2B	SAE J 1926-1	PLS1.2541.032	1267	11	PLS1.2541.033

**PLS1 DN50 - BG 8 - ISO 50**


F	STANDARD	FEMMINA - FEMALE - MUFFE - FEMELLE			MASCIO - MALE - STECKER - MALE		
		COD. F	Weight (g)	Packaging (pcs.)	COD. M	Weight (g)	Packaging (pcs.)
NPT 1"1/2	DIN 3852-2-X	PLS1.5039.112	5660	4	PLS1.5039.113	2070	8
BSP 1"1/2	ANSI B1.20.3	PLS1.5039.012	5680	4	PLS1.5039.013	2090	8
BSP 2"	DIN 3852-2-X	PLS1.5051.112	5430	4	PLS1.5051.113	1850	8
NPT 2"	ANSI B1.20.3	PLS1.5051.012	5450	4	PLS1.5051.013	1870	8

**THREADS**


**PLASTIC CAPS**

NOMINAL SIZE			FEMALE DUST PLUG					MALE DUST CAP					COLOR	MATERIAL
DNP	BG	ISO	COD. F	Dimensions			Weight (g)	COD. M	Dimensions			Weight (g)	●	
				D	L	D1			D	L	D1			
06	1	6.3	SPLS.06002*	38	260	26	35	SPLS.06003*	28	260	26	25	●	PVC
10	2	10	SPLS.10002*	50	315	35	57	SPLS.10003*	32	315	35	30	●	PVC
13	3	12.5	SPLS.13002*	59	300	42	78	SPLS.13003*	42	300	42	43	●	PVC
20	4	19	SPLS.20002*	70	430	55	108	SPLS.20003*	50	430	55	58	●	PVC
25	5	25	SPLS.25002	79	390	60	130	SPLS.25003	56	390	60	68	●	PVC
50	8	50	SPLS.50002	120	315	100	230	SPLS.50003	85	360	80	220	●	PVC

\*REALIZZATI SU RICHIESTA DEL CLIENTE

\*AVAILABLE ON REQUEST

\*AUF ANFRAGE LIEFERBAR

\*DISPONIBLES SUR DEMANDE


**METAL CAPS**

NOMINAL SIZE			FEMALE DUST PLUG					MALE DUST CAP					MATERIAL
DNP	BG	ISO	COD. F	Dimensions			Weight (g)	COD. M	Dimensions			Weight (g)	
				D	L	D1			D	L	D1		
06	1	6.3	SPLS.06202*	35	260	26	35	SPLS.06203*	25	260	26	28	Aluminum
10	2	10	SPLS.10202*	50	315	35	106	SPLS.10203*	30	315	35	43	Aluminum
13	3	12.5	SPLS.13202*	55	300	42	116	SPLS.13203*	40	300	42	66	Aluminum
20	4	19	SPLS.20202*	70	430	55	190	SPLS.20203*	50	430	55	92	Aluminum
25	5	25	SPLS.25202*	75	390	60	205	SPLS.25203*	55	390	60	118	Aluminum

\*REALIZZATI SU RICHIESTA DEL CLIENTE

\*AVAILABLE ON REQUEST

\*AUF ANFRAGE LIEFERBAR

\*DISPONIBLES SUR DEMANDE


**SPARE PARTS**


NOMINAL SIZE			MALE GASKET	
DNP	BG	ISO	OR (NBR*)	BK (PTFE)
06	1	6.3	PLT.304.030	PLS.006.130
10	2	10	PLS.010.120	PLS.010.130
13	3	12.5	PLT.025.120	PLS.013.130
20	4	19	PVT.019.122	PLS.019.130
25	5	25	PLS.025.120	PLS.025.130
50	8	50	PVT.030.121	PLS.050.130

\*AL CODICE DELLA GUARNIZIONE IN NBR AGGIUNGERE 'E' PER EPDM O 'V' PER VITON

\*TO THE NBR GASKET CODE ADD 'E' FOR EPDM OR 'V' FOR VITON

\*ZU DER ARTIKELNR. DER NBR DICHTUNG GEBEN SIE 'E' FUER EPDM ODER 'V' FUER VITON AN

\*AU CODE DU JOINT EN NBR JOINDRE 'E' POUR EPDM OU 'V' POUR VITON



NOMINAL SIZE			FEMALE GASKET		FEMALE GASKET	
DNP	BG	ISO	OR1 (NBR*)	BK1 (PTFE)	OR2 (NBR*)	BK2 (PTFE)
06	1	6.3	PLS.006.210	PLS.006.132	PLS.006.121	PLS.006.131
10	2	10	PLS.010.210	PLS.010.132	PVS.306.030	PLS.010.131
13	3	12.5	PBV.004.120	PLS.013.132	PBV.006.120	PLS.013.131
20	4	19	VVT.013.120	PLS.019.132	PLK.025.121	PLS.019.131
25	5	25	PLS.025.210	PLS.025.132	PVT.019.122	PLS.025.131

\*AL CODICE DELLA GUARNIZIONE IN NBR AGGIUNGERE 'E' PER EPDM O 'V' PER VITON

\*TO THE NBR GASKET CODE ADD 'E' FOR EPDM OR 'V' FOR VITON

\*ZU DER ARTIKELNR. DER NBR DICHTUNG GEBEN SIE 'E' FUER EPDM ODER 'V' FUER VITON AN

\*AU CODE DU JOINT EN NBR JOINDRE 'E' POUR EPDM OU 'V' POUR VITON




**71 SERIES**

VALVOLA PIANA/ACCIAIO INOX  
 FLAT FACE/ STAINLESS STEEL  
 FLACHDICHTEND/ EDELSTAHL  
 CLAPET PLAT/ ACIER INOX

**Caratteristiche tecniche I**

- Intercambiabilità: Parker/Snap-Tite 71
- Occlusione: faccia piana
- Aggancio: sfere radiali
- Materiale: acciaio inox AISI 316
- Filettature: BSP - NPT
- Guarnizioni standard: FKM
- Temperatura d'esercizio: -25 °C +200 °C
- Guarnizioni opzionali: FFKM, EPDM o altro
- Pressioni di esercizio: 200-350 bar
- Connessione in pressione: non consentita


**Technical data E**

- Interchange: Parker/Snap-Tite 71
- Occlusion: flat face
- Locking: radial balls
- Material: stainless steel AISI 316
- Threads: BSP - NPT
- Standard seals: FKM
- Working temperature: -25 °C +200 °C
- Optional seals: FFKM, EPDM or more
- Working pressure: 200-350 bar
- Connection under pressure: not allowed

Nominal size	Max working pressure	Rated flow	Max flow rate	Min burst pressure			Fluid spllege			
				Male	Female	Coupled				
DNP	BG	ISO	mm	MPa	l/min	l/min	MPa	MPa	MPa	cc
06	1	6.3	5.3	35	12	20	197	170	215	0.010
10	2	10	10.4	35	23	45	140	130	200	0.020
13	3	12.5	13	35	45	60	110	130	200	0.030
20	4	19	17	35	106	150	110	128	170	0.060
25	5	25	21.8	35	189	240	100	115	145	0.100
50	8	50	38	20	757	1000	65	65	80	0.150

1 MPa = 145.04 psi • 1 l = 0.264 gal

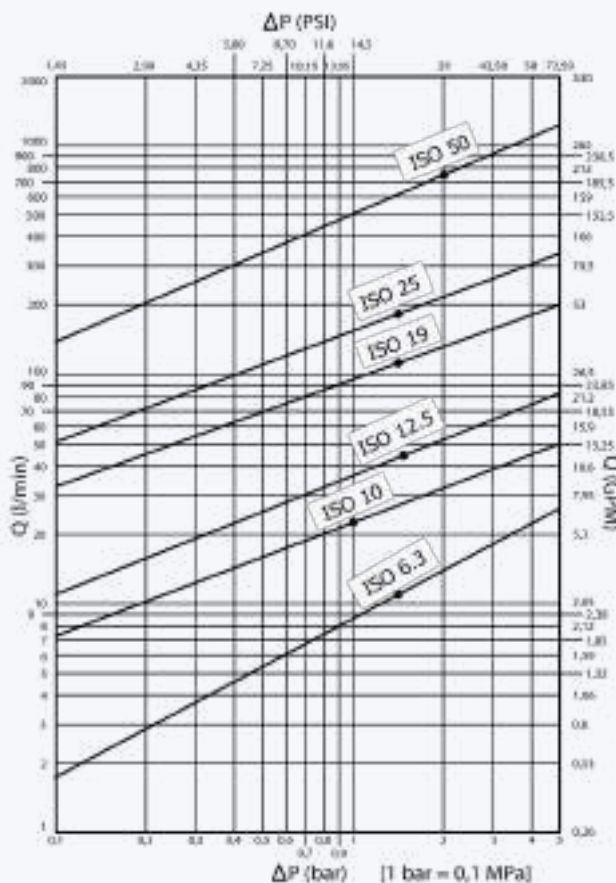
\* Dinamic pressure. For static pressure multiply by two

**Technische Merkmale D**

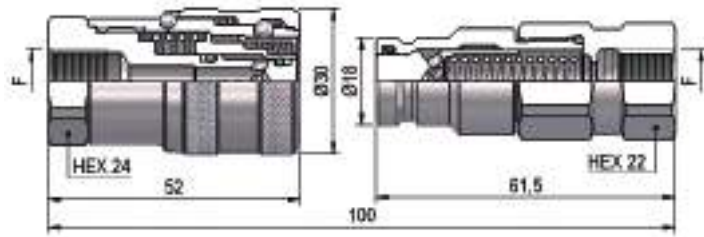
- Austauschbarkeit: Parker/Snap-Tite 71
- Verschluss: flachdichtend
- Kupplung: Radial Kugeln
- Werkstoff: rostfreiem Stahl AISI 316
- Gewinde: BSP - NPT
- Standard-Dichtungen: FKM
- Betriebstemperatur: -25 °C +200 °C
- Dichtungen nach Wahl: FFKM, EPDM, usw.
- Betriebsdruck: 200-350 bar
- Kuppeln unter Druck: nicht möglich

**Caracteristiques techniques F**

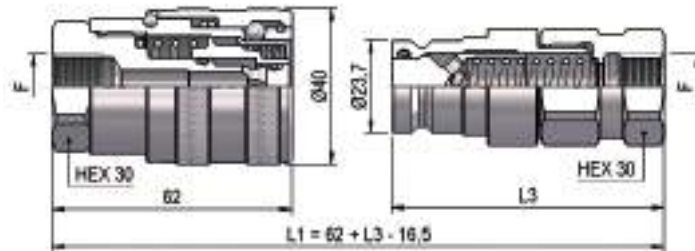
- Interchangeabilité: Parker/Snap-Tite 71
- Obturation: clapet plat
- Accrochage: billes radiales
- Matériel: acier inox AISI 316
- Taraudage: BSP - NPT
- Joints standard: FKM
- Température de service: -25 °C +200 °C
- Joints facultatifs: FFKM, EPDM, ect.
- Pression de service: 200-350 bar
- Connexion sous pression: pas possible



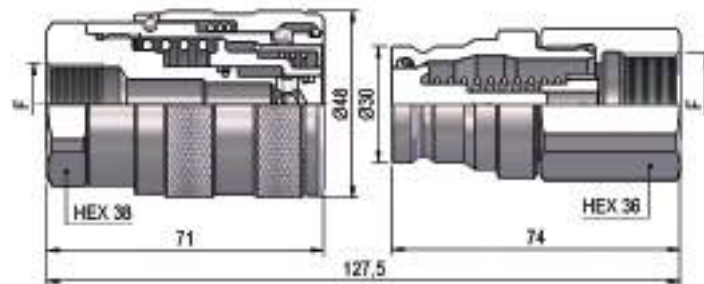


**PLSX DN06 - BG 1 - ISO 6.3**


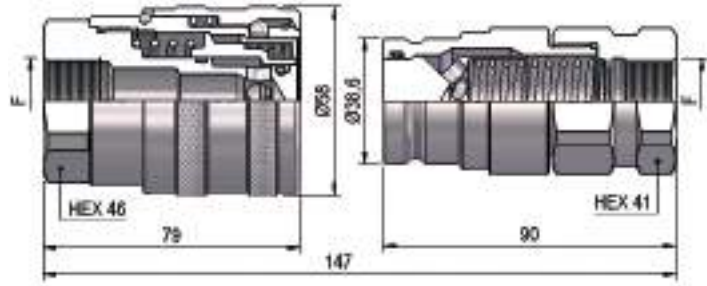
F	STANDARD	FEMMINA - FEMALE - MUFFE - FEMELLE			MASCIO - MALE - STECKER - MALE		
		COD. F	Weight (g)	Packaging (pcs.)	COD. M	Weight (g)	Packaging (pcs.)
BSP 1/4"	DIN 3852-2-X	PLSX.0606.112	179	93	PLSX.0606.113	122	120
NPT 1/4"	ANSI B1.20.3	PLSX.0606.012	180	93	PLSX.0606.013	123	120

**PLSX DN10 - BG 2 - ISO 10**


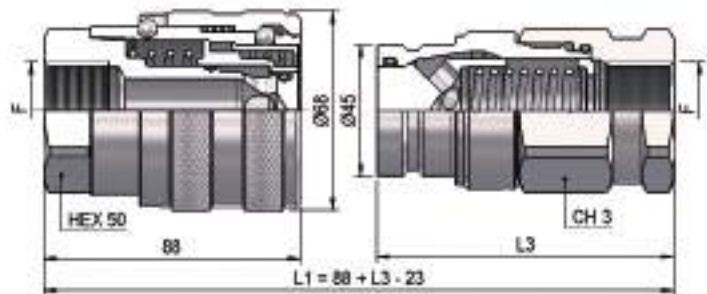
L3	F	STANDARD	FEMMINA - FEMALE - MUFFE - FEMELLE			MASCIO - MALE - STECKER - MALE		
			COD. F	Weight (g)	Packaging (pcs.)	COD. M	Weight (g)	Packaging (pcs.)
70	BSP 3/8"	DIN 3852-2-X	PLSX.1010.112	390	35	PLSX.1010.113	217	60
70	NPT 3/8"	ANSI B1.20.3	PLSX.1010.012	390	35	PLSX.1010.013	220	60
69.5	BSP 1/2"	DIN 3852-2-X	PLSX.1013.112	369	35	PLSX.1013.113	201	60
73.5	NPT 1/2"	ANSI B1.20.3	PLSX.1013.012	371	35	PLSX.1013.013	216	60

**PLSX DN13 - BG 3 - ISO 12.5**


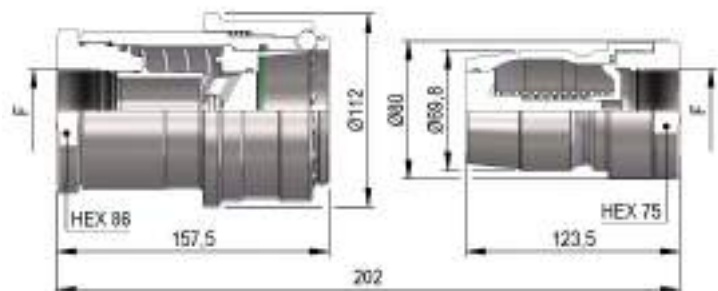
F	STANDARD	FEMMINA - FEMALE - MUFFE - FEMELLE			MASCIO - MALE - STECKER - MALE		
		COD. F	Weight (g)	Packaging (pcs.)	COD. M	Weight (g)	Packaging (pcs.)
BSP 1/2"	DIN 3852-2-X	PLSX.1313.112	631	23	PLSX.1313.113	383	35
NPT 1/2"	ANSI B1.20.3	PLSX.1313.012	634	23	PLSX.1313.013	385	35

**PLSX DN20 - BG 4 - ISO 19**


F	STANDARD	FEMMINA - FEMALE - MUFFE - FEMELLE			MASCHIO - MALE - STECKER - MALE		
		COD. F	Weight (g)	Packaging (pcs.)	COD. M	Weight (g)	Packaging (pcs.)
BSP 3/4"	DIN 3852-2-X	PLSX.2019.112	954	15	PLSX.2019.113	560	28
NPT 3/4"	ANSI B1.20.3	PLSX.2019.012	960	15	PLSX.2019.013	567	28

**PLSX DN25 - BG 5 - ISO 25**


CH3	L3	F	STANDARD	FEMMINA - FEMALE - MUFFE - FEMELLE			MASCHIO - MALE - STECKER - MALE		
				COD. F	Weight (g)	Packaging (pcs.)	COD. M	Weight (g)	Packaging (pcs.)
50	107	BSP 1"	DIN 3852-2-X	PLSX.2525.112	1420	11	PLSX.2525.113	979	20
50	107	NPT 1"	ANSI B1.20.3	PLSX.2525.012	1440	11	PLSX.2525.013	990	20
55	107	BSP 1"¼	DIN 3852-2-X	PLSX.2531.112	1321	11	PLSX.2531.113	1059	20
55	109	NPT 1"¼	ANSI B1.20.3	PLSX.2531.012	1336	11	PLSX.2531.013	1096	20

**PLSX DN50 - BG 8 - ISO 50**


F	STANDARD	FEMMINA - FEMALE - MUFFE - FEMELLE			MASCHIO - MALE - STECKER - MALE		
		COD. F	Weight (g)	Packaging (pcs.)	COD. M	Weight (g)	Packaging (pcs.)
BSP 1"½	DIN 3852-2-X	PLSX.5039.112	5660	4	PLSX.5939.113	2070	8
NPT 1"½	ANSI B1.20.3	PLSX.5039.012	5680	4	PLSX.5039.013	2090	8
BSP 2"	DIN 3852-2-X	PLSX.5051.112	5430	4	PLSX.5051.113	1850	8
NPT 2"	ANSI B1.20.3	PLSX.5051.012	5450	4	PLSX.5051.013	1870	8

**PLASTIC CAPS**

NOMINAL SIZE			FEMALE DUST PLUG					MALE DUST CAP					COLOR	MATERIAL
DNP	BG	ISO	COD. F	Dimensions			Weight (g)	COD. M	Dimensions			Weight (g)	●	
				D	L	D1			D	L	D1			
06	1	6.3	SPLS.06002*	38	260	26	35	SPLS.06003*	28	260	26	25	●	PVC
10	2	10	SPLS.10002*	50	315	35	57	SPLS.10003*	32	315	35	30	●	PVC
13	3	12.5	SPLS.13002*	59	300	42	78	SPLS.13003*	42	300	42	43	●	PVC
20	4	19	SPLS.20002*	70	430	55	108	SPLS.20003*	50	430	55	58	●	PVC
25	5	25	SPLS.25002	79	390	60	130	SPLS.25003	56	390	60	68	●	PVC
50	8	50	SPLS.50002	120	315	100	230	SPLS.50003	85	360	80	220	●	PVC

\*REALIZZATI SU RICHIESTA DEL CLIENTE

\*AVAILABLE ON REQUEST

\*AUF ANFRAGE LIEFERBAR

\*DISPONIBLES SUR DEMANDE


**METAL CAPS**

NOMINAL SIZE			FEMALE DUST PLUG					MALE DUST CAP					MATERIAL
DNP	BG	ISO	COD. F	Dimensions			Weight (g)	COD. M	Dimensions			Weight (g)	
				D	L	D1			D	L	D1		
06	1	6.3	SPLS.06202*	35	260	26	35	SPLS.06203*	25	260	26	28	Aluminum
10	2	10	SPLS.10202*	50	315	35	106	SPLS.10203*	30	315	35	43	Aluminum
13	3	12.5	SPLS.13202*	55	300	42	116	SPLS.13203*	40	300	42	66	Aluminum
20	4	19	SPLS.20202*	70	430	55	190	SPLS.20203*	50	430	55	92	Aluminum
25	5	25	SPLS.25202*	75	390	60	205	SPLS.25203*	55	390	60	118	Aluminum

\*REALIZZATI SU RICHIESTA DEL CLIENTE

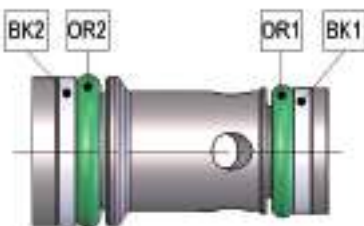
\*AVAILABLE ON REQUEST

\*AUF ANFRAGE LIEFERBAR

\*DISPONIBLES SUR DEMANDE


**SPARE PARTS**


NOMINAL SIZE			MALE GASKET	
DNP	BG	ISO	OR (FKM)	BK (PTFE)
06	1	6.3	PLT.304.030 V	PLS.006.130
10	2	10	PLS.010.120 V	PLS.010.130
13	3	12.5	PLT.025.120 V	PLS.013.130
20	4	19	PVT.019.122 V	PLS.019.130
25	5	25	PLS.025.120 V	PLS.025.130
50	8	50	PVT.030.121 V	PLS.050.130



NOMINAL SIZE			FEMALE GASKET		FEMALE GASKET	
DNP	BG	ISO	OR1 (FKM)	BK1 (PTFE)	OR2 (FKM)	BK2 (PTFE)
06	1	6.3	PLS.006.210 V	PLS.006.132	PLS.006.121 V	PLS.006.131
10	2	10	PLS.010.210 V	PLS.010.132	PVS.306.030 V	PLS.010.131
13	3	12.5	PBV.004.120 V	PLS.013.132	PBV.006.120 V	PLS.013.131
20	4	19	VVT.013.120 V	PLS.019.132	PLK.025.121 V	PLS.019.131
25	5	25	PLS.025.210 V	PLS.025.132	PVT.019.122 V	PLS.025.131

**FLAT FACE/SCREW**

VITE VALVOLA PIANA/ACCIAIO  
 FLAT FACE SCREW COUPLINGS/STEEL  
 FLACHDICHTENDE SCHRAUBKUPPLUNGEN/STAHL  
 COUPLEURS FACE PLANE À VISSER/ACIER


**Caratteristiche tecniche I**

- Intercambiabilità: disegno esclusivo Dnp
- Occlusione: faccia piana
- Aggancio: a vite
- Materiale: acciaio
- Finitura: Zn-Fe (Cr III) e Zn-Ni
- Filettature: BSP - NPT - SAE - METRICHE
- Guarnizioni standard: NBR e PU
- Temperatura d'esercizio: -25 °C +100 °C
- Guarnizioni opzionali: FKM, EPDM o altro
- Pressioni di esercizio: 300-400 bar
- Connessione in pressione: consentita (lato maschio o lato femmina)

**Technical data E**

- Interchange: exclusive Dnp profile
- Occlusion: flat face
- Locking: screw
- Material: steel
- Finishing: Zn-Fe (Cr III) and Zn-Ni
- Threads: BSP - NPT - SAE - METRIC
- Standard seals: NBR and PU
- Working temperature: -25 °C +100 °C
- Optional seals: FKM, EPDM or more
- Working pressure: 300-400 bar
- Connection under pressure: allowed (both male or female side)

Nominal size				Max working pressure	Rated flow	Max flow rate	Min burst pressure			Fluid spillage
DNP	BG	ISO	mm				Male	Female	Coupled	
06	1	6.3	6	40	12	24	190	190	190	0.008
13	2	10	8.6	35	23	46	140	170	140	0.010
20	3	12.5	10.7	35	45	90	140	160	140	0.012
22	4A	16	12.8	35	74	150	130	130	130	0.015
25	4	19	14.8	35	100	200	130	140	130	0.020
30	5	25	17.6	35	189	280	130	130	130	0.030
35	6	31.5	26	35	288	480	140	130	140	0.040
39	7	40	30	30	379	700	130	120	130	0.050
50	8	50	40.6	30	757	1000	150	120	140	0.100

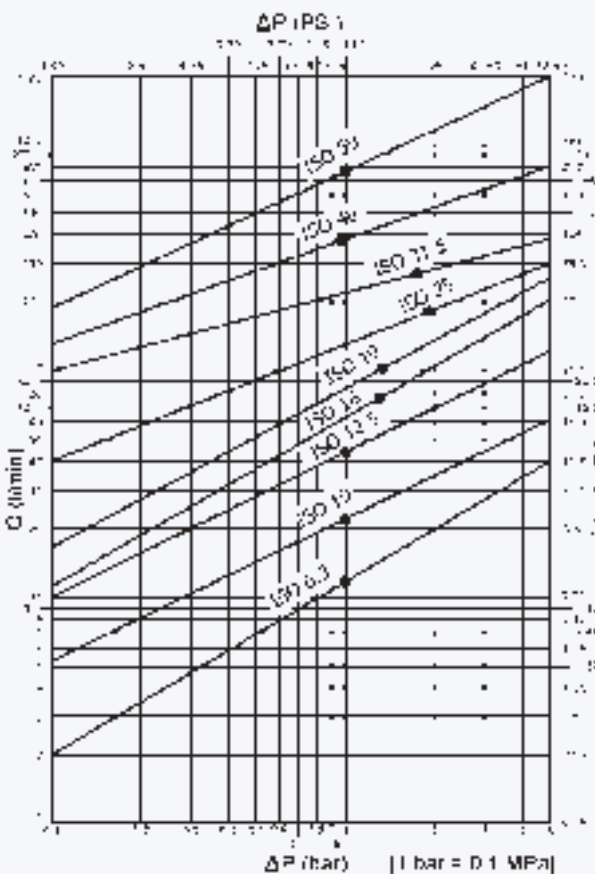
1 MPa = 145.04 psi • 1 l = 0.264 gal

**Technische Merkmale D**

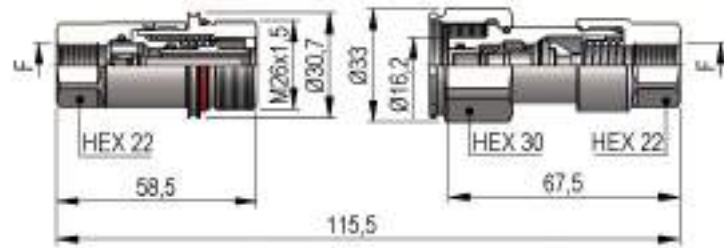
- Austauschbarkeit: laut exclusive Dnp Zeichnung
- Verschluss: flachdichtend
- Kupplung: Schraubweise
- Werkstoff: Stahl
- Ausführung: Zn-Fe (Cr III) und Zn-Ni
- Gewinde: BSP - NPT - SAE - METRISCHE
- Standard-Dichtungen: NBR und PU
- Betriebstemperatur: -25 °C +100 °C
- Dichtungen nach Wahl: FKM, EPDM, usw.
- Betriebsdruck: 300-400 bar
- Kuppeln unter Druck: erlaubt (Steckerseite oder Muffenseite)

**Caracteristiques techniques F**

- Intercambiabilità: projet exclusif Dnp
- Obturation: clapet plat
- Accrochage: a vissé
- Matériel: acier
- Traitement: Zn-Fe (Cr III) et Zn-Ni
- Taraudage: BSP - NPT - SAE - METRIQUES
- Joints standard: NBR et PU
- Température de service: -25 °C +100 °C
- Joints facultatifs: FKM, EPDM, ect.
- Pression de service: 300-400 bar
- Connexion sous pression: possible (côté male ou femelle)

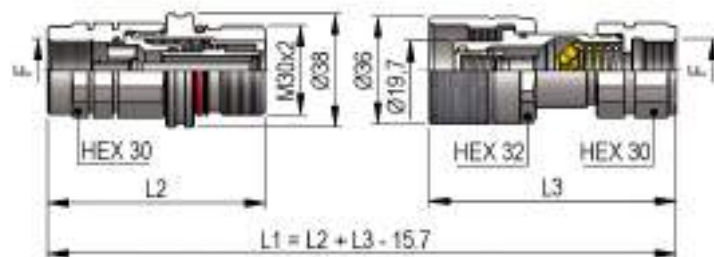


## PVT4 DN06 - BG 1 - ISO 6.3



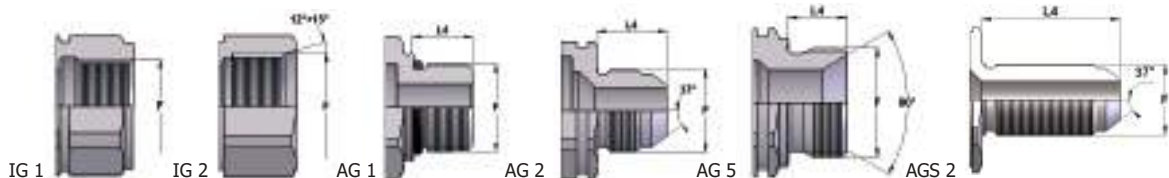
THREADS	F	STANDARD	FEMMINA - FEMALE - MUFFE - FEMELLE			MASCHIO - MALE - STECKER - MALE		
			COD. F	Weight (g)	Packaging (pcs.)	COD. M	Weight (g)	Packaging (pcs.)
IG 1	BSP 1/4"	DIN 3852-2-X	PVT4.0606.112	166	55	PVT4.0606.113	198	60
	NPT 1/4"	ANSI B1.20.3	PVT4.0606.012	167	55	PVT4.0606.013	199	60
IG 2	9/16"-18 UNF 2B	SAE J 1926-1	PVT4.0615.032	163	55	PVT4.0615.033	196	60

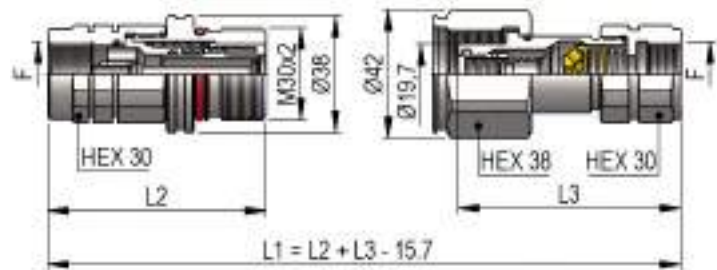
## PVT4 DN13 - BG 2 - ISO 10 (T)



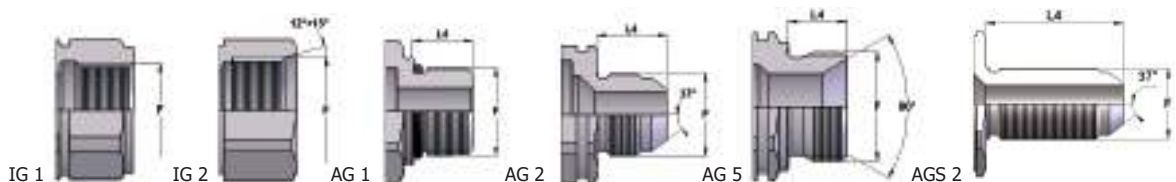
THREADS	L2	L3	L4	F	STANDARD	FEMMINA - FEMALE - MUFFE - FEMELLE			MASCHIO - MALE - STECKER - MALE		
						COD. F	Weight (g)	Packaging (pcs.)	COD. M	Weight (g)	Packaging (pcs.)
IG 1	73.5	75		BSP 3/8"	DIN 3852-2-X	PVT4.1310.112	315	45	PVT4.1310.113	291	40
	73.5	78		NPT 3/8"	ANSI B1.20.3	PVT4.1310.012	317	45	PVT4.1310.013	317	40
	73.5	75		BSP 1/2"	DIN 3852-2-X	PVT4.1313.112	300	45	PVT4.1313.113	287	40
	73.5	78		NPT 1/2"	ANSI B1.20.3	PVT4.1313.012	303	45	PVT4.1313.013	301	40
	73.5	75		M14x1.5	ISO 6149-1	PVT4.1314.102	301	45	PVT4.1314.103	299	40
	73.5	75		M16x1.5	ISO 6149-1	PVT4.1316.102	318	45	PVT4.1316.103	294	40
	73.5	75		M18x1.5	ISO 6149-1	PVT4.1318.102	311	45	PVT4.1318.103	287	40
	73.5	75		M20x1.5	ISO 6149-1	PVT4.1320.102	315	45	PVT4.1320.103	291	40
IG 2	72	75		9/16"-18 UNF 2B	SAE J 1926-1	PVT4.1315.032	315	45	PVT4.1315.033	298	40
	73.5	75		3/4"-16 UNF 2B	SAE J 1926-1	PVT4.1319.032	307	45	PVT4.1319.033	293	40
	74.5	79		7/8"-14 UNF 2B	SAE J 1926-1	PVT4.1323.032	293	45	PVT4.1323.033	292	40
	74.5	78		M22x1.5	SAE J 2244/1	PVT4.1322.102	299	45	PVT4.1322.103	295	40
AG 1	73.5	75	13	M14x1.5	ISO 6149-2	PVT4.1314.222	287	45	PVT4.1314.223	267	40
	75	78	16	M20x1.5	ISO 6149-2	PVT4.1320.222	297	45	PVT4.1320.223	277	40
AG 2	77.1	76.5	14.1	9/16"-18 UNF 2A	SAE J 514	PVT4.1315.302	289	45	PVT4.1315.303	259	40
	79.7	78.7	16.7	3/4"-16 UNF 2A	SAE J 514	PVT4.1319.302	297	45	PVT4.1319.303	267	40
AGS 2	100.6	99.6	37.6	3/4"-16 UNF 2A	SAE J 514	PVT4.1319.502	321	45	PVT4.1319.503	295	40
	104.1	103.1	41.1	7/8"-14 UNF 2A	SAE J 514	PVT4.1323.502	330	45	PVT4.1323.503	310	40
AG 5	74	76.6	12	BSP 3/8"	DIN 3852-2-B	PVT4.1310.212	299	45	PVT4.1310.213	269	40
	75	79	13	BSP 1/2"	DIN 3852-2-B	PVT4.1313.212	309	45	PVT4.1313.213	277	40
	75	75	13	BSP 1/2"	BS B5200	PVT4.1313.702	289	45	PVT4.1313.703	269	40
	73	73	11	M16x1.5	DIN 3863-U	PVT4.1316.702	289	45	PVT4.1316.703	261	40
	78	78	16	M20x1.5	DIN 3863-U	PVT4.1320.702	293	45	PVT4.1320.703	273	40
	76	76	14	M22x1.5	DIN 3863-U	PVT4.1322.702	291	45	PVT4.1322.703	271	40

THREADS

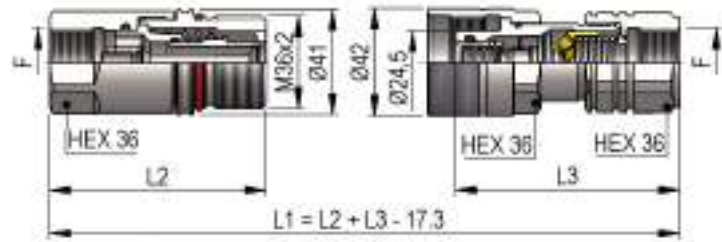


**PVT4 DN13 - BG 2 - ISO 10 (E)**


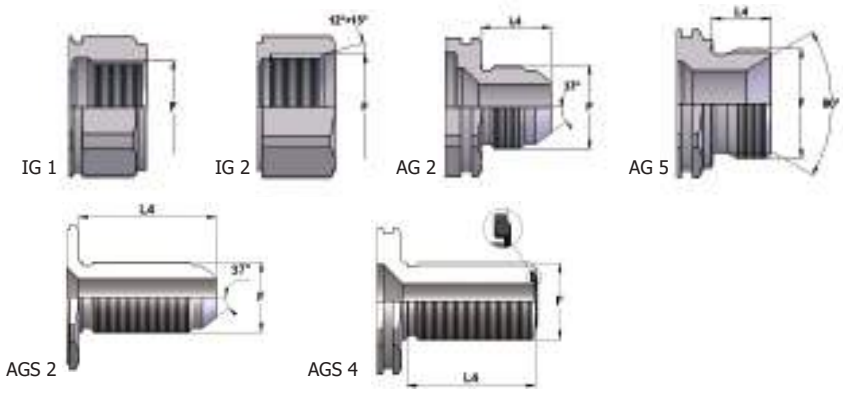
THREADS	L2	L3	L4	F	STANDARD	FEMMINA - FEMALE - MUFFE - FEMELLE			MASCHIO - MALE - STECKER - MALE		
						COD. F	Weight (g)	Packaging (pcs.)	COD. M	Weight (g)	Packaging (pcs.)
<b>IG 1</b>	73.5	75		BSP 3/8"	DIN 3852-2-X	PVT4.1310.112	315	45	PVT4.1310.113 E	340	40
	73.5	78		NPT 3/8"	ANSI B1.20.3	PVT4.1310.012	317	45	PVT4.1310.013 E	366	40
	73.5	75		BSP 1/2"	DIN 3852-2-X	PVT4.1313.112	300	45	PVT4.1313.113 E	336	40
	73.5	78		NPT 1/2"	ANSI B1.20.3	PVT4.1313.012	303	45	PVT4.1313.013 E	350	40
	73.5	75		M14x1.5	ISO 6149-1	PVT4.1314.102	301	45	PVT4.1314.103 E	348	40
	73.5	75		M16x1.5	ISO 6149-1	PVT4.1316.102	318	45	PVT4.1316.103 E	343	40
	73.5	75		M18x1.5	ISO 6149-1	PVT4.1318.102	311	45	PVT4.1318.103 E	336	40
	73.5	75		M20x1.5	ISO 6149-1	PVT4.1320.102	315	45	PVT4.1320.103 E	340	40
<b>IG 2</b>	72	75		9/16"-18 UNF 2B	SAE J 1926-1	PVT4.1315.032	315	45	PVT4.1315.033 E	347	40
	73.5	75		3/4"-16 UNF 2B	SAE J 1926-1	PVT4.1319.032	307	45	PVT4.1319.033 E	342	40
	74.5	79		7/8"-14 UNF 2B	SAE J 1926-1	PVT4.1323.032	293	45	PVT4.1323.033 E	341	40
	74.5	75		M22x1.5	SAE J 2244/1	PVT4.1322.102	299	45	PVT4.1322.103 E	344	40
<b>AG 1</b>	73.5	75	13	M14x1.5	ISO 6149-2	PVT4.1314.222	287	45	PVT4.1314.223 E	316	40
	75	78	16	M20x1.5	ISO 6149-2	PVT4.1320.222	297	45	PVT4.1320.223 E	326	40
<b>AG 2</b>	77.1	76.5	14.1	9/16"-18 UNF 2A	SAE J 514	PVT4.1315.302	289	45	PVT4.1315.303 E	308	40
	79.7	78.7	16.7	3/4"-16 UNF 2A	SAE J 514	PVT4.1319.302	297	45	PVT4.1319.303 E	316	40
<b>AGS 2</b>	100.6	99.6	37.6	3/4"-16 UNF 2A	SAE J 514	PVT4.1319.502	321	45	PVT4.1319.503 E	344	40
	104.1	103.1	41.1	7/8"-14 UNF 2A	SAE J 514	PVT4.1323.502	330	45	PVT4.1323.503 E	359	40
<b>AG 5</b>	74	76.6	12	BSP 3/8"	DIN 3852-2-B	PVT4.1310.212	299	45	PVT4.1310.213 E	318	40
	75	79	13	BSP 1/2"	DIN 3852-2-B	PVT4.1313.212	309	45	PVT4.1313.213 E	326	40
	75	75	13	BSP 1/2"	BS B5200	PVT4.1313.702	289	45	PVT4.1313.703 E	318	40
	73	73	11	M16x1.5	DIN 3863-U	PVT4.1316.702	289	45	PVT4.1316.703 E	310	40
	78	78	16	M20x1.5	DIN 3863-U	PVT4.1320.702	293	45	PVT4.1320.703 E	322	40
	76	76	14	M22x1.5	DIN 3863-U	PVT4.1322.702	291	45	PVT4.1322.703 E	320	40

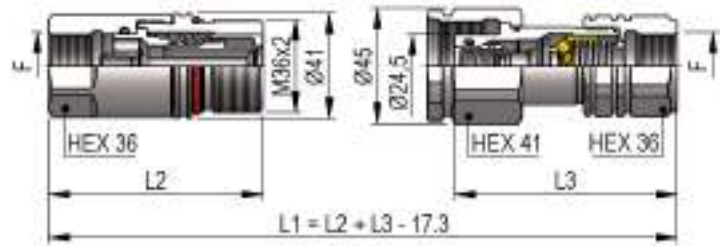
**THREADS**




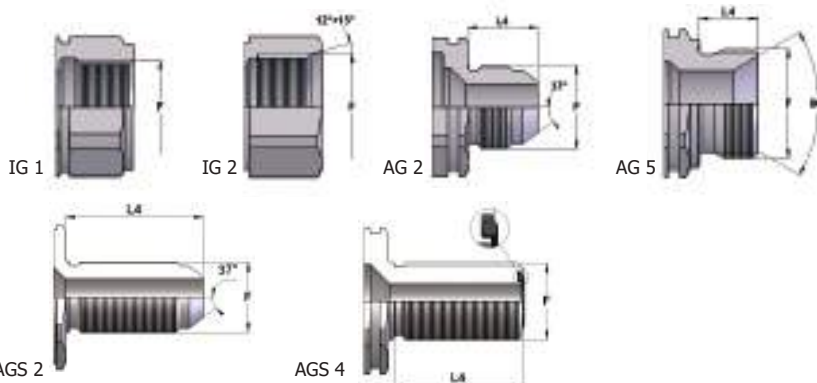
**PVT4 DN20 - BG 3 - ISO 12.5 (T)**


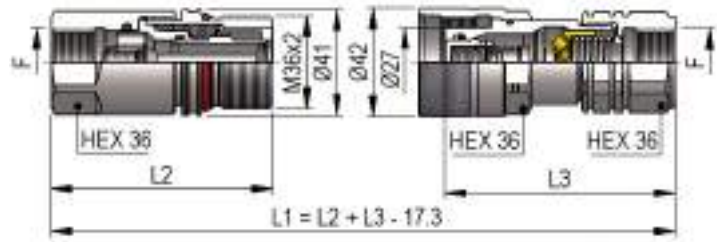
THREADS	L2	L3	L4	F	STANDARD	FEMMINA - FEMALE - MUFFE - FEMELLE			MASCHIO - MALE - STECKER - MALE		
						COD. F	Weight (g)	Packaging (pcs.)	COD. M	Weight (g)	Packaging (pcs.)
<b>IG 1</b>	83.5	84.5		BSP 1/2"	DIN 3852-2-X	PVT4.2013.112	537	30	PVT4.2013.113	493	30
	83.5	86		NPT 1/2"	ANSI B1.20.3	PVT4.2013.012	540	30	PVT4.2013.013	506	30
	83.5	86.5		BSP 3/4"	DIN 3852-2-X	PVT4.2019.112	506	30	PVT4.2019.113	473	30
	83.5	86		NPT 3/4"	ANSI B1.20.3	PVT4.2019.012	514	30	PVT4.2019.013	478	30
	82.5	82.5		M18x1.5	ISO 6149-1	PVT4.2018.102	542	30	PVT4.2018.103	492	30
	82.5	82		M22x1.5	ISO 6149-1	PVT4.2022.102	525	30	PVT4.2022.103	475	30
	83.5	86		M26x1.5	ISO 6149-1	PVT4.2026.102	504	30	PVT4.2026.103	472	30
	83.5	86		M30x1.5	ISO 6149-1	PVT4.2030.102	477	30	PVT4.2030.103	445	30
<b>IG 2</b>	79.5	82		3/4"-16 UNF 2B	SAE J 1926-1	PVT4.2019.032	515	30	PVT4.2019.033	485	30
	81.5	86		7/8"-14 UNF 2B	SAE J 1926-1	PVT4.2023.032	520	30	PVT4.2023.033	497	30
	83.5	86		1"1/16-12 UN 2B	SAE J 1926-1	PVT4.2027.032	500	30	PVT4.2027.033	467	30
<b>AG 2</b>	87.2	87.7	16.7	3/4"-16 UNF 2A	SAE J 514	PVT4.2019.302	463	30	PVT4.2019.303	439	30
	89.8	90.3	19.3	7/8"-14 UNF 2A	SAE J 514	PVT4.2023.302	473	30	PVT4.2023.303	448	30
	92.5	93	22	1"1/16-12 UN 2A	SAE J 514	PVT4.2027.302	482	30	PVT4.2027.303	463	30
<b>AGS 2</b>	108.1	108.6	37.6	3/4"-16 UNF 2A	SAE J 514	PVT4.2019.502	502	30	PVT4.2019.503	478	30
	111.6	112.1	41.1	7/8"-14 UNF 2A	SAE J 514	PVT4.2023.502	518	30	PVT4.2023.503	482	30
	115.9	116.4	45.4	1"1/16-12 UN 2A	SAE J 514	PVT4.2027.502	552	30	PVT4.2027.503	515	30
<b>AG 5</b>	89.5	90	16	BSP 3/4"	DIN 3852-2-A	PVT4.2019.712	500	30	PVT4.2019.713	464	30
	<b>AGS 4</b>	109	109.5	38.5	1"-14 UNS 2A	SAE J 1453	PVT4.2025.532	547	30	PVT4.2025.533	514
		110.5	111	40	1"3/16-12 UN 2A	SAE J 1453	PVT4.2030.532	589	30	PVT4.2030.533	558

**THREADS**


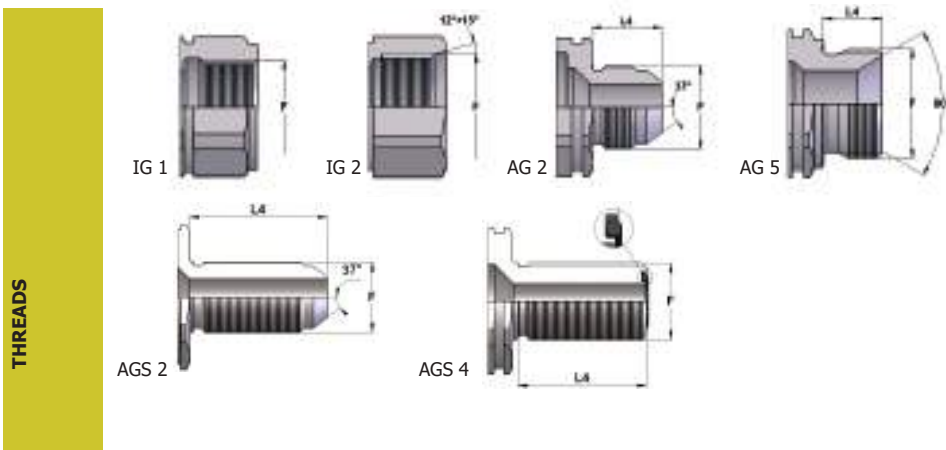
**PVT4 DN20 - BG 3 - ISO 12.5 (E)**


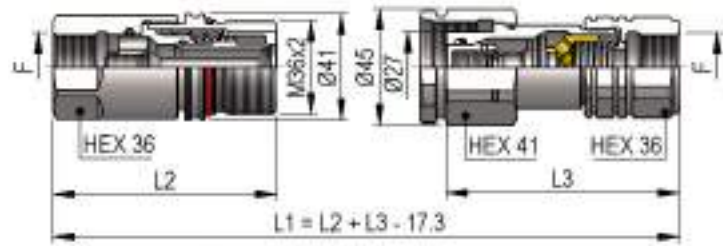
THREADS	L2	L3	L4	F	STANDARD	FEMMINA - FEMALE - MUFFE - FEMELLE			MASCHIO - MALE - STECKER - MALE		
						COD. F	Weight (g)	Packaging (pcs.)	COD. M	Weight (g)	Packaging (pcs.)
<b>IG 1</b>	83.5	84.5		BSP 1/2"	DIN 3852-2-X	PVT4.2013.112	537	30	PVT4.2013.113 E	503	30
	83.5	86		NPT 1/2"	ANSI B1.20.3	PVT4.2013.012	540	30	PVT4.2013.013 E	516	30
	83.5	86.5		BSP 3/4"	DIN 3852-2-X	PVT4.2019.112	506	30	PVT4.2019.113 E	483	30
	83.5	86		NPT 3/4"	ANSI B1.20.3	PVT4.2019.012	514	30	PVT4.2019.013 E	489	30
	82.5	82.5		M18x1.5	ISO 6149-1	PVT4.2018.102	542	30	PVT4.2018.103 E	502	30
	82.5	82		M22x1.5	ISO 6149-1	PVT4.2022.102	525	30	PVT4.2022.103 E	485	30
	83.5	86		M26x1.5	ISO 6149-1	PVT4.2026.102	504	30	PVT4.2026.103 E	482	30
	83.5	86		M30x1.5	ISO 6149-1	PVT4.2030.102	477	30	PVT4.2030.103 E	455	30
<b>IG 2</b>	79.5	82		3/4"-16 UNF 2B	SAE J 1926-1	PVT4.2019.032	515	30	PVT4.2019.033 E	495	30
	81.5	86		7/8"-14 UNF 2B	SAE J 1926-1	PVT4.2023.032	520	30	PVT4.2023.033 E	507	30
	83.5	86		1"1/16-12 UN 2B	SAE J 1926-1	PVT4.2027.032	500	30	PVT4.2027.033 E	477	30
<b>AG 2</b>	87.2	87.7	16.7	3/4"-16 UNF 2A	SAE J 514	PVT4.2019.302	463	30	PVT4.2019.303 E	449	30
	89.8	90.3	19.3	7/8"-14 UNF 2A	SAE J 514	PVT4.2023.302	473	30	PVT4.2023.303 E	458	30
	92.5	93	22	1"1/16-12 UN 2A	SAE J 514	PVT4.2027.302	482	30	PVT4.2027.303 E	474	30
<b>AGS 2</b>	108.1	108.6	37.6	3/4"-16 UNF 2A	SAE J 514	PVT4.2019.502	502	30	PVT4.2019.503 E	488	30
	111.6	112.1	41.1	7/8"-14 UNF 2A	SAE J 514	PVT4.2023.502	518	30	PVT4.2023.503 E	492	30
	115.9	116.4	45.4	1"1/16-12 UN 2A	SAE J 514	PVT4.2027.502	552	30	PVT4.2027.503 E	525	30
<b>AG 5</b>	89.5	90	16	BSP 3/4"	DIN 3852-2-A	PVT4.2019.712	500	30	PVT4.2019.713 E	474	30
<b>AGS 4</b>	109	109.5	38.5	1"-14 UNS 2A	SAE J 1453	PVT4.2025.532	547	30	PVT4.2025.533 E	524	30
	110.5	111	40	1"3/16-12 UN 2A	SAE J 1453	PVT4.2030.532	589	30	PVT4.2030.533 E	568	30

**THREADS**


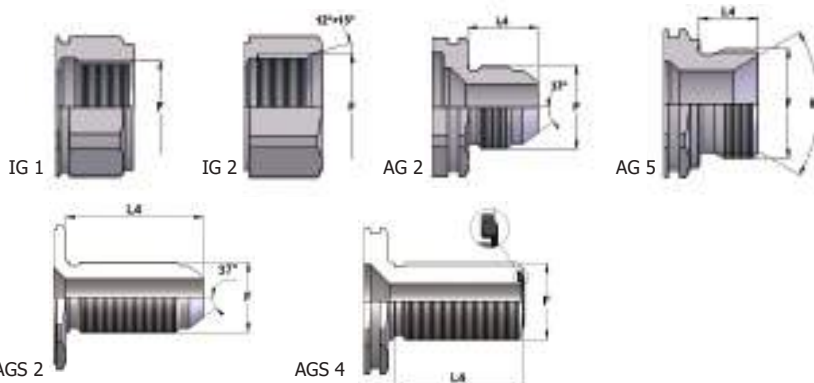
**PVT4 DN22 - BG 4A - ISO 16 (T)**


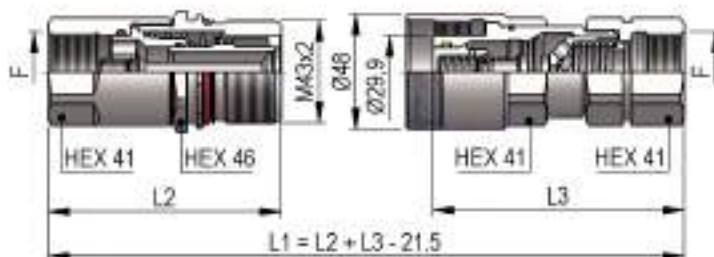
THREADS	L2	L3	L4	F	STANDARD	FEMMINA - FEMALE - MUFFE - FEMELLE			MASCHIO - MALE - STECKER - MALE		
						COD. F	Weight (g)	Packaging (pcs.)	COD. M	Weight (g)	Packaging (pcs.)
<b>IG 1</b>	86	87.5		BSP 1/2"	DIN 3852-2-X	PVT4.2213.112	528	30	PVT4.2213.113	502	30
	86	89		NPT 1/2"	ANSI B1.20.3	PVT4.2213.012	531	30	PVT4.2213.013	515	30
	86	89.5		BSP 3/4"	DIN 3852-2-X	PVT4.2219.112	497	30	PVT4.2219.113	482	30
	86	89		NPT 3/4"	ANSI B1.20.3	PVT4.2219.012	505	30	PVT4.2219.013	488	30
	85	85.5		M18x1.5	ISO 6149-1	PVT4.2218.102	533	30	PVT4.2218.103	501	30
	85	85		M22x1.5	ISO 6149-1	PVT4.2222.102	516	30	PVT4.2222.103	484	30
	86	89		M26x1.5	ISO 6149-1	PVT4.2226.102	495	30	PVT4.2226.103	481	30
	86	89		M30x1.5	ISO 6149-1	PVT4.2230.102	469	30	PVT4.2230.103	455	30
<b>IG 2</b>	82	85		3/4"-16 UNF 2B	SAE J 1926-1	PVT4.2219.032	506	30	PVT4.2219.033	494	30
	84	89		7/8"-14 UNF 2B	SAE J 1926-1	PVT4.2223.032	511	30	PVT4.2223.033	506	30
	86	89		1"1/16-12 UN 2B	SAE J 1926-1	PVT4.2227.032	491	30	PVT4.2227.033	477	30
<b>AG 2</b>	89.7	90.7	16.7	3/4"-16 UNF 2A	SAE J 514	PVT4.2219.302	454	30	PVT4.2219.303	449	30
	92.3	93.3	19.3	7/8"-14 UNF 2A	SAE J 514	PVT4.2223.302	464	30	PVT4.2223.303	457	30
	95	96	22	1"1/16-12 UN 2A	SAE J 514	PVT4.2227.302	473	30	PVT4.2227.303	473	30
<b>AGS 2</b>	110.6	111.6	37.6	3/4"-16 UNF 2A	SAE J 514	PVT4.2219.502	493	30	PVT4.2219.503	488	30
	114.1	115.1	41.1	7/8"-14 UNF 2A	SAE J 514	PVT4.2223.502	509	30	PVT4.2223.503	492	30
	118.4	119.4	45.4	1"1/16-12 UN 2A	SAE J 514	PVT4.2227.502	543	30	PVT4.2227.503	525	30
<b>AG 5</b>	92	93	16	BSP 3/4"	DIN 3852-2-A	PVT4.2219.712	492	30	PVT4.2219.713	474	30
<b>AGS 4</b>	111.5	112.5	38.5	1"-14 UNS 2A	SAE J 1453	PVT4.2225.532	538	30	PVT4.2225.533	524	30
	113	114	40	1"3/16-12 UN 2A	SAE J 1453	PVT4.2230.532	580	30	PVT4.2230.533	567	30



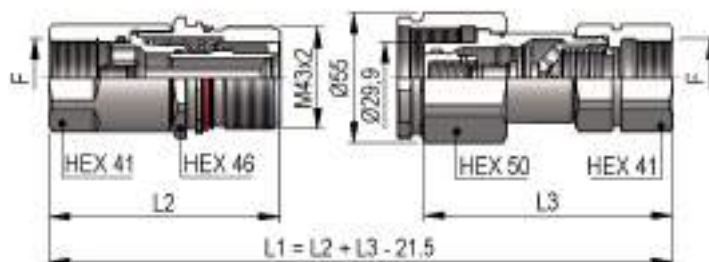
**PVT4 DN22 - BG 4A - ISO 16 (E)**


THREADS	L2	L3	L4	F	STANDARD	FEMMINA - FEMALE - MUFFE - FEMELLE			MASCHIO - MALE - STECKER - MALE		
						COD. F	Weight (g)	Packaging (pcs.)	COD. M	Weight (g)	Packaging (pcs.)
<b>IG 1</b>	86	87.5		BSP 1/2"	DIN 3852-2-X	PVT4.2213.112	528	30	PVT4.2213.113 E	520	30
	86	89		NPT 1/2"	ANSI B1.20.3	PVT4.2213.012	531	30	PVT4.2213.013 E	533	30
	86	89.5		BSP 3/4"	DIN 3852-2-X	PVT4.2219.112	497	30	PVT4.2219.113 E	500	30
	86	89		NPT 3/4"	ANSI B1.20.3	PVT4.2219.012	505	30	PVT4.2219.013 E	506	30
	85	85.5		M18x1.5	ISO 6149-1	PVT4.2218.102	533	30	PVT4.2218.103 E	519	30
	85	85		M22x1.5	ISO 6149-1	PVT4.2222.102	516	30	PVT4.2222.103 E	502	30
	86	89		M26x1.5	ISO 6149-1	PVT4.2226.102	495	30	PVT4.2226.103 E	499	30
	86	89		M30x1.5	ISO 6149-1	PVT4.2230.102	469	30	PVT4.2230.103 E	473	30
<b>IG 2</b>	82	85		3/4"-16 UNF 2B	SAE J 1926-1	PVT4.2219.032	506	30	PVT4.2219.033 E	512	30
	84	89		7/8"-14 UNF 2B	SAE J 1926-1	PVT4.2223.032	511	30	PVT4.2223.033 E	525	30
	86	89		1"1/16-12 UN 2B	SAE J 1926-1	PVT4.2227.032	491	30	PVT4.2227.033 E	495	30
<b>AG 2</b>	89.7	90.7	16.7	3/4"-16 UNF 2A	SAE J 514	PVT4.2219.302	454	30	PVT4.2219.303 E	467	30
	92.3	93.3	19.3	7/8"-14 UNF 2A	SAE J 514	PVT4.2223.302	464	30	PVT4.2223.303 E	476	30
	95	96	22	1"1/16-12 UN 2A	SAE J 514	PVT4.2227.302	473	30	PVT4.2227.303 E	491	30
<b>AGS 2</b>	110.6	111.6	37.6	3/4"-16 UNF 2A	SAE J 514	PVT4.2219.502	493	30	PVT4.2219.503 E	506	30
	114.1	115.1	41.1	7/8"-14 UNF 2A	SAE J 514	PVT4.2223.502	509	30	PVT4.2223.503 E	510	30
	118.4	119.4	45.4	1"1/16-12 UN 2A	SAE J 514	PVT4.2227.502	543	30	PVT4.2227.503 E	543	30
<b>AG 5</b>	92	93	16	BSP 3/4"	DIN 3852-2-A	PVT4.2219.712	492	30	PVT4.2219.713 E	492	30
<b>AGS 4</b>	111.5	112.5	38.5	1"-14 UNS 2A	SAE J 1453	PVT4.2225.532	538	30	PVT4.2225.533 E	542	30
	113	114	40	1"3/16-12 UN 2A	SAE J 1453	PVT4.2230.532	580	30	PVT4.2230.533 E	586	30

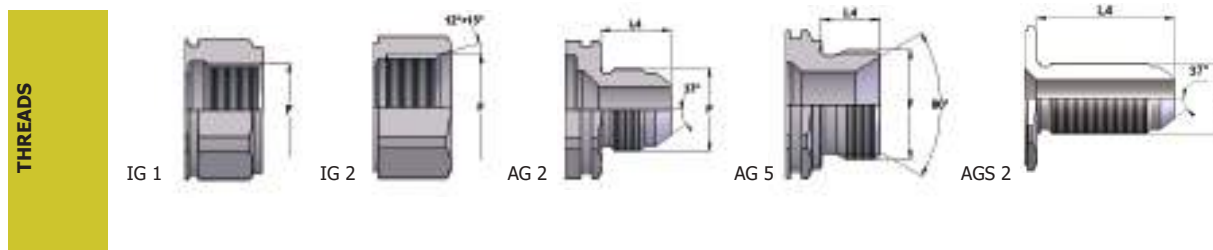
**THREADS**


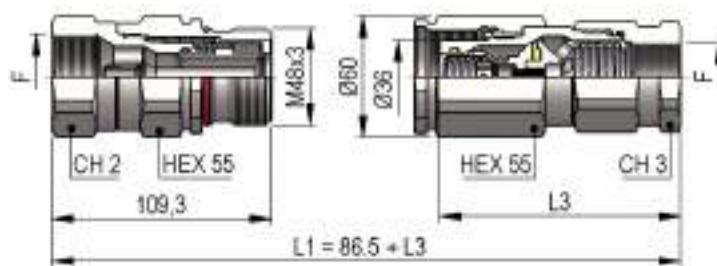
**PVT4 DN25 - BG 4 - ISO 19 (T)**


THREADS	L2	L3	L4	F	STANDARD	FEMMINA - FEMALE - MUFFE - FEMELLE			MASCHIO - MALE - STECKER - MALE		
						COD. F	Weight (g)	Packaging (pcs.)	COD. M	Weight (g)	Packaging (pcs.)
<b>IG 1</b>	94.5	105		BSP 3/4"	DIN 3852-2-X	PVT4.2519.112	740	23	PVT4.2519.113	751	24
	94.5	105		NPT 3/4"	ANSI B1.20.3	PVT4.2519.012	745	23	PVT4.2519.013	758	24
	97.5	105		BSP 1"	DIN 3852-2-X	PVT4.2525.112	711	23	PVT4.2525.113	688	24
	97.5	105		NPT 1"	ANSI B1.20.3	PVT4.2525.012	717	23	PVT4.2525.013	700	24
	97.5	105		M30x1.5	ISO 6149-1	PVT4.2530.102	741	23	PVT4.2530.103	724	24
<b>IG 2</b>	95	105		1"1/16-12 UN 2B	SAE J 1926-1	PVT4.2527.032	748	23	PVT4.2527.033	745	24
	95	105		1"5/16-12 UN 2B	SAE J 1926-1	PVT4.2533.032	689	23	PVT4.2533.033	687	24
<b>AG 2</b>	97.1	109.1	23.1	1"5/16-12 UN 2A	SAE J 514	PVT4.2533.302	754	23	PVT4.2533.303	686	24
<b>AGS 2</b>	119.4	131.4	45.4	1"5/16-12 UN 2A	SAE J 514	PVT4.2533.502	812	23	PVT4.2533.503	783	24
<b>AG 5</b>	95	107	18	BSP 1"	DIN 3852-2-B	PVT4.2525.212	750	23	PVT4.2525.213	694	24
	95	103	17	BSP 1"	BS B5200	PVT4.2525.702	673	23	PVT4.2525.703	671	24
	95	105	16	BSP 3/4"	DIN 3852-2-A	PVT4.2519.712	729	23	PVT4.2519.713	670	24
	97	107	18	BSP 1"	DIN 3852-2-A	PVT4.2525.712	697	23	PVT4.2525.713	696	24

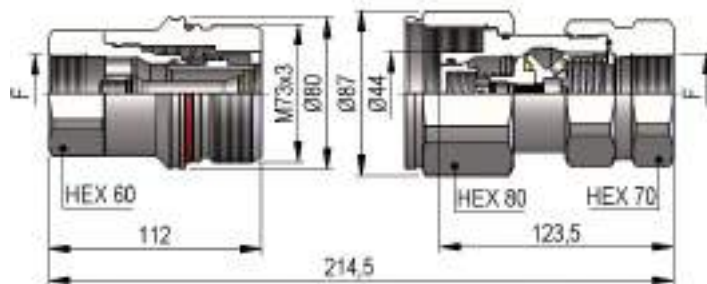
**PVT4 DN25 - BG 4 - ISO 19 (E)**


THREADS	L2	L3	L4	F	STANDARD	FEMMINA - FEMALE - MUFFE - FEMELLE			MASCHIO - MALE - STECKER - MALE		
						COD. F	Weight (g)	Packaging (pcs.)	COD. M	Weight (g)	Packaging (pcs.)
<b>IG 1</b>	94.5	105		BSP 3/4"	DIN 3852-2-X	PVT4.2519.112	740	23	PVT4.2519.113 E	859	20
	94.5	105		NPT 3/4"	ANSI B1.20.3	PVT4.2519.012	745	23	PVT4.2519.013 E	866	20
	97.5	105		BSP 1"	DIN 3852-2-X	PVT4.2525.112	711	23	PVT4.2525.113 E	782	20
	97.5	105		NPT 1"	ANSI B1.20.3	PVT4.2525.012	717	23	PVT4.2525.013 E	808	20
	97.5	105		M30x1.5	ISO 6149-1	PVT4.2530.102	741	23	PVT4.2530.103 E	832	20
<b>IG 2</b>	95	105		1"1/16-12 UN 2B	SAE J 1926-1	PVT4.2527.032	748	23	PVT4.2527.033 E	853	20
	95	105		1"5/16-12 UN 2B	SAE J 1926-1	PVT4.2533.032	689	23	PVT4.2533.033 E	794	20
<b>AG 2</b>	97.1	109.1	23.1	1"5/16-12 UN 2A	SAE J 514	PVT4.2533.302	754	23	PVT4.2533.303 E	780	20
<b>AGS 2</b>	119.4	131.4	45.4	1"5/16-12 UN 2A	SAE J 514	PVT4.2533.502	812	23	PVT4.2533.503 E	891	20
<b>AG 5</b>	95	107	18	BSP 1"	DIN 3852-2-B	PVT4.2525.212	750	23	PVT4.2525.213 E	802	20
	95	103	17	BSP 1"	BS B5200	PVT4.2525.702	673	23	PVT4.2525.703 E	779	20
	95	105	16	BSP 3/4"	DIN 3852-2-A	PVT4.2519.712	729	23	PVT4.2519.713 E	777	20
	97	107	18	BSP 1"	DIN 3852-2-A	PVT4.2525.712	697	23	PVT4.2525.713 E	803	20

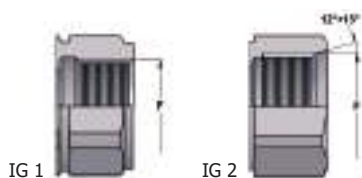


**PVT4 DN30 - BG 5 - ISO 25**


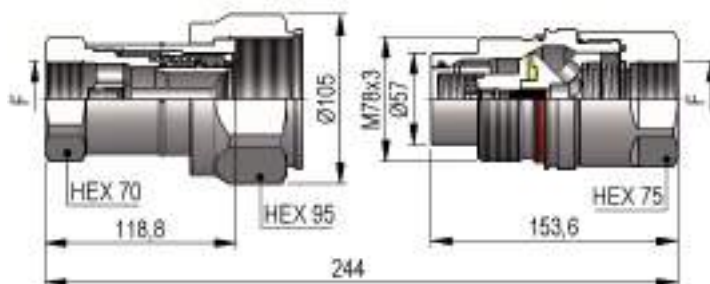
THREADS	CH2	CH3	L3	F	STANDARD	FEMMINA - FEMALE - MUFFE - FEMELLE			MASCIO - MALE - STECKER - MALE		
						COD. F	Weight (g)	Packaging (pcs.)	COD. M	Weight (g)	Packaging (pcs.)
<b>IG 1</b>	50	50	120	BSP 1"	DIN 3852-2-X	PVT4.3025.112	1241	15	PVT4.3025.113	1362	12
	50	50	120	NPT 1"	ANSI B1.20.3	PVT4.3025.012	1256	15	PVT4.3025.013	1368	12
	55	55	120	BSP 1 1/4"	DIN 3852-2-X	PVT4.3031.112	1248	15	PVT4.3031.113	1432	12
	55	55	122	NPT 1 1/4"	ANSI B1.20.3	PVT4.3031.012	1265	15	PVT4.3031.013	1446	12
<b>IG 2</b>	50	50	120	1 5/16-12 UN 2B	SAE J 1926-1	PVT4.3033.032	1241	15	PVT4.3033.033	1351	12
	55	55	120	1 5/8-12 UN 2B	SAE J 1926-1	PVT4.3041.032	1246	15	PVT4.3041.033	1434	12

**PVT4 DN35 - BG 6 - ISO 31.5**


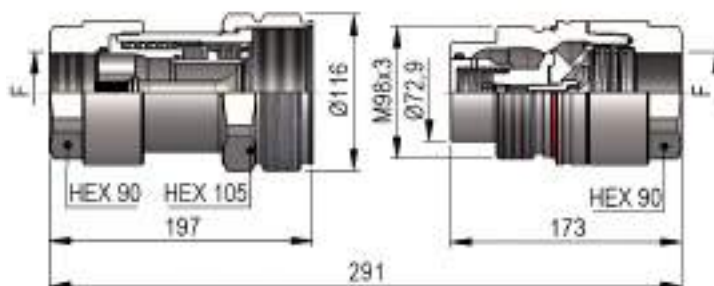
THREADS	F	STANDARD	FEMMINA - FEMALE - MUFFE - FEMELLE			MASCIO - MALE - STECKER - MALE		
			COD. F	Weight (g)	Packaging (pcs.)	COD. M	Weight (g)	Packaging (pcs.)
<b>IG 1</b>	BSP 1 1/4"	DIN 3852-2-X	PVT4.3531.112	2305	8	PVT4.3531.113	2889	7
	NPT 1 1/4"	ANSI B1.20.3	PVT4.3531.012	2320	8	PVT4.3531.013	2906	7
<b>IG 2</b>	1 5/8-12 UN 2B	SAE J 1926-1	PVT4.3541.032	2305	8	PVT4.3541.033	2895	7

**THREADS**


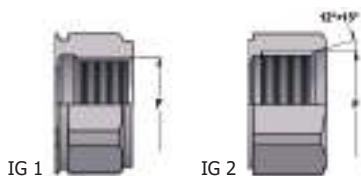


**PVT4 DN39 - BG 7 - ISO 40**


THREADS	F	STANDARD	FEMMINA - FEMALE - MUFFE - FEMELLE			MASCHIO - MALE - STECKER - MALE		
			COD. F	Weight (g)	Packaging (pcs.)	COD. M	Weight (g)	Packaging (pcs.)
<b>IG 1</b>	BSP 1"½	DIN 3852-2-X	PVT4.3939.112	3840	3	PVT4.3939.113	3760	5
	NPT 1"½	ANSI B1.20.3	PVT4.3939.012	3855	3	PVT4.3939.013	3790	5
<b>IG 2</b>	1"5/8-12 UN 2B	SAE J 1926-1	PVT4.3941.032	3910	3	PVT4.3941.033	3830	5
	1"7/8-12 UN 2B	SAE J 1926-1	PVT4.3947.032	3830	3	PVT4.3947.033	3750	5

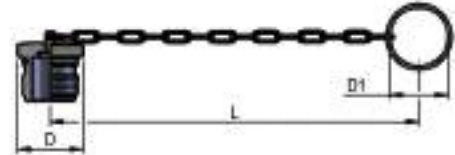
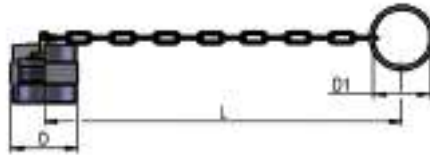
**PVT4 DN50 - BG 8 - ISO 50**


THREADS	F	STANDARD	FEMMINA - FEMALE - MUFFE - FEMELLE			MASCHIO - MALE - STECKER - MALE		
			COD. F	Weight (g)	Packaging (pcs.)	COD. M	Weight (g)	Packaging (pcs.)
<b>IG 1</b>	BSP 2"	DIN 3852-2-X	PVT4.5051.112	6890	3	PVT4.5051.113	6450	4
	NPT 2"	ANSI B1.20.3	PVT4.5051.012	6920	3	PVT4.5051.013	6480	4
<b>IG 2</b>	2"1/2-12 UN 2B	SAE J 1926-1	PVT4.5063.032	6810	3	PVT4.5063.033	6330	4

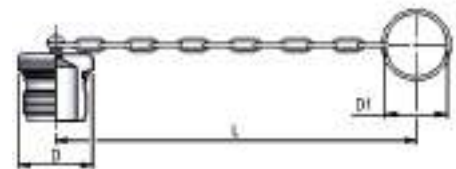
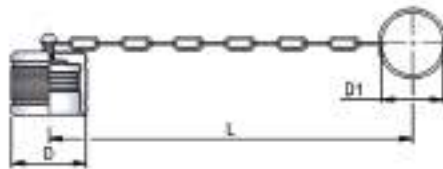
**THREADS**


**PLASTIC CAPS**

NOMINAL SIZE			FEMALE DUST PLUG					MALE DUST CAP					COLOR	MATERIAL
DNP	BG	ISO	COD. F	Dimensions			Weight (g)	COD. M	Dimensions			Weight (g)		
				D	L	D1			D	L	D1			
06	1	6.3	SPVT.06002	32	220	32	27	SPVT.06003	32	220	32	29	●	PVC
13	2	10	SPVT.13002	38	220	32	38	SPVT.13003	36	220	32	36	●	PVC
20	3	12.5	SPVT.20002	45	220	32	48	SPVT.20003	45	220	32	48	●	PVC
22	4A	16	SPVT.20002	45	220	32	48	SPVT.20003	45	220	32	48	●	PVC
25	4	19	SPVT.25002	53	290	47.5	72	SPVT.25003	48	290	47.5	74	●	PVC
30	5	25	SPVT.30002	60	438	47.5	94	SPVT.30003	60	438	47.5	91	●	PVC


**METAL CAPS**

NOMINAL SIZE			FEMALE DUST PLUG					MALE DUST CAP					MATERIAL
DNP	BG	ISO	COD. F	Dimensions			Weight (g)	COD. M	Dimensions			Weight (g)	
				D	L	D1			D	L	D1		
06	1	6.3	SPVT.06202	30	205	27	30	SPVT.06203	32	205	27	38	Aluminum
13	2	10	SPVT.13202	36	205	32	46	SPVT.13203	36	205	32	53	Aluminum
20	3	12.5	SPVV.13202	41.5	205	32	57	SPVV.13203	41.5	205	32	66	Aluminum
22	4A	16	SPVV.13202	41.5	205	32	57	SPVV.13203	41.5	205	32	66	Aluminum
25	4	19	SPVT.25202	49.5	275	47.5	84	SPVT.25203	48	275	47.5	115	Aluminum
30	5	25	SPVT.30202	54.5	275	47.5	91	SPVT.30203	58	275	47.5	113	Aluminum
35	6	31.5	SPVT.35202	79.5	275	47.5	179	SPVT.35203	87	275	47.5	353	Aluminum
39	7	40	SPVT.39202	90	275	47.5	269	SPVT.39203	90	275	47.5	380	Aluminum
50	8	50	SPVT.50202	110	275	47.5	521	SPVT.50203	110	275	47.5	541	Aluminum


**SPARE PARTS**


NOMINAL SIZE			FEMALE GASKET	MALE GASKET	MALE GASKET	
DNP	BG	ISO	OR-E (SILICONE)	OR (NBR)	BK (PTFE)	PU (POLYURETHANE)
06	1	6.3	PLK.025.121 S	PLT.006.120	PLT.006.130	-
13	2	10	PLT.319.031 S	PLT.013.120	PLT.013.130	PLK.013.210
20	3	12.5	PVT.019.121 S	PLT.019.120	PLT.019.130	PVT.019.210
22	4A	16	PVT.019.121 S	PLT.022.120	PLT.022.130	PVT.022.210
25	4	19	PVT.025.121 S	PLT.025.120	PLT.025.130	PVT.025.210
30	5	25	PVT.030.121 S	PLT.031.120	PLT.031.130	PVT.030.210
35	6	31.5	PVT.035.121 S	PLS.025.120	PLT.035.130	-
39	7	40	PVT.039.121 S	PLT.039.120	PLT.039.130	-
50	8	50	PVT.050.121 S	PLK.050.120	PLK.050.130	-

## FLAT FACE/SCREW

VITE VALVOLA PIANA/SICURA  
 FLAT FACE SCREW COUPLINGS/PIN LOCK  
 FLACHDICHTENDE SCHRAUBKUPPLUNGEN/SPLINT  
 COUPLEURS FACE PLANE À VISSER/GOUPILLE



### Caratteristiche tecniche **I**

- Intercambiabilità: disegno esclusivo Dnp
- Occlusione: faccia piana
- Aggancio: a vite con sicura
- Materiale: acciaio
- Finitura: Zn-Fe (Cr III) e Zn-Ni
- Filettature: BSP - NPT - SAE - METRICHE
- Guarnizioni standard: NBR e PU
- Temperatura d'esercizio: -25 °C +100 °C
- Guarnizioni opzionali: FKM, EPDM o altro
- Pressioni di esercizio: 300-350 bar
- Connessione in pressione: consentita (lato maschio o lato femmina)

### Technical data **E**

- Interchange: exclusive Dnp profile
- Occlusion: flat face
- Locking: screw with pin lock
- Material: steel
- Finishing: Zn-Fe (Cr III) and Zn-Ni
- Threads: BSP - NPT - SAE - METRIC
- Standard seals: NBR and PU
- Working temperature: -25 °C +100 °C
- Optional seals: FKM, EPDM or more
- Working pressure: 300-350 bar
- Connection under pressure: allowed (both male or female side)

Nominal size	Max working pressure	Rated flow	Max flow rate	Min burst pressure			Fluid spillage			
				Male	Female	Coupled				
<b>DNP</b>	<b>BG</b>	<b>ISO</b>	<b>mm</b>	<b>MPa</b>	<b>l/min</b>	<b>l/min</b>	<b>MPa</b>	<b>MPa</b>	<b>MPa</b>	<b>cc</b>
13	2	10	8.6	35	23	46	140	170	140	0.010
20	3	12.5	10.7	35	45	90	140	160	140	0.012
22	4A	16	12.8	35	74	150	130	130	130	0.015
25	4	19	14.8	35	100	200	130	140	130	0.020
30	5	25	17.6	35	189	280	130	130	130	0.030
35	6	31.5	26	35	288	480	140	130	140	0.040
39	7	40	30	30	379	700	130	120	130	0.050
50	8	50	40.6	30	757	1000	150	120	140	0.100

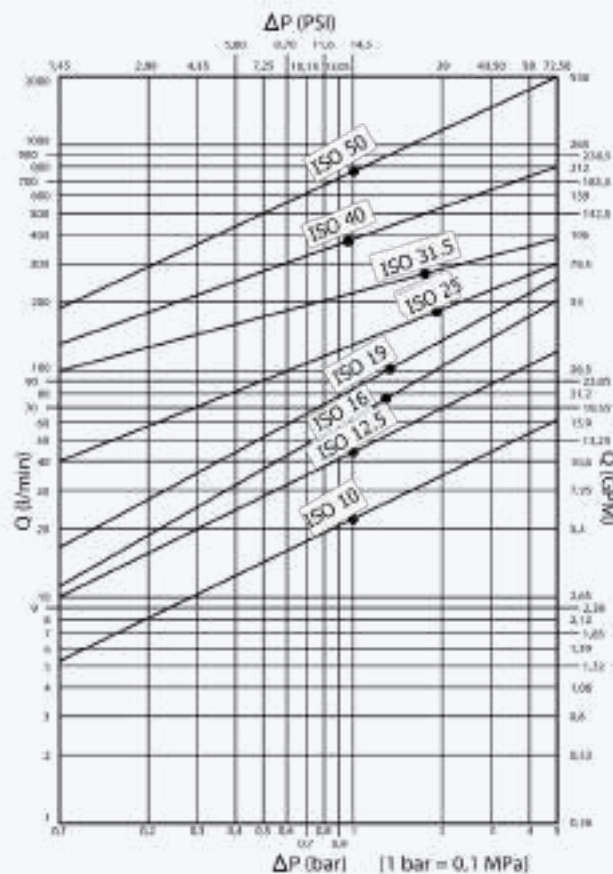
1 MPa = 145.04 psi • 1 l = 0.264 gal

### Technische Merkmale **D**

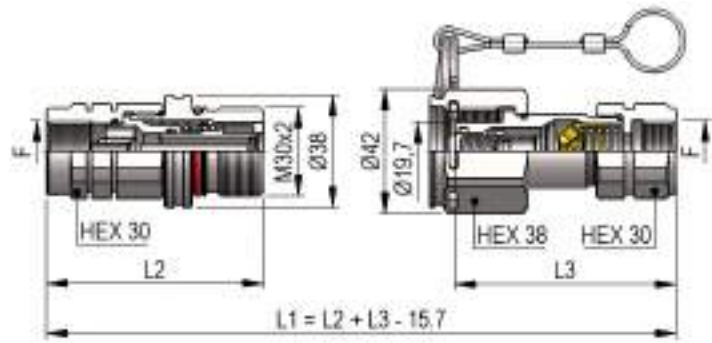
- Austauschbarkeit: laut exclusive Dnp Zeichnung
- Verschluss: flachdichtend
- Kupplung: Schraubweise mit splint
- Werkstoff: Stahl
- Ausführung: Zn-Fe (Cr III) und Zn-Ni
- Gewinde: BSP - NPT - SAE - METRISCHE
- Standard-Dichtungen: NBR und PU
- Betriebstemperatur: -25 °C +100 °C
- Dichtungen nach Wahl: FKM, EPDM, usw.
- Betriebsdruck: 300-350 bar
- Kuppeln unter Druck: erlaubt (Steckerseite oder Muffeseite)

### Caracteristiques techniques **F**

- Intercambiabilità: projet exclusif Dnp
- Obturation: clapet plat
- Accrochage: a vissé avec goupille
- Matériel: acier
- Traitement: Zn-Fe (Cr III) et Zn-Ni
- Taraudage: BSP - NPT - SAE - METRIQUES
- Joints standard: NBR et PU
- Température de service: -25 °C +100 °C
- Joints facultatifs: FKM, EPDM, ect.
- Pression de service: 300-350 bar
- Connexion sous pression: possible (côté male ou femelle)

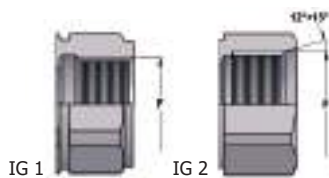


## PVT4 CS DN13 - BG 2 - ISO 10

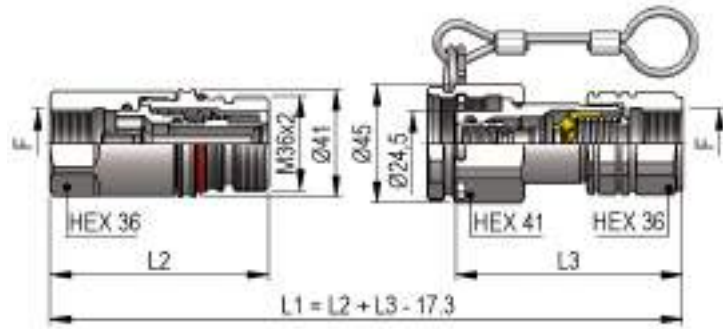


THREADS	L2	L3	F	STANDARD	FEMMINA - FEMALE - MUFFE - FEMELLE			MASCHIO - MALE - STECKER - MALE		
					COD. F	Weight (g)	Packaging (pcs.)	COD. M	Weight (g)	Packaging (pcs.)
<b>IG 1</b>	73.5	75	BSP 3/8"	DIN 3852-2-X	PVT4.1310.112	315	45	PVT4.1310.113 CS	281	40
	73.5	78	NPT 3/8"	ANSI B1.20.3	PVT4.1310.012	317	45	PVT4.1310.013 CS	307	40
	73.5	75	BSP 1/2"	DIN 3852-2-X	PVT4.1313.112	300	45	PVT4.1313.113 CS	277	40
	73.5	78	NPT 1/2"	ANSI B1.20.3	PVT4.1313.012	303	45	PVT4.1313.013 CS	291	40
	73.5	75	M14x1.5	ISO 6149-1	PVT4.1314.102	301	45	PVT4.1314.103 CS	289	40
	73.5	75	M16x1.5	ISO 6149-1	PVT4.1316.102	318	45	PVT4.1316.103 CS	284	40
	73.5	75	M18x1.5	ISO 6149-1	PVT4.1318.102	311	45	PVT4.1318.103 CS	277	40
	73.5	75	M20x1.5	ISO 6149-1	PVT4.1320.102	315	45	PVT4.1320.103 CS	281	40
<b>IG 2</b>	72	75	9/16"-18 UNF 2B	SAE J 1926-1	PVT4.1315.032	315	45	PVT4.1315.033 CS	288	40
	73.5	75	3/4"-16 UNF 2B	SAE J 1926-1	PVT4.1319.032	307	45	PVT4.1319.033 CS	283	40
	74.5	79	7/8"-14 UNF 2B	SAE J 1926-1	PVT4.1323.032	293	45	PVT4.1323.033 CS	282	40
	74.5	75	M22x1.5	SAE J 2244/1	PVT4.1322.102	299	45	PVT4.1322.103 CS	285	40

THREADS

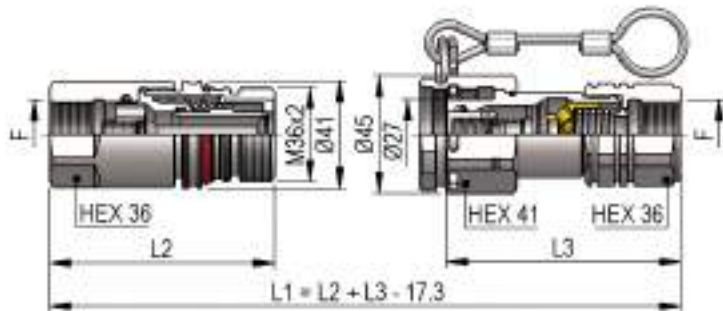


## PVT4 CS DN20 - BG 3 - ISO 12.5



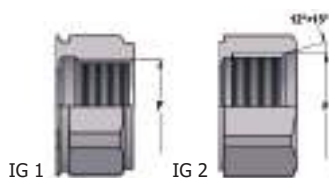
THREADS	L2	L3	F	STANDARD	FEMMINA - FEMALE - MUFFE - FEMELLE			MASCHIO - MALE - STECKER - MALE		
					COD. F	Weight (g)	Packaging (pcs.)	COD. M	Weight (g)	Packaging (pcs.)
<b>IG 1</b>	86	87.5	BSP 1/2"	DIN 3852-2-X	PVT4.2013.112 CS	527	30	PVT4.2013.113 CS	483	30
	86	89	NPT 1/2"	ANSI B1.20.3	PVT4.2013.012 CS	530	30	PVT4.2013.013 CS	496	30
	86	89.5	BSP 3/4"	DIN 3852-2-X	PVT4.2019.112 CS	496	30	PVT4.2019.113 CS	463	30
	86	89	NPT 3/4"	ANSI B1.20.3	PVT4.2019.012 CS	504	30	PVT4.2019.013 CS	468	30
	85	85.5	M18x1.5	ISO 6149-1	PVT4.2018.102 CS	532	30	PVT4.2018.103 CS	482	30
	85	85	M22x1.5	ISO 6149-1	PVT4.2022.102 CS	515	30	PVT4.2022.103 CS	465	30
	86	89	M26x1.5	ISO 6149-1	PVT4.2026.102 CS	494	30	PVT4.2026.103 CS	462	30
	86	89	M30x1.5	ISO 6149-1	PVT4.2030.102 CS	467	30	PVT4.2030.103 CS	435	30
<b>IG 2</b>	82	85	3/4"-16 UNF 2B	SAE J 1926-1	PVT4.2019.032 CS	505	30	PVT4.2019.033 CS	475	30
	84	89	7/8"-14 UNF 2B	SAE J 1926-1	PVT4.2023.032 CS	510	30	PVT4.2023.033 CS	487	30
	86	89	1"1/16-12 UN 2B	SAE J 1926-1	PVT4.2027.032 CS	490	30	PVT4.2027.033 CS	457	30

## PVT4 CS DN22 - BG 4A - ISO 16

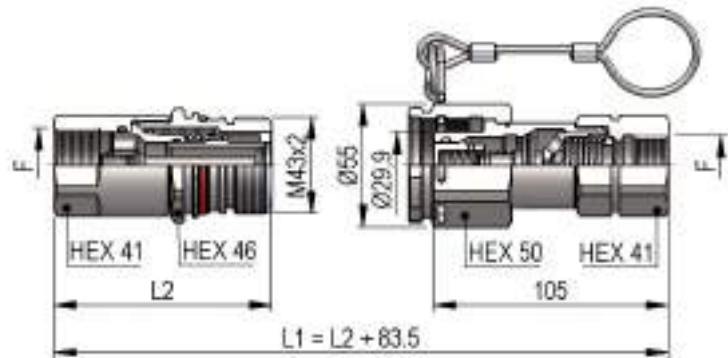


THREADS	L2	L3	F	STANDARD	FEMMINA - FEMALE - MUFFE - FEMELLE			MASCHIO - MALE - STECKER - MALE		
					COD. F	Weight (g)	Packaging (pcs.)	COD. M	Weight (g)	Packaging (pcs.)
<b>IG 1</b>	86	87.5	BSP 1/2"	DIN 3852-2-X	PVT4.2213.112 CS	523	30	PVT4.2213.113 CS	534	30
	86	89	NPT 1/2"	ANSI B1.20.3	PVT4.2213.012 CS	526	30	PVT4.2213.013 CS	547	30
	86	89.5	BSP 3/4"	DIN 3852-2-X	PVT4.2219.112 CS	492	30	PVT4.2219.113 CS	514	30
	86	89	NPT 3/4"	ANSI B1.20.3	PVT4.2219.012 CS	500	30	PVT4.2219.013 CS	520	30
	85	85.5	M18x1.5	ISO 6149-1	PVT4.2218.102 CS	528	30	PVT4.2218.103 CS	533	30
	85	85	M22x1.5	ISO 6149-1	PVT4.2222.102 CS	511	30	PVT4.2222.103 CS	516	30
	86	89	M26x1.5	ISO 6149-1	PVT4.2226.102 CS	490	30	PVT4.2226.103 CS	513	30
	86	89	M30x1.5	ISO 6149-1	PVT4.2230.102 CS	464	30	PVT4.2230.103 CS	487	30
<b>IG 2</b>	82	85	3/4"-16 UNF 2B	SAE J 1926-1	PVT4.2219.032 CS	501	30	PVT4.2219.033 CS	526	30
	84	89	7/8"-14 UNF 2B	SAE J 1926-1	PVT4.2223.032 CS	506	30	PVT4.2223.033 CS	538	30
	86	89	1"1/16-12 UN 2B	SAE J 1926-1	PVT4.2227.032 CS	486	30	PVT4.2227.033 CS	509	30

THREADS

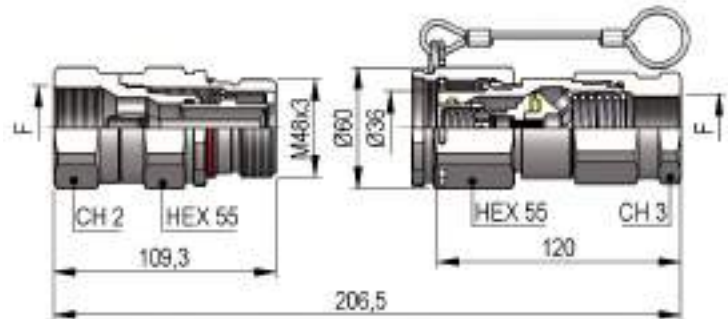


## PVT4 CS DN25 - BG 4 - ISO 19



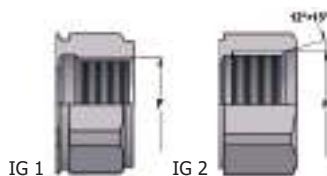
THREADS	L2	F	STANDARD	FEMMINA - FEMALE - MUFFE - FEMELLE			MASCHIO - MALE - STECKER - MALE		
				COD. F	Weight (g)	Packaging (pcs.)	COD. M	Weight (g)	Packaging (pcs.)
<b>IG 1</b>	94.5	BSP 3/4"	DIN 3852-2-X	PVT4.2519.112 CS	740	23	PVT4.2519.113 CS	859	24
	94.5	NPT 3/4"	ANSI B1.20.3	PVT4.2519.012 CS	745	23	PVT4.2519.013 CS	866	24
	97.5	BSP 1"	DIN 3852-2-X	PVT4.2525.112 CS	711	23	PVT4.2525.113 CS	782	24
	97.5	NPT 1"	ANSI B1.20.3	PVT4.2525.012 CS	717	23	PVT4.2525.013 CS	808	24
	97.5	M30x1.5	ISO 6149-1	PVT4.2530.102 CS	741	23	PVT4.2530.103 CS	832	24
<b>IG 2</b>	95	1"1/16-12 UN 2B	SAE J 1926-1	PVT4.2527.032 CS	748	23	PVT4.2527.033 CS	853	24
	95	1"5/16-12 UN 2B	SAE J 1926-1	PVT4.2533.032 CS	689	23	PVT4.2533.033 CS	794	24

## PVT4 CS DN30 - BG 5 - ISO 25



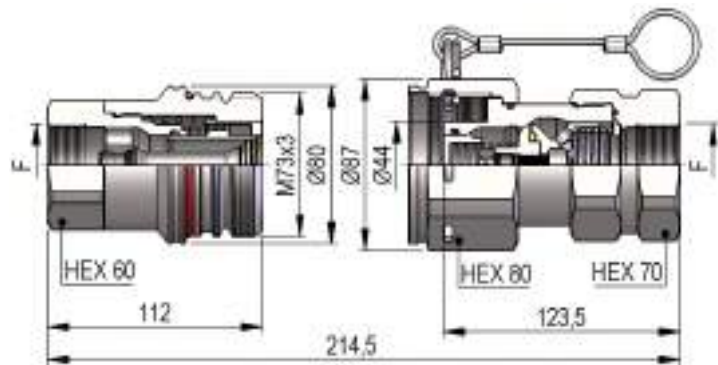
THREADS	CH2	CH3	F	STANDARD	FEMMINA - FEMALE - MUFFE - FEMELLE			MASCHIO - MALE - STECKER - MALE		
					COD. F	Weight (g)	Packaging (pcs.)	COD. M	Weight (g)	Packaging (pcs.)
<b>IG 1</b>	50	50	BSP 1"	DIN 3852-2-X	PVT4.3025.112 CS	1227	15	PVT4.3025.113 CS	1362	12
	50	50	NPT 1"	ANSI B1.20.3	PVT4.3025.012 CS	1242	15	PVT4.3025.013 CS	1368	12
	55	55	BSP 1"1/4	DIN 3852-2-X	PVT4.3031.112 CS	1234	15	PVT4.3031.113 CS	1432	12
	55	55	NPT 1"1/4	ANSI B1.20.3	PVT4.3031.012 CS	1251	15	PVT4.3031.013 CS	1446	12
<b>IG 2</b>	50	50	1"5/16-12 UN 2B	SAE J 1926-1	PVT4.3033.032 CS	1227	15	PVT4.3033.033 CS	1351	12
	55	55	1"5/8-12 UN 2B	SAE J 1926-1	PVT4.3041.032 CS	1232	15	PVT4.3041.033 CS	1434	12

THREADS



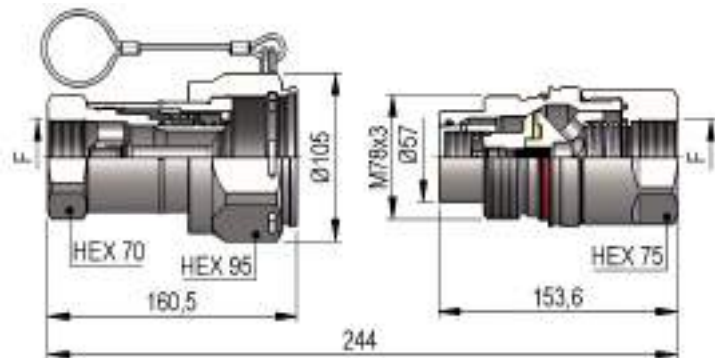


## PVT4 CS DN35 - BG 6 - ISO 31.5



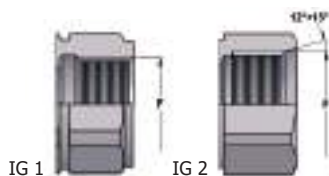
THREADS	F	STANDARD	FEMMINA - FEMALE - MUFFE - FEMELLE			MASCHIO - MALE - STECKER - MALE		
			COD. F	Weight (g)	Packaging (pcs.)	COD. M	Weight (g)	Packaging (pcs.)
<b>IG 1</b>	BSP 1"¼	DIN 3852-2-X	PVT4.3531.112 CS	2277	8	PVT4.3531.113 CS	2815	7
	NPT 1"¼	ANSI B1.20.3	PVT4.3531.012 CS	2292	8	PVT4.3531.013 CS	2830	7
<b>IG 2</b>	1"5/8-12 UN 2B	SAE J 1926-1	PVT4.3541.032 CS	2277	8	PVT4.3541.033 CS	2815	7

## PVT4 CS DN39 - BG 7 - ISO 40

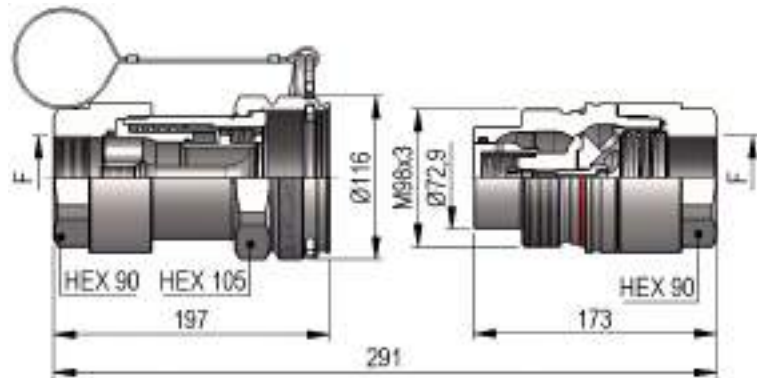


THREADS	F	STANDARD	FEMMINA - FEMALE - MUFFE - FEMELLE			MASCHIO - MALE - STECKER - MALE		
			COD. F	Weight (g)	Packaging (pcs.)	COD. M	Weight (g)	Packaging (pcs.)
<b>IG 1</b>	BSP 1"½	DIN 3852-2-X	PVT4.3939.112 CS	3840	3	PVT4.3939.113 CS	3743	5
	NPT 1"½	ANSI B1.20.3	PVT4.3939.012 CS	3855	3	PVT4.3939.013 CS	3773	5
<b>IG 2</b>	1"5/8-12 UN 2B	SAE J 1926-1	PVT4.3941.032 CS	3910	3	PVT4.3941.033 CS	3810	5
	1"7/8-12 UN 2B	SAE J 1926-1	PVT4.3947.032 CS	3830	3	PVT4.3947.033 CS	3733	5

THREADS

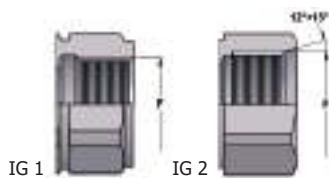


## PVT4 CS DN50 - BG 8 - ISO 50



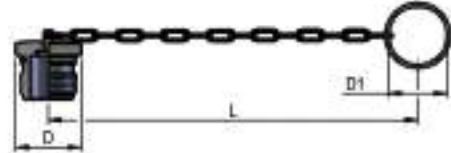
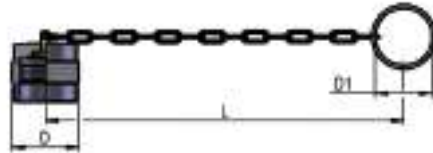
THREADS	F	STANDARD	FEMMINA - FEMALE - MUFFE - FEMELLE			MASCHIO - MALE - STECKER - MALE		
			COD. F	Weight (g)	Packaging (pcs.)	COD. M	Weight (g)	Packaging (pcs.)
IG 1	BSP 2"	DIN 3852-2-X	PVT4.5051.112 CS	6750	3	PVT4.5051.113 CS	6450	4
	NPT 2"	ANSI B1.20.3	PVT4.5051.012 CS	6780	3	PVT4.5051.013 CS	6480	4
IG 2	2"1/2-12 UN 2B	SAE J 1926-1	PVT4.5063.032 CS	6670	3	PVT4.5063.033 CS	6330	4

THREADS

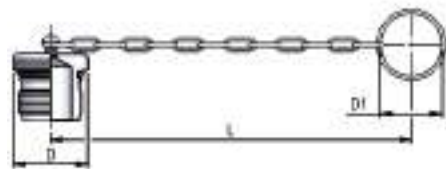
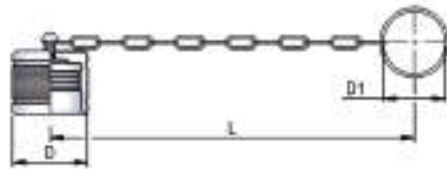
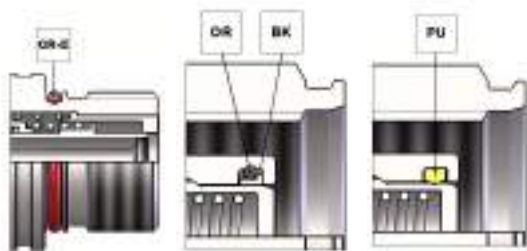


**PLASTIC CAPS**

NOMINAL SIZE			FEMALE DUST PLUG					MALE DUST CAP					COLOR	MATERIAL
DNP	BG	ISO	COD. F	Dimensions			Weight (g)	COD. M	Dimensions			Weight (g)		
				D	L	D1			D	L	D1			
13	2	10	SPVT.13002	38	220	32	38	SPVT.13003	36	220	32	36	●	PVC
20	3	12.5	SPVT.20002	45	220	32	48	SPVT.20003	45	220	32	48	●	PVC
22	4A	16	SPVT.20002	45	220	32	48	SPVT.20003	45	220	32	48	●	PVC
25	4	19	SPVT.25002	53	290	47.5	72	SPVT.25003	48	290	47.5	74	●	PVC
30	5	25	SPVT.30002	60	438	47.5	94	SPVT.30003	60	438	47.5	91	●	PVC


**METAL CAPS**

NOMINAL SIZE			FEMALE DUST PLUG					MALE DUST CAP					MATERIAL
DNP	BG	ISO	COD. F	Dimensions			Weight (g)	COD. M	Dimensions			Weight (g)	
				D	L	D1			D	L	D1		
13	2	10	SPVT.13202	36	205	32	46	SPVT.13203	36	205	32	53	Aluminum
20	3	12.5	SPVV.13202	41.5	205	32	57	SPVV.13203	41.5	205	32	66	Aluminum
22	4A	16	SPVV.13202	41.5	205	32	57	SPVV.13203	41.5	205	32	66	Aluminum
25	4	19	SPVT.25202	49.5	275	47.5	84	SPVT.25203	48	275	47.5	115	Aluminum
30	5	25	SPVT.30202	54.5	275	47.5	91	SPVT.30203	58	275	47.5	113	Aluminum
35	6	31.5	SPVT.35202	79.5	275	47.5	179	SPVT.35203	87	275	47.5	353	Aluminum
39	7	40	SPVT.39202	90	275	47.5	269	SPVT.39203	90	275	47.5	380	Aluminum
50	8	50	SPVT.50202	110	275	47.5	521	SPVT.50203	110	275	47.5	541	Aluminum


**SPARE PARTS**


NOMINAL SIZE			FEMALE GASKET	MALE GASKET		
DNP	BG	ISO	OR-E (SILICONE)	OR (NBR)	BK (PTFE)	PU (POLYURETHANE)
13	2	10	PLT.319.031 S	PLT.013.120	PLT.013.130	PLK.013.210
20	3	12.5	PVT.019.121 S	PLT.019.120	PLT.019.130	PVT.019.210
22	4A	16	PVT.019.121 S	PLT.022.120	PLT.022.130	PVT.022.210
25	4	19	PVT.025.121 S	PLT.025.120	PLT.025.130	PVT.025.210
30	5	25	PVT.030.121 S	PLT.031.120	PLT.031.130	PVT.030.210
35	6	31.5	PVT.035.121 S	PLS.025.120	PLT.035.130	-
39	7	40	PVT.039.121 S	PLT.039.120	PLT.039.130	-
50	8	50	PVT.050.121 S	PLK.050.120	PLK.050.130	-

**FLAT FACE/SCREW**

VITE VALVOLA PIANA FLANGIATO  
 FLANGED FLAT FACE SCREW COUPLINGS  
 GEFLANSCHTE FLACHDICHTENDE  
 SCHRAUBKUPPLUNGEN  
 COUPLEURS FACE PLANE À VISSER BRIDÉS

**Caratteristiche tecniche I**

- Intercambiabilità: disegno esclusivo Dnp
- Occlusione: faccia piana
- Aggancio: a vite
- Materiale: acciaio
- Finitura: Zn-Fe (Cr III) e Zn-Ni
- Connessione: Flange SAE 6000
- Guarnizioni standard: NBR e PU
- Temperatura d'esercizio: -25 °C +100 °C
- Guarnizioni opzionali: FKM, EPDM o altro
- Pressioni di esercizio: 300-350 bar
- Connessione in pressione: consentita (lato maschio o lato femmina)

**Technical data E**

- Interchange: exclusive Dnp profile
- Occlusion: flat face
- Locking: screw
- Material: steel
- Finishing: Zn-Fe (Cr III) and Zn-Ni
- Connection: SAE 6000 flanges
- Standard seals: NBR and PU
- Working temperature: -25 °C +100 °C
- Optional seals: FKM, EPDM or more
- Working pressure: 300-350 bar
- Connection under pressure: allowed (both male or female side)

**Technische Merkmale D**

- Austauschbarkeit: laut exclusive Dnp Zeichnung
- Verschluss: flachdichtend
- Kupplung: Schraubweise
- Werkstoff: Stahl
- Ausführung: Zn-Fe (Cr III) und Zn-Ni
- Anschluss: SAE 6000-Flansche
- Standard-Dichtungen: NBR und PU
- Betriebstemperatur: -25 °C +100 °C
- Dichtungen nach Wahl: FKM, EPDM, usw.
- Betriebsdruck: 300-350 bar
- Kuppeln unter Druck: erlaubt (Steckerseite oder Muffenseite)

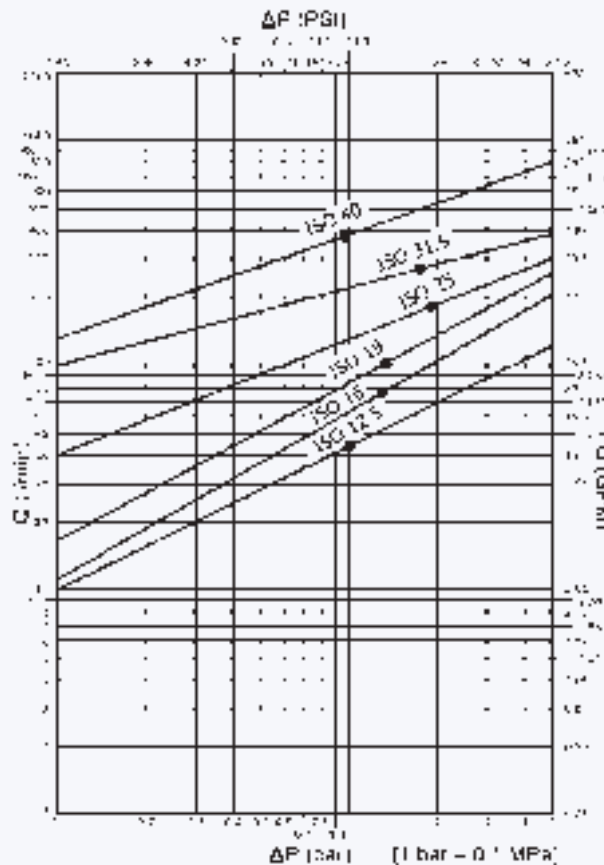
**Caracteristiques techniques F**

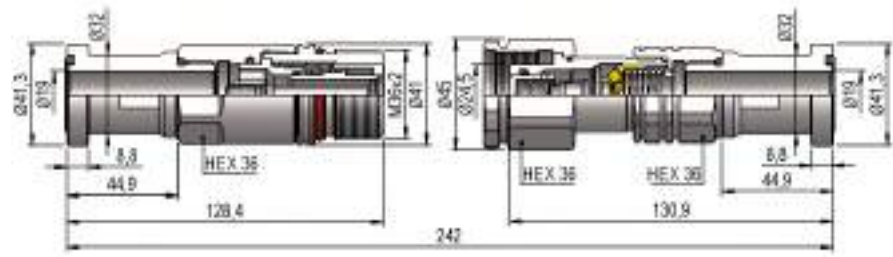
- Intercambiabilité: projet exclusif Dnp
- Obturation: clapet plat
- Accrochage: vissé
- Matériel: acier
- Traitement: Zn-Fe (Cr III) et Zn-Ni
- Connexion: SAE 6000 brides
- Joints standard: NBR et PU
- Température de service: -25 °C +100 °C
- Joints facultatifs: FKM, EPDM, ect.
- Pression de service: 300-350 bar
- Connexion sous pression: possible (côté male ou femelle)



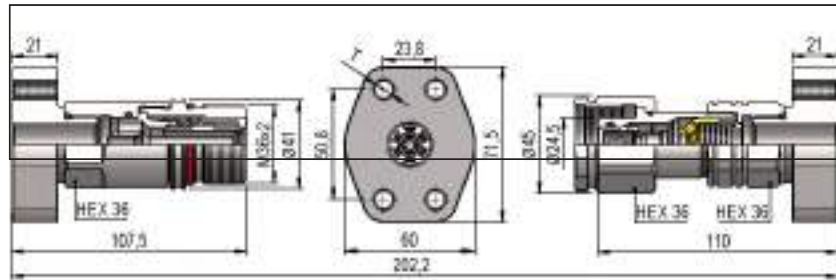
Nominal size				Max working pressure MPa	Rated flow l/min	Max flow rate l/min	Min burst pressure			Fluid spillage cc
DNP	BG	ISO	mm				Male MPa	Female MPa	Coupled MPa	
20	3	12.5	10.7	35	45	90	140	160	140	0.012
22	4A	16	12.8	35	74	150	130	130	130	0.015
25	4	19	14.8	35	100	200	130	140	130	0.020
30	5	25	17.6	35	189	280	130	130	130	0.030
35	6	31.5	26	35	288	480	140	130	140	0.040
39	7	40	30	30	379	700	130	120	130	0.050

1 MPa = 145.04 psi • 1 l = 0.264 gal

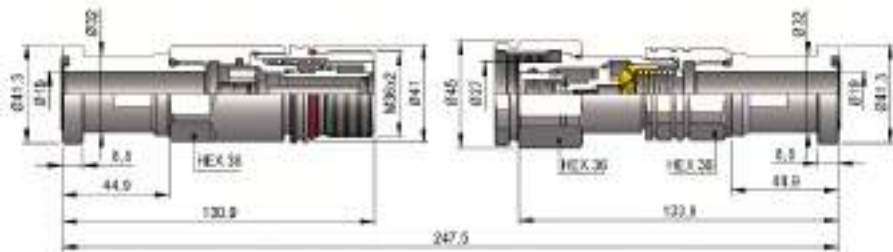


**PVTF DN20 - BG 3 - ISO 12.5**


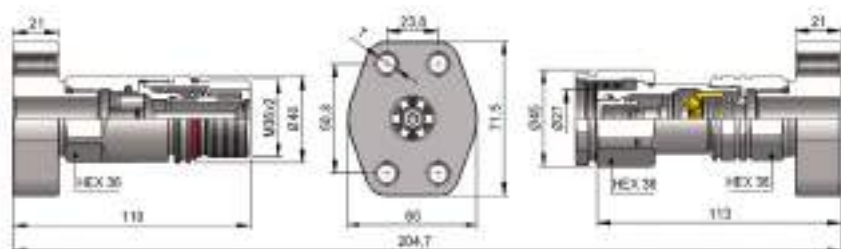
SIZE	STANDARD	FEMMINA - FEMALE - MUFFE - FEMELLE			MASCIO - MALE - STECKER - MALE		
		COD. F	Weight (g)	Packaging (pcs.)	COD. M	Weight (g)	Packaging (pcs.)
3/4"	SAE J518	PVTF.2027.802	750	15	PVTF.2027.803	720	15



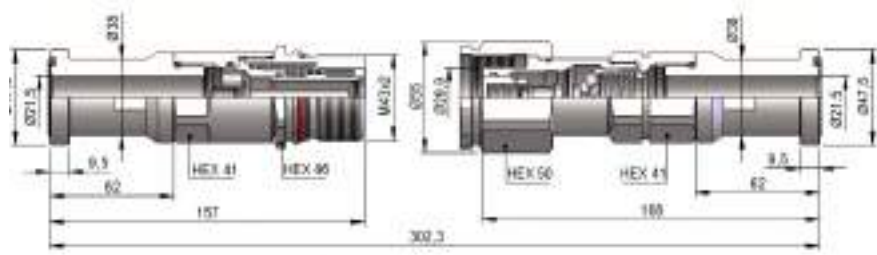
T	SIZE	STANDARD	FEMMINA - FEMALE - MUFFE - FEMELLE			MASCIO - MALE - STECKER - MALE		
			COD. F	Weight (g)	Packaging (pcs.)	COD. M	Weight (g)	Packaging (pcs.)
M10	3/4"	SAE J518	PVTF.2027.812	1005	10	PVTF.2027.813	970	10
3/8"-16 UNC	3/4"	SAE J518	PVTF.2027.822	1005	10	PVTF.2027.823	970	10

**PVTF DN22 - BG 4A - ISO 16**


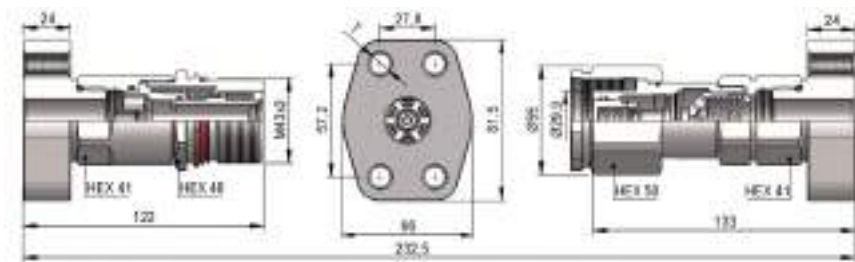
SIZE	STANDARD	FEMMINA - FEMALE - MUFFE - FEMELLE			MASCIO - MALE - STECKER - MALE		
		COD. F	Weight (g)	Packaging (pcs.)	COD. M	Weight (g)	Packaging (pcs.)
3/4"	SAE J518	PVTF.2227.802	745	15	PVTF.2227.803	730	15



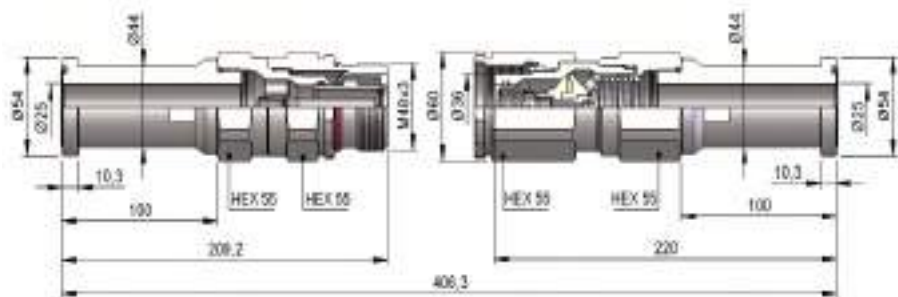
T	SIZE	STANDARD	FEMMINA - FEMALE - MUFFE - FEMELLE			MASCIO - MALE - STECKER - MALE		
			COD. F	Weight (g)	Packaging (pcs.)	COD. M	Weight (g)	Packaging (pcs.)
M10	3/4"	SAE J518	PVTF.2227.812	995	10	PVTF.2227.813	980	10
3/8"-16 UNC	3/4"	SAE J518	PVTF.2227.822	995	10	PVTF.2227.823	980	10

**PVTF DN25 - BG 4 - ISO 19**


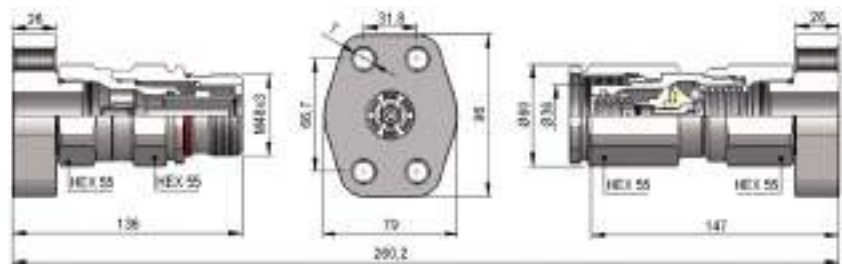
SIZE	STANDARD	FEMMINA - FEMALE - MUFFE - FEMELLE			MASCHIO - MALE - STECKER - MALE		
		COD. F	Weight (g)	Packaging (pcs.)	COD. M	Weight (g)	Packaging (pcs.)
1"	SAE J518	PVTF.2533.802	1200	12	PVTF.2533.803	1200	12



T	SIZE	STANDARD	FEMMINA - FEMALE - MUFFE - FEMELLE			MASCHIO - MALE - STECKER - MALE		
			COD. F	Weight (g)	Packaging (pcs.)	COD. M	Weight (g)	Packaging (pcs.)
M12	1"	SAE J518	PVTF.2533.812	1480	8	PVTF.2533.813	1480	8
7/16"-14 UNC	1"	SAE J518	PVTF.2533.822	1480	8	PVTF.2533.823	1480	8

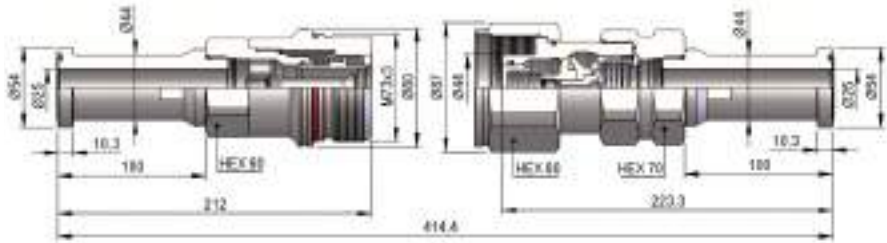
**PVTF DN30 - BG 5 - ISO 25**


SIZE	STANDARD	FEMMINA - FEMALE - MUFFE - FEMELLE			MASCHIO - MALE - STECKER - MALE		
		COD. F	Weight (g)	Packaging (pcs.)	COD. M	Weight (g)	Packaging (pcs.)
1 1/4"	SAE J518	PVTF.3041.802	2250	8	PVTF.3041.803	2440	6

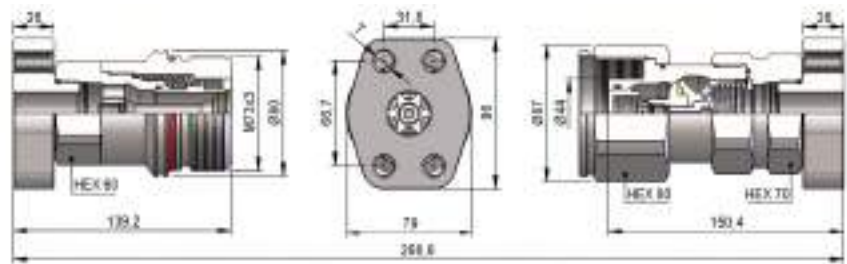


T	SIZE	STANDARD	FEMMINA - FEMALE - MUFFE - FEMELLE			MASCHIO - MALE - STECKER - MALE		
			COD. F	Weight (g)	Packaging (pcs.)	COD. M	Weight (g)	Packaging (pcs.)
M14	1 1/4"	SAE J518	PVTF.3041.812	2390	5	PVTF.3041.813	2575	5
1/2"-13 UNC	1 1/4"	SAE J518	PVTF.3041.822	2390	5	PVTF.3041.823	2575	5

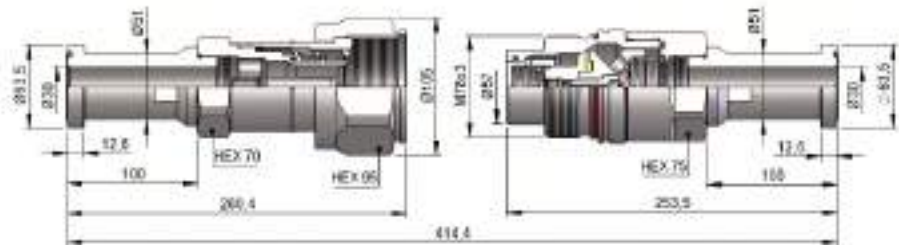


**PVTF DN35 - BG 6 - ISO 31.5**


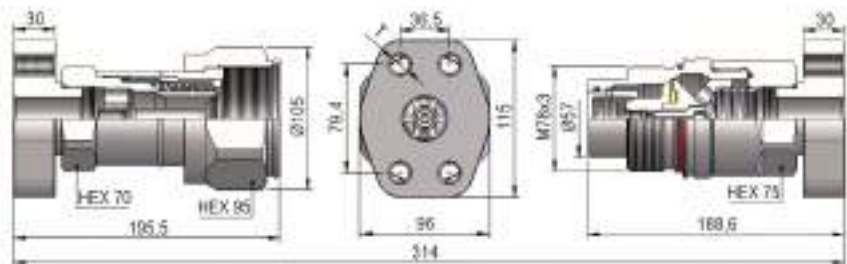
SIZE	STANDARD	FEMMINA - FEMALE - MUFFE - FEMELLE			MASCIO - MALE - STECKER - MALE		
		COD. F	Weight (g)	Packaging (pcs.)	COD. M	Weight (g)	Packaging (pcs.)
1"¼	SAE J518	PVTF.3541.802	3310	4	PVTF.3541.803	3900	4



T	SIZE	STANDARD	FEMMINA - FEMALE - MUFFE - FEMELLE			MASCIO - MALE - STECKER - MALE		
			COD. F	Weight (g)	Packaging (pcs.)	COD. M	Weight (g)	Packaging (pcs.)
M14	1"¼	SAE J518	PVTF.3541.812	3445	3	PVTF.3541.813	4035	3
	1/2"-13 UNC	SAE J518	PVTF.3541.822	3445	3	PVTF.3541.823	4035	3

**PVTF DN39 - BG 7 - ISO 40**


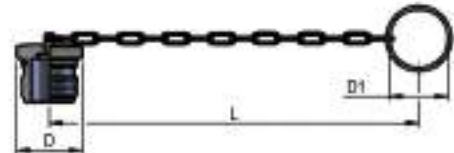
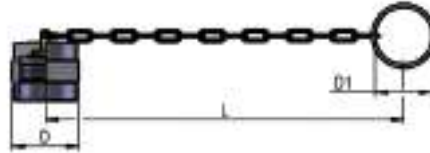
SIZE	STANDARD	FEMMINA - FEMALE - MUFFE - FEMELLE			MASCIO - MALE - STECKER - MALE		
		COD. F	Weight (g)	Packaging (pcs.)	COD. M	Weight (g)	Packaging (pcs.)
1"½	SAE J518	PVTF.3947.802	5160	2	PVTF.3947.803	5090	2




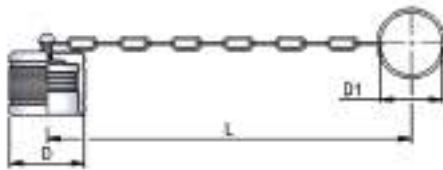
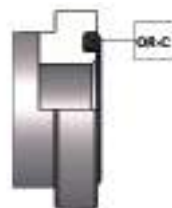
T	SIZE	STANDARD	FEMMINA - FEMALE - MUFFE - FEMELLE			MASCIO - MALE - STECKER - MALE		
			COD. F	Weight (g)	Packaging (pcs.)	COD. M	Weight (g)	Packaging (pcs.)
M16	1"½	SAE J518	PVTF.3947.812	5550	1	PVTF.3947.813	5470	1
	5/8"-11 UNC	SAE J518	PVTF.3947.822	5550	1	PVTF.3947.823	5470	1

**PLASTIC CAPS**

NOMINAL SIZE		FEMALE DUST PLUG				MALE DUST CAP				COLOR	MATERIAL			
DNP	BG	ISO	COD. F	Dimensions			Weight	COD. M	Dimensions			Weight		
				D	L	D1	(g)		D	L	D1	(g)		
20	3	12.5	SPVT.20002	45	220	32	48	SPVT.20003	45	220	32	48	●	PVC
22	4A	16	SPVT.20002	45	220	32	48	SPVT.20003	45	220	32	48	●	PVC
25	4	19	SPVT.25002	53	290	47.5	72	SPVT.25003	48	290	47.5	74	●	PVC
30	5	25	SPVT.30002	60	438	47.5	94	SPVT.30003	60	438	47.5	91	●	PVC


**METAL CAPS**

NOMINAL SIZE		FEMALE DUST PLUG				MALE DUST CAP				MATERIAL			
DNP	BG	ISO	COD. F	Dimensions			Weight	COD. M	Dimensions			Weight	
				D	L	D1	(g)		D	L	D1	(g)	
20	3	12.5	SPVV.13202	41.5	205	32	57	SPVV.13203	41.5	205	32	66	Aluminum
22	4A	16	SPVV.13202	41.5	205	32	57	SPVV.13203	41.5	205	32	66	Aluminum
25	4	19	SPVT.25202	49.5	275	47.5	84	SPVT.25203	48	275	47.5	115	Aluminum
30	5	25	SPVT.30202	54.5	275	47.5	91	SPVT.30203	58	275	47.5	113	Aluminum
35	6	31.5	SPVT.35202	79.5	275	47.5	179	SPVT.35203	87	275	47.5	353	Aluminum
39	7	40	SPVT.39202	90	275	47.5	269	SPVT.39203	90	275	47.5	380	Aluminum


**SPARE PARTS**


NOMINAL SIZE		FEMALE GASKET	MALE GASKET	MALE GASKET	FLANGE GASKET		
DNP	BG	ISO	OR-E (SILICONE)	OR (NBR)	BK (PTFE)	PU (POLYURETHANE)	OR-C (NBR)
20	3	12.5	PVT.019.121 S	PLT.019.120	PLT.019.130	PVT.019.210	SAE.020.120
22	4A	16	PVT.019.121 S	PLT.022.120	PLT.022.130	PVT.022.210	SAE.020.120
25	4	19	PVT.025.121 S	PLT.025.120	PLT.025.130	PVT.025.210	PGR.025.120
30	5	25	PVT.030.121 S	PLT.031.120	PLT.031.130	PVT.030.210	PBV.025.120
35	6	31.5	PVT.035.121 S	PLS.025.120	PLT.035.130	-	PBV.025.120
39	7	40	PVT.039.121 S	PLT.039.120	PLT.039.130	-	SAE.039.120

**FLAT FACE/SCREW**

VITE VALVOLA PIANA/ACCIAIO INOX  
 FLAT FACE SCREW COUPLINGS/STAINLESS STEEL  
 FLACHDICHTENDE SCHRAUBKUPPLUNGEN/  
 EDELSTAHL  
 COUPLEURS FACE PLANE À VISSER/ACIER INOX

**Caratteristiche tecniche I**

- Intercambiabilità: disegno esclusivo Dnp
- Occlusione: faccia piana
- Aggancio: a vite
- Materiale: interni in acciaio, parti esterne in inox AISI 316
- Filettature: BSP - NPT - SAE
- Guarnizioni standard: NBR e PU
- Temperatura d'esercizio: -25 °C +100 °C
- Guarnizioni opzionali: FKM, EPDM o altro
- Pressioni di esercizio: 150-300 bar
- Connessione in pressione: consentita (lato maschio o lato femmina)

**Technical data E**

- Interchange: exclusive Dnp profile
- Occlusion: flat face
- Locking: screw
- Material: internals in steel, externals in stainless AISI 316
- Threads: BSP - NPT - SAE
- Standard seals: NBR and PU
- Working temperature: -25 °C +100 °C
- Optional seals: FKM, EPDM or more
- Working pressure: 150-300 bar
- Connection under pressure: allowed (both male or female side)

**Technische Merkmale D**

- Austauschbarkeit: laut exclusive Dnp Zeichnung
- Verschluss: flachdichtend
- Kupplung: Schraubweise
- Werkstoff: Innenteile aus Stahl, Aussenteile aus Edelstahl AISI 316
- Gewinde: BSP - NPT - SAE
- Standard-Dichtungen: NBR und PU
- Betriebstemperatur: -25 °C +100 °C
- Dichtungen nach Wahl: FKM, EPDM, usw.
- Betriebsdruck: 150-300 bar
- Kuppeln unter Druck: erlaubt (Steckerseite oder Muffenseite)

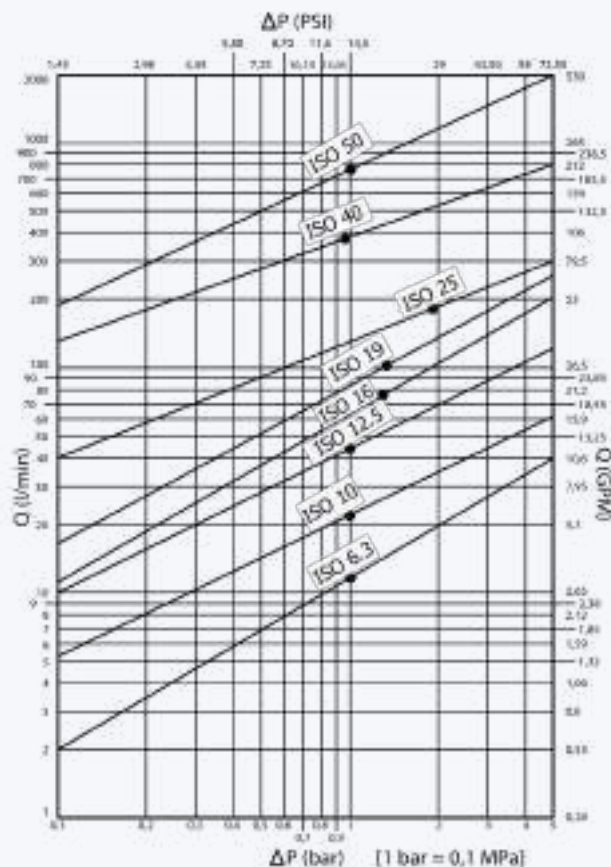
**Caracteristiques techniques F**

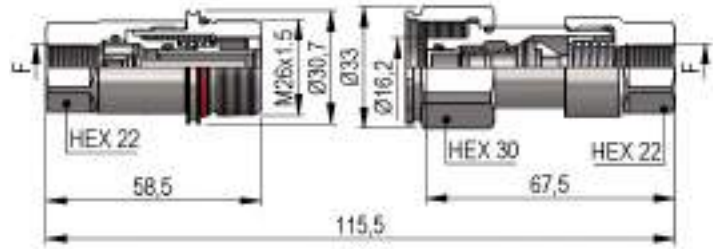
- Intercambiabilità: projet exclusif Dnp
- Obturation: clapet plat
- Accrochage: vissé
- Matériel: en acier à l'intérieur, en inox AISI 316 à l'extérieur
- Taraudage: BSP - NPT - SAE
- Joints standard: NBR et PU
- Température de service: -25 °C +100 °C
- Joints facultatifs: FKM, EPDM, ect.
- Pression de service: 150-300 bar
- Connexion sous pression: possible (côté male ou femelle)



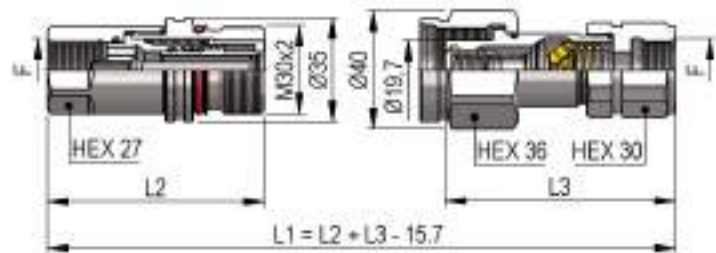
Nominal size				Max working pressure	Rated flow	Max flow rate	Min burst pressure			Fluid spillage
DNP	BG	ISO	mm				Male	Female	Coupled	
06	1	6.3	6	30	12	24	160	160	160	0.008
13	2	10	8.6	25	23	46	140	100	140	0.010
20	3	12.5	10.7	25	45	90	140	120	170	0.012
22	4A	16	12.8	25	74	150	140	110	160	0.015
25	4	19	14.8	25	100	200	110	110	110	0.020
30	5	25	17.6	25	189	280	100	100	100	0.030
39	7	40	30	15	379	700	90	65	85	0.050
50	8	50	40.6	15	757	1000	80	65	85	0.100

1 MPa = 145.04 psi • 1 l = 0.264 gal

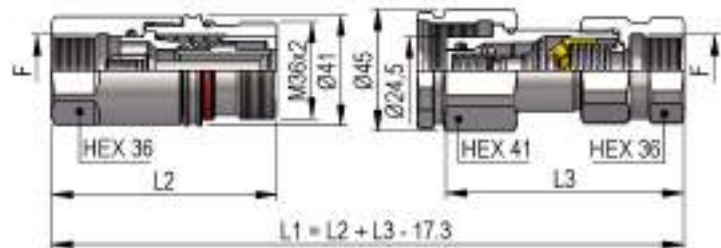


**PVTX DN06 - BG 1 - ISO 6.3**


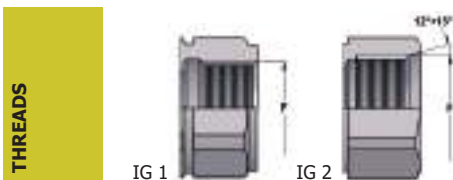
F	STANDARD	FEMMINA - FEMALE - MUFFE - FEMELLE			MASCHIO - MALE - STECKER - MALE		
		COD. F	Weight (g)	Packaging (pcs.)	COD. M	Weight (g)	Packaging (pcs.)
BSP 1/4"	DIN 3852-2-X	PVTX.0606.112	168	55	PVTX.0606.113	198	60
NPT 1/4"	ANSI B1.20.3	PVTX.0606.012	169	55	PVTX.0606.013	199	60

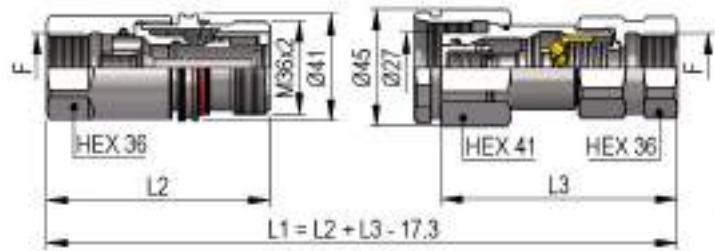
**PVTX DN13 - BG 2 - ISO 10**


THREADS	L2	L3	F	STANDARD	FEMMINA - FEMALE - MUFFE - FEMELLE			MASCHIO - MALE - STECKER - MALE		
					COD. F	Weight (g)	Packaging (pcs.)	COD. M	Weight (g)	Packaging (pcs.)
<b>IG 1</b>	73.5	75	BSP 3/8"	DIN 3852-2-X	PVTX.1310.112	296	45	PVTX.1310.113	333	40
	73.5	78	NPT 3/8"	ANSI B1.20.3	PVTX.1310.012	299	45	PVTX.1310.013	349	40
	73.5	75	BSP 1/2"	DIN 3852-2-X	PVTX.1313.112	284	45	PVTX.1313.113	320	40
	73.5	78	NPT 1/2"	ANSI B1.20.3	PVTX.1313.012	286	45	PVTX.1313.013	323	40
<b>IG 2</b>	73.5	75	3/4"-16 UNF 2B	SAE J 1926-1	PVTX.1319.032	302	45	PVTX.1319.033	293	40

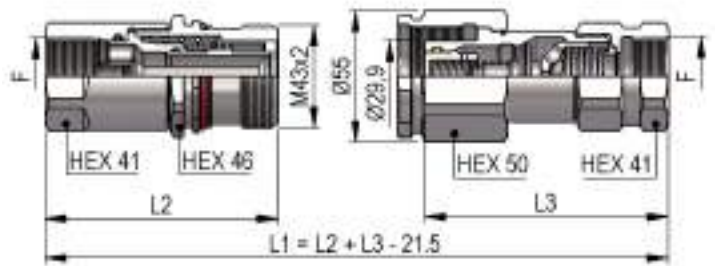
**PVTX DN20 - BG 3 - ISO 12.5**


THREADS	L2	L3	F	STANDARD	FEMMINA - FEMALE - MUFFE - FEMELLE			MASCHIO - MALE - STECKER - MALE		
					COD. F	Weight (g)	Packaging (pcs.)	COD. M	Weight (g)	Packaging (pcs.)
<b>IG 1</b>	83.5	86.5	BSP 1/2"	DIN 3852-2-X	PVTX.2013.112	537	30	PVTX.2013.113	493	30
	83.5	87	NPT 1/2"	ANSI B1.20.3	PVTX.2013.012	550	30	PVTX.2013.013	530	30
	83.5	88	BSP 3/4"	DIN 3852-2-X	PVTX.2019.112	506	30	PVTX.2019.113	473	30
	83.5	88	NPT 3/4"	ANSI B1.20.3	PVTX.2019.012	514	30	PVTX.2019.013	478	30
<b>IG 2</b>	83.5	88	1"1/16-12 UN 2B	SAE J 1926-1	PVTX.2027.032	500	30	PVTX.2027.033	467	30

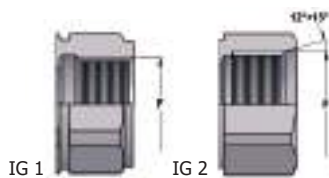


**PVTX DN22 - BG 4A - ISO 16**


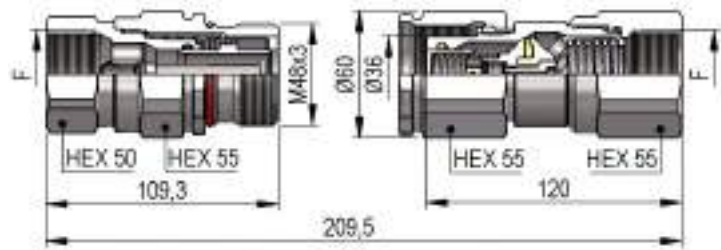
THREADS	L2	L3	F	STANDARD	FEMMINA - FEMALE - MUFFE - FEMELLE			MASCHIO - MALE - STECKER - MALE		
					COD. F	Weight (g)	Packaging (pcs.)	COD. M	Weight (g)	Packaging (pcs.)
<b>IG 1</b>	86	89.5	BSP 1/2"	DIN 3852-2-X	PVTX.2213.112	528	30	PVTX.2213.113	502	30
	86	90	NPT 1/2"	ANSI B1.20.3	PVTX.2213.012	531	30	PVTX.2213.013	515	30
	86	91	BSP 3/4"	DIN 3852-2-X	PVTX.2219.112	497	30	PVTX.2219.113	482	30
	86	91	NPT 3/4"	ANSI B1.20.3	PVTX.2219.012	500	30	PVTX.2219.013	530	30
<b>IG 2</b>	86	91	1"1/16-12 UN 2B	SAE J 1926-1	PVTX.2227.032	491	30	PVTX.2227.033	477	30

**PVTX DN25 - BG 4 - ISO 19**


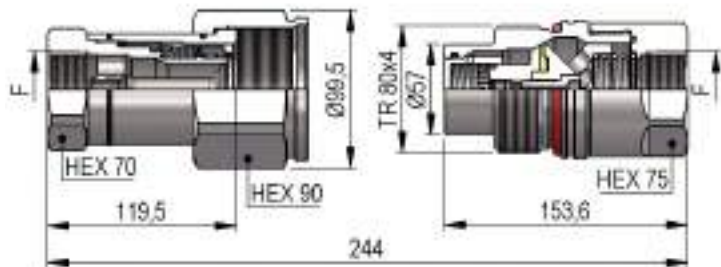
THREADS	L2	L3	F	STANDARD	FEMMINA - FEMALE - MUFFE - FEMELLE			MASCHIO - MALE - STECKER - MALE		
					COD. F	Weight (g)	Packaging (pcs.)	COD. M	Weight (g)	Packaging (pcs.)
<b>IG 1</b>	95.5	102	BSP 3/4"	DIN 3852-2-X	PVTX.2519.112	754	23	PVTX.2519.113	751	20
	95.5	102	NPT 3/4"	ANSI B1.20.3	PVTX.2519.012	759	23	PVTX.2519.013	758	20
	97.5	102	BSP 1"	DIN 3852-2-X	PVTX.2525.112	725	23	PVTX.2525.113	693	20
	97.5	105	NPT 1"	ANSI B1.20.3	PVTX.2525.012	740	23	PVTX.2525.013	700	20
<b>IG 2</b>	95	105	1"5/16-12 UN 2B	SAE J 1926-1	PVTX.2533.032	703	23	PVTX.2533.033	687	20

**THREADS**


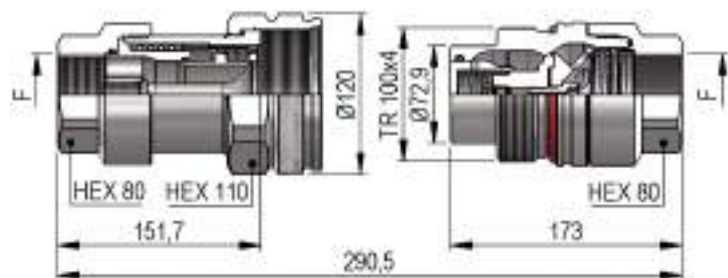


**PVTX DN30 - BG 5 - ISO 25**


F	STANDARD	FEMMINA - FEMALE - MUFFE - FEMELLE			MASCHIO - MALE - STECKER - MALE		
		COD. F	Weight (g)	Packaging (pcs.)	COD. M	Weight (g)	Packaging (pcs.)
BSP 1"¼	DIN 3852-2-X	PVTX.3031.112	1248	15	PVTX.3031.113	1432	12
NPT 1"¼	ANSI B1.20.3	PVTX.3031.012	1265	15	PVTX.3031.013	1446	12

**PVTX DN39 - BG 7 - ISO 40**


F	STANDARD	FEMMINA - FEMALE - MUFFE - FEMELLE			MASCHIO - MALE - STECKER - MALE		
		COD. F	Weight (g)	Packaging (pcs.)	COD. M	Weight (g)	Packaging (pcs.)
BSP 1"½	DIN 3852-2-X	PVTX.3939.112	3840	5	PVTX.3939.113	3760	5
NPT 1"½	ANSI B1.20.3	PVTX.3939.012	3610	5	PVTX.3939.013	3790	5

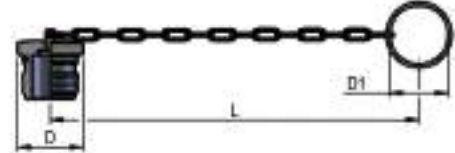
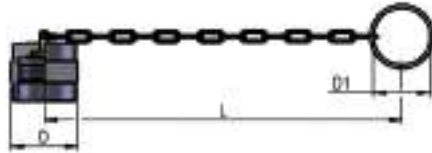
**PVTX DN50 - BG 8 - ISO 50**


F	STANDARD	FEMMINA - FEMALE - MUFFE - FEMELLE			MASCHIO - MALE - STECKER - MALE		
		COD. F	Weight (g)	Packaging (pcs.)	COD. M	Weight (g)	Packaging (pcs.)
BSP 2"	DIN 3852-2-X	PVTX.5051.112	6240	3	PVTX.5051.113	5900	3
NPT 2"	ANSI B1.20.3	PVTX.5051.012	6900	3	PVTX.5051.013	6000	3

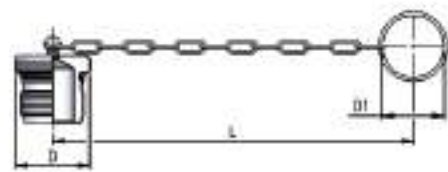
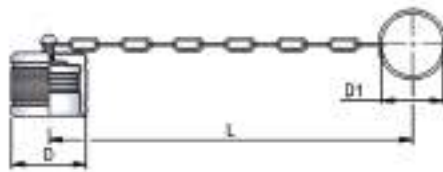
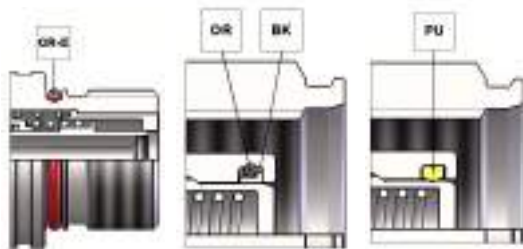


**PLASTIC CAPS**

NOMINAL SIZE			FEMALE DUST PLUG	MALE DUST CAP				COLOR	MATERIAL					
DNP	BG	ISO	COD. F	Dimensions			Weight	COD. M	Dimensions			Weight		
				D	L	D1	(g)		D	L	D1	(g)		
06	1	6.3	SPVT.06002	32	220	32	27	SPVT.06003	32	220	32	29	●	PVC
13	2	10	SPVT.13002	38	220	32	38	SPVT.13003	36	220	32	36	●	PVC
20	3	12.5	SPVT.20002	45	220	32	48	SPVT.20003	45	220	32	48	●	PVC
22	4A	16	SPVT.20002	45	220	32	48	SPVT.20003	45	220	32	48	●	PVC
25	4	19	SPVT.25002	53	290	47.5	72	SPVT.25003	48	290	47.5	74	●	PVC
30	5	25	SPVT.30002	60	438	47.5	94	SPVT.30003	60	438	47.5	91	●	PVC
39	7	40	SPVT.39002	100	438	47.5	266	SPVT.39003	100	438	47.5	408	●	PVC
50	8	50	SPVT.50002	115	438	47.5	384	SPVT.50003	115	438	47.5	416	●	PVC


**METAL CAPS**

NOMINAL SIZE			FEMALE DUST PLUG	MALE DUST CAP				MATERIAL					
DNP	BG	ISO	COD. F	Dimensions			Weight	COD. M	Dimensions			Weight	
				D	L	D1	(g)		D	L	D1	(g)	
06	1	6.3	SPVT.06202	30	205	27	30	SPVT.06203	32	205	27	38	Aluminum
13	2	10	SPVT.13202	36	205	32	46	SPVT.13203	36	205	32	53	Aluminum
20	3	12.5	SPVV.13202	41.5	205	32	57	SPVV.13203	41.5	205	32	66	Aluminum
22	4A	16	SPVV.13202	41.5	205	32	57	SPVV.13203	41.5	205	32	66	Aluminum
25	4	19	SPVT.25202	49.5	275	47.5	84	SPVT.25203	48	275	47.5	115	Aluminum
30	5	25	SPVT.30202	54.5	275	47.5	91	SPVT.30203	58	275	47.5	113	Aluminum
39	7	40	SPST.39202	90	370	60	400	SPST.39203	90	370	60	509	Aluminum


**SPARE PARTS**


NOMINAL SIZE			FEMALE GASKET	MALE GASKET	MALE GASKET	MALE GASKET
DNP	BG	ISO	OR-E (SILICONE)	OR (NBR)	BK (PTFE)	PU (POLYURETHANE)
06	1	6.3	PLK.025.121 S	PLT.006.120	PLT.006.130	-
13	2	10	PLT.319.031 S	PLT.013.120	PLT.013.130	PLK.013.210
20	3	12.5	PVT.019.121 S	PLT.019.120	PLT.019.120	PVT.019.210
22	4A	16	PVT.019.121 S	PLT.022.120	PLT.022.130	PVT.022.210
25	4	19	PVT.025.121 S	PLT.025.120	PLT.025.130	PVT.025.210
30	5	25	PVT.030.121 S	PLT.031.120	PLT.031.130	PVT.030.210
39	7	40	PST.039.122 S	PLT.039.120	PLT.039.130	-
50	8	50	PVT.050.122 S	PLK.050.120	PLK.050.130	-

## FLAT FACE/SCREW

VITE VALVOLA PIANA/ACCIAIO  
 FLAT FACE SCREW COUPLINGS/STEEL  
 FLACHDICHTENDE SCHRAUBKUPPLUNGEN/STAHL  
 COUPLEURS FACE PLANE À VISSER/ACIER

### Caratteristiche tecniche **I**

- Intercambiabilità: disegno esclusivo Dnp
- Omologazione: API 16D
- Occlusione: faccia piana
- Aggancio: a vite
- Materiale: acciaio
- Finitura: Zn-Fe (Cr III) e Zn-Ni
- Filettature: BSP - NPT - SAE
- Guarnizioni standard: miscela speciale
- Temperatura d'esercizio: -25 °C +200 °C
- Pressioni di esercizio: 350 bar
- Connessione in pressione: consentita (lato maschio o lato femmina)

### Technical data **E**

- Interchange: exclusive Dnp profile
- Approval: API 16D
- Occlusion: flat face
- Locking: screw
- Material: steel
- Finishing: Zn-Fe (Cr III) and Zn-Ni
- Threads: BSP - NPT - SAE
- Standard seals: special compound
- Working temperature: -25 °C +200 °C
- Working pressure: 350 bar
- Connection under pressure: allowed (both male or female side)

### Technische Merkmale **D**

- Austauschbarkeit: laut exclusive Dnp Zeichnung
- Zulassung: API 16D
- Verschluss: flachdichtend
- Kupplung: Schraubweise
- Werkstoff: Stahl
- Ausführung: Zn-Fe (Cr III) und Zn-Ni
- Gewinde: BSP - NPT - SAE
- Standard-Dichtungen: Sondermischung
- Betriebstemperatur: -25 °C +200 °C
- Betriebsdruck: 350 bar
- Kuppeln unter Druck: erlaubt (Steckerseite oder Muffeseite)

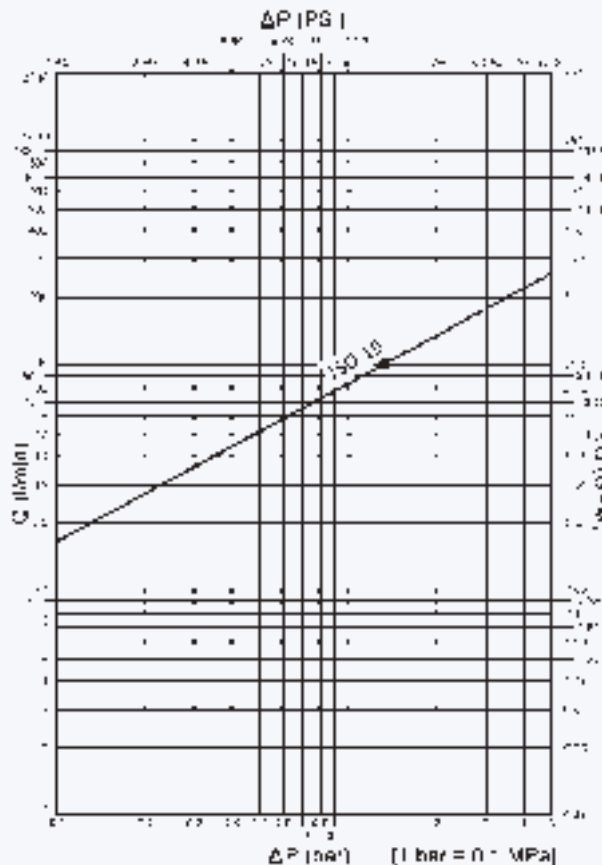
### Caracteristiques techniques **F**

- Intercambiabilité: projet exclusif Dnp
- Attestation: API 16D
- Obturation: clapet plat
- Accrochage: vissé
- Matériel: acier
- Traitement: Zn-Fe (Cr III) et Zn-Ni
- Taraudage: BSP - NPT - SAE
- Joints standard: compose spécial
- Température de service: -25 °C +200 °C
- Pression de service: 350 bar
- Connexion sous pression: possible (côté male ou femelle)

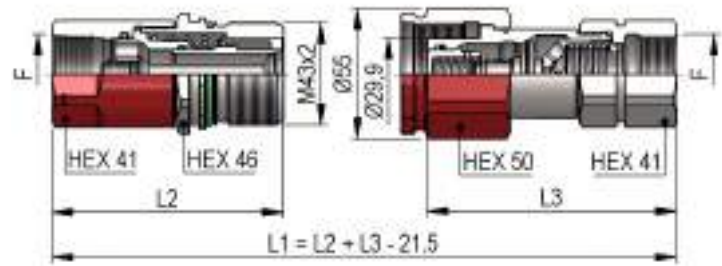


Nominal size				Max working pressure	Rated flow	Max flow rate	Min burst pressure			Fluid spillage
DNP	BG	ISO	mm				Male	Female	Coupled	
25	4	19	14.8	35 MPa	100 l/min	200 l/min	130 MPa	140 MPa	130 MPa	0.020 cc

1 MPa = 145.04 psi • 1 l = 0.264 gal

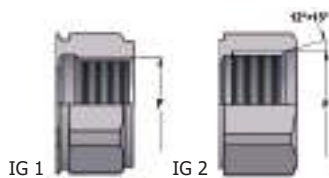


## PVT4 BOP DN25 - BG 4 - ISO 19



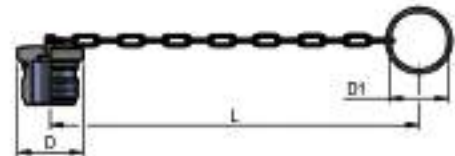
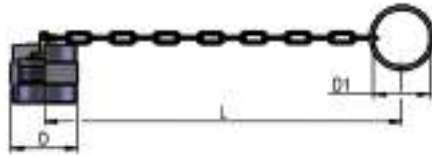
THREADS	L2	L3	F	STANDARD	FEMMINA - FEMALE - MUFFE - FEMELLE			MASCHIO - MALE - STECKER - MALE		
					COD. F	Weight (g)	Packaging (pcs.)	COD. M	Weight (g)	Packaging (pcs.)
<b>IG 1</b>	94.5	105	BSP 3/4"	DIN 3852-2-X	PVT4.2519.112 BOP	740	12	PVT4.2519.113 BOP	751	12
	94.5	105	NPT 3/4"	ANSI B1.20.3	PVT4.2519.012 BOP	745	12	PVT4.2519.013 BOP	758	12
	97.5	105	BSP 1"	DIN 3852-2-X	PVT4.2525.112 BOP	711	12	PVT4.2525.113 BOP	688	12
	97.5	105	NPT 1"	ANSI B1.20.3	PVT4.2525.012 BOP	717	12	PVT4.2525.013 BOP	700	12
<b>IG 2</b>	95	105	1"1/16-12 UN 2B	SAE J 1926-1	PVT4.2527.032 BOP	748	12	PVT4.2527.033 BOP	745	12
	95	105	1"5/16-12 UN 2B	SAE J 1926-1	PVT4.2533.032 BOP	689	12	PVT4.2533.033 BOP	687	12

THREADS

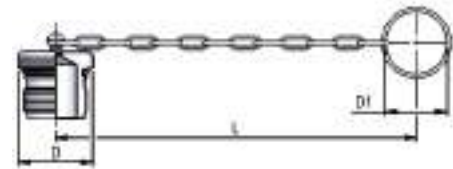
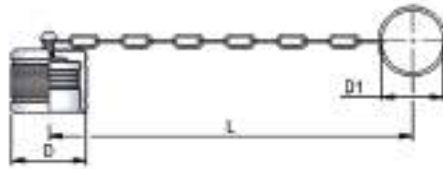


**PLASTIC CAPS**

NOMINAL SIZE		FEMALE DUST PLUG				MALE DUST CAP				COLOR	MATERIAL			
DNP	BG	ISO	COD. F	Dimensions			Weight	COD. M	Dimensions			Weight		
				D	L	D1	(g)		D	L	D1	(g)		
25	4	19	SPVT.25002	53	290	47.5	72	SPVT.25003	48	290	47.5	74		PVC


**METAL CAPS**

NOMINAL SIZE		FEMALE DUST PLUG				MALE DUST CAP				MATERIAL			
DNP	BG	ISO	COD. F	Dimensions			Weight	COD. M	Dimensions			Weight	
				D	L	D1	(g)		D	L	D1	(g)	
25	4	19	SPVT.25202	49.5	275	47.5	84	SPVT.25203	48	275	47.5	115	Aluminum



## FLAT FACE/SCREW

VITE VALVOLA PIANA/ACCIAIO INOX  
 FLAT FACE SCREW COUPLINGS/STAINLESS STEEL  
 FLACHDICHTENDE SCHRAUBKUPPLUNGEN/  
 EDELSTAHL  
 COUPLEURS FACE PLANE À VISSER/ACIER INOX

### Caratteristiche tecniche I

- Intercambiabilità: disegno esclusivo Dnp
- Omologazione: API 16D
- Occlusione: faccia piana
- Aggancio: a vite
- Materiale: interni in acciaio, parti esterne in AISI 316
- Filettature: BSP - NPT - SAE
- Guarnizioni standard: miscela speciale
- Temperatura d'esercizio: -25 °C +200 °C
- Pressioni di esercizio: 250 bar
- Connessione in pressione: consentita (lato maschio o lato femmina)

### Technical data E

- Interchange: exclusive Dnp profile
- Approval: API 16D
- Occlusion: flat face
- Locking: screw
- Material: internals in steel, externals in stainless AISI 316
- Threads: BSP - NPT - SAE
- Standard seals: special compound
- Working temperature: -25 °C +200 °C
- Working pressure: 250 bar
- Connection under pressure: allowed (both male or female side)

### Technische Merkmale D

- Austauschbarkeit: laut exclusive Dnp Zeichnung
- Zulassung: API 16D
- Verschluss: flachdichtend
- Kupplung: Schraubweise
- Werkstoff: Innenteile aus Stahl, Aussenteile aus Edelstahl AISI 316
- Gewinde: BSP - NPT - SAE
- Standard-Dichtungen: Sondermischung
- Betriebstemperatur: -25 °C +200 °C
- Betriebsdruck: 250 bar
- Kuppeln unter Druck: erlaubt (Steckerseite oder Muffeseite)

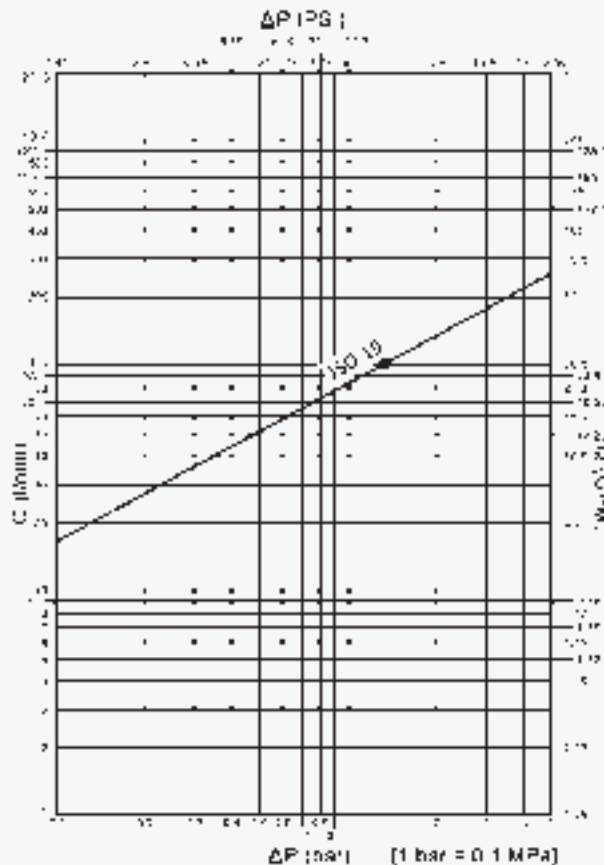
### Caracteristiques techniques F

- Intercangeabilité: projet exclusif Dnp
- Attestation: API 16D
- Obturation: clapet plat
- Accrochage: vissé
- Matériel: en acier à l'intérieur, en inox AISI 316 à l'extérieur
- Taraudage: BSP - NPT - SAE
- Joints standard: compose spécial
- Température de service: -25 °C +200 °C
- Pression de service: 250 bar
- Connexion sous pression: possible (côté male ou femelle)

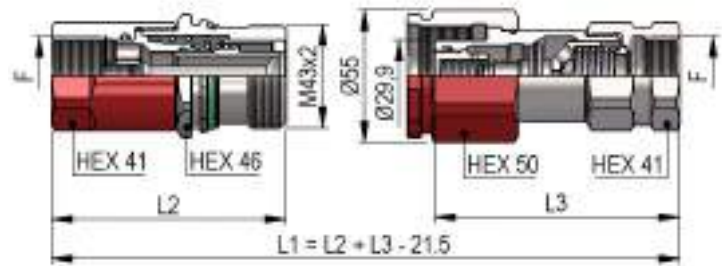


Nominal size				Max working pressure	Rated flow	Max flow rate	Min burst pressure			Fluid spillage
DNP	BG	ISO	mm				Male	Female	Coupled	
25	4	19	14.8	25 MPa	100 l/min	200 l/min	110 MPa	110 MPa	110 MPa	0.020 cc

1 MPa = 145.04 psi • 1 l = 0.264 gal

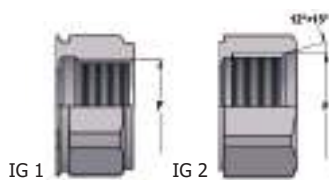


## PVTX BOP DN25 - BG 4 - ISO 19



THREADS	L2	L3	F	STANDARD	FEMMINA - FEMALE - MUFFE - FEMELLE			MASCHIO - MALE - STECKER - MALE		
					COD. F	Weight (g)	Packaging (pcs.)	COD. M	Weight (g)	Packaging (pcs.)
<b>IG 1</b>	95.5	102	BSP 3/4"	DIN 3852-2-X	PVTX.2519.112 BOP	754	12	PVTX.2519.113 BOP	751	12
	95.5	102	NPT 3/4"	ANSI B1.20.3	PVTX.2519.012 BOP	759	12	PVTX.2519.013 BOP	758	12
	97.5	102	BSP 1"	DIN 3852-2-X	PVTX.2525.112 BOP	725	12	PVTX.2525.113 BOP	693	12
	97.5	105	NPT 1"	ANSI B1.20.3	PVTX.2525.012 BOP	740	12	PVTX.2525.013 BOP	830	12
<b>IG 2</b>	95	105	1"5/16-12 UN 2B	SAE J 1926-1	PVTX.2533.032 BOP	703	12	PVTX.2533.033 BOP	687	12

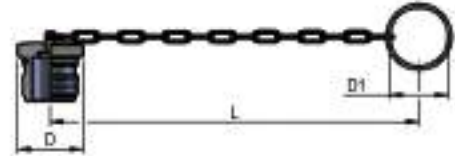
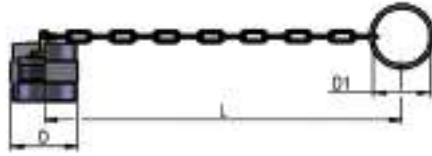
THREADS



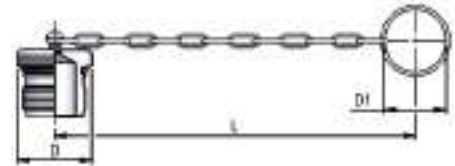
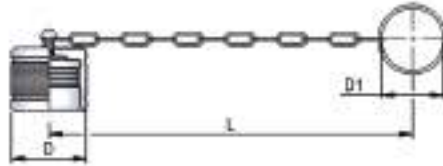


**PLASTIC CAPS**

NOMINAL SIZE			FEMALE DUST PLUG					MALE DUST CAP					COLOR	MATERIAL
DNP	BG	ISO	COD. F	Dimensions			Weight (g)	COD. M	Dimensions			Weight (g)	●	PVC
				D	L	D1			D	L	D1			
25	4	19	SPVT.25002	53	290	47.5	72	SPVT.25003	48	290	47.5	74		



**METAL CAPS**

NOMINAL SIZE			FEMALE DUST PLUG					MALE DUST CAP					MATERIAL
DNP	BG	ISO	COD. F	Dimensions			Weight (g)	COD. M	Dimensions			Weight (g)	Aluminum
				D	L	D1			D	L	D1		
25	4	19	SPVT.25202	49.5	275	47.5	84	SPVT.25203	48	275	47.5	115	



**FLAT FACE/SCREW**

VITE VALVOLA PIANA/ACCIAIO  
 FLAT FACE SCREW COUPLINGS/STEEL  
 FLACHDICHTENDE SCHRAUBKUPPLUNGEN/STAHL  
 COUPLEURS FACE PLANE À VISSER/ACIER


**Caratteristiche tecniche I**

- Intercambiabilità: Stucchi VEP
- Occlusione: faccia piana
- Aggancio: a vite
- Materiale: acciaio
- Finitura: Zn-Fe (Cr III) e Zn-Ni
- Filettature: BSP - NPT - SAE
- Guarnizioni standard: NBR e PU
- Temperatura d'esercizio: -25 °C +100 °C
- Guarnizioni opzionali: FKM, EPDM o altro
- Pressioni di esercizio: 300-450 bar
- Connessione in pressione: consentita (lato maschio o lato femmina)

**Technical data E**

- Interchange: Stucchi VEP
- Occlusion: flat face
- Locking: screw
- Material: steel
- Finishing: Zn-Fe (Cr III) and Zn-Ni
- Threads: BSP - NPT - SAE
- Standard seals: NBR and PU
- Working temperature: -25 °C +100 °C
- Optional seals: FKM, EPDM or more
- Working pressure: 300-450 bar
- Connection under pressure: allowed (both male or female side)

**Technische Merkmale D**

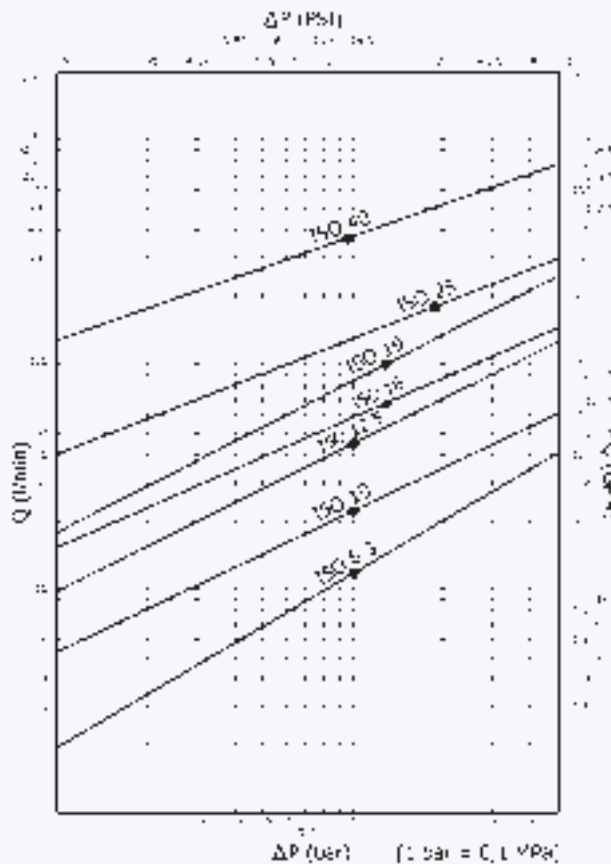
- Austauschbarkeit: Stucchi VEP
- Verschluss: flachdichtend
- Kupplung: Schraubweise
- Werkstoff: Stahl
- Ausführung: Zn-Fe (Cr III) und Zn-Ni
- Gewinde: BSP - NPT - SAE
- Standard-Dichtungen: NBR und PU
- Betriebstemperatur: -25 °C +100 °C
- Dichtungen nach Wahl: FKM, EPDM, usw.
- Betriebsdruck: 300-450 bar
- Kuppeln unter Druck: erlaubt (Steckerseite oder Muffeseite)

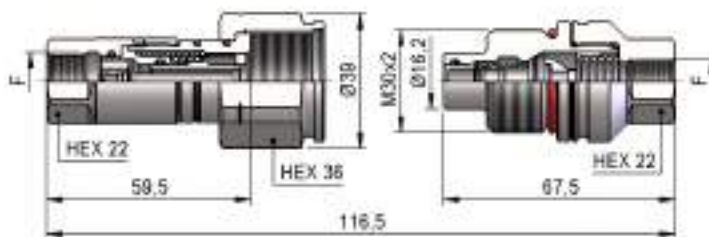
**Caracteristiques techniques F**

- Intercambiabilité: Stucchi VEP
- Obturation: clapet plat
- Accrochage: vissé
- Matériel: acier
- Traitement: Zn-Fe (Cr III) et Zn-Ni
- Taraudage: BSP - NPT - SAE
- Joints standard: NBR et PU
- Température de service: -25 °C +100 °C
- Joints facultatifs: FKM, EPDM, ect.
- Pression de service: 300-450 bar
- Connexion sous pression: possible (côté male ou femelle)

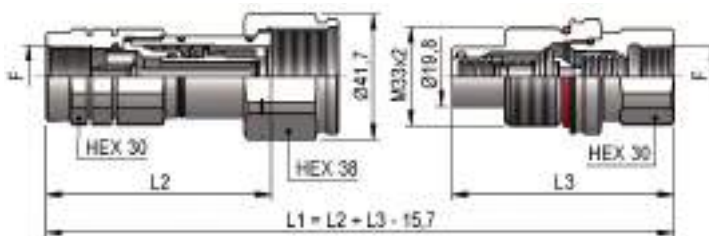
Nominal size				Max working pressure MPa	Rated flow l/min	Max flow rate l/min	Min burst pressure			Fluid spillage cc
DNP	BG	ISO	mm				Male MPa	Female MPa	Coupled MPa	
06	1	6.3	6	45	12	24	190	180	200	0.008
13	2	10	8.6	35	23	46	130	170	140	0.010
20	3	12.5	10.7	35	45	90	140	140	140	0.012
22	4A	16	12.8	35	74	150	140	140	140	0.015
25	4	19	14.8	35	100	200	140	140	140	0.020
30	5	25	17.6	35	189	280	140	140	140	0.030
39	7	40	30	30	379	700	120	120	120	0.050

1 MPa = 145.04 psi • 1 l = 0.264 gal

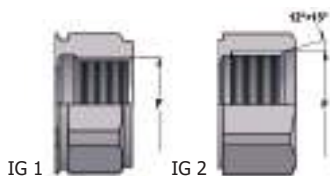


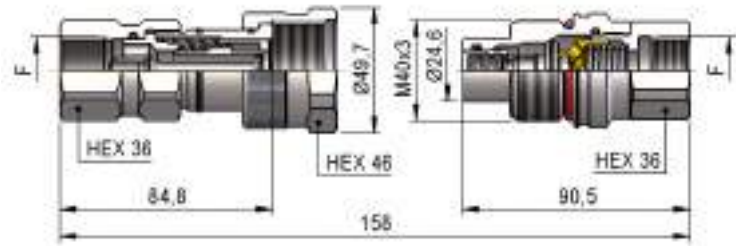
**PST4 DN06 - BG 1 - ISO 6.3**


THREADS	F	STANDARD	FEMMINA - FEMALE - MUFFE - FEMELLE			MASCHIO - MALE - STECKER - MALE		
			COD. F	Weight (g)	Packaging (pcs.)	COD. M	Weight (g)	Packaging (pcs.)
<b>IG 1</b>	BSP 1/4"	DIN 3852-2-X	PST4.0606.112	268	35	PST4.0606.113	237	45
	NPT 1/4"	ANSI B1.20.3	PST4.0606.012	269	35	PST4.0606.013	238	45
<b>IG 2</b>	9/16"-18 UNF 2B	SAE J 1926-1	PST4.0615.032	265	35	PST4.0615.033	237	45

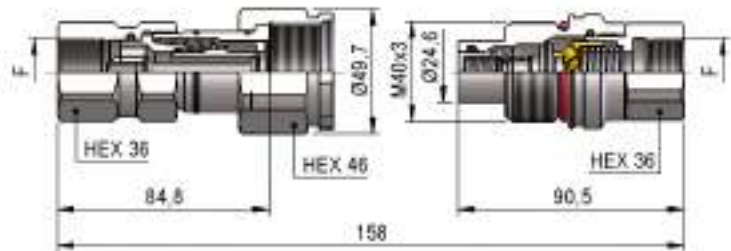
**PST4 DN13 - BG 2 - ISO 10**


THREADS	L2	L3	F	STANDARD	FEMMINA - FEMALE - MUFFE - FEMELLE			MASCHIO - MALE - STECKER - MALE		
					COD. F	Weight (g)	Packaging (pcs.)	COD. M	Weight (g)	Packaging (pcs.)
<b>IG 1</b>	75.1	74	BSP 3/8"	DIN 3852-2-X	PST4.1310.112	381	33	PST4.1310.113	298	35
	75.1	77.5	NPT 3/8"	ANSI B1.20.3	PST4.1310.012	383	33	PST4.1310.013	314	35
	75.1	74	BSP 1/2"	DIN 3852-2-X	PST4.1313.112	366	33	PST4.1313.113	284	35
	75.1	78	NPT 1/2"	ANSI B1.20.3	PST4.1313.012	369	33	PST4.1313.013	301	35
<b>IG 2</b>	73.6	75	9/16"-18 UNF 2B	SAE J 1926-1	PST4.1315.032	380	33	PST4.1315.033	309	35
	75.1	75	3/4"-16 UNF 2B	SAE J 1926-1	PST4.1319.032	373	33	PST4.1319.033	293	35

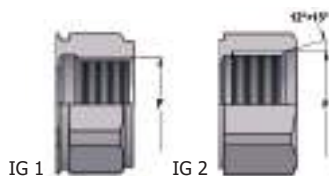
**THREADS**


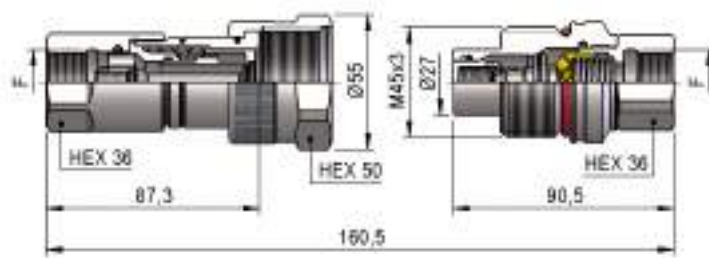
**PST4 DN20 - BG 3 - ISO 12.5 (T)**


THREADS	F	STANDARD	FEMMINA - FEMALE - MUFFE - FEMELLE			MASCHIO - MALE - STECKER - MALE		
			COD. F	Weight (g)	Packaging (pcs.)	COD. M	Weight (g)	Packaging (pcs.)
<b>IG 1</b>	BSP 1/2"	DIN 3852-2-X	PST4.2013.112 T	619	25	PST4.2013.113	541	28
	NPT 1/2"	ANSI B1.20.3	PST4.2013.012 T	624	25	PST4.2013.013	542	28
	BSP 3/4"	DIN 3852-2-X	PST4.2019.112 T	586	25	PST4.2019.113	503	28
	NPT 3/4"	ANSI B1.20.3	PST4.2019.012 T	594	25	PST4.2019.013	510	28
<b>IG 2</b>	3/4"-16 UNF 2B	SAE J 1926-1	PST4.2019.032 T	625	25	PST4.2019.033	544	28
	1"1/16-12 UN 2B	SAE J 1926-1	PST4.2027.032 T	580	25	PST4.2027.033	498	28

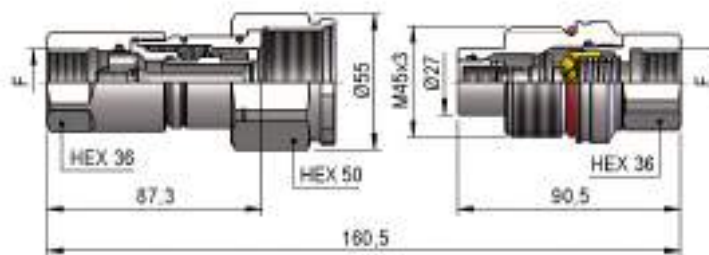
**PST4 DN20 - BG 3 - ISO 12.5 (E)**


THREADS	F	STANDARD	FEMMINA - FEMALE - MUFFE - FEMELLE			MASCHIO - MALE - STECKER - MALE		
			COD. F	Weight (g)	Packaging (pcs.)	COD. M	Weight (g)	Packaging (pcs.)
<b>IG 1</b>	BSP 1/2"	DIN 3852-2-X	PST4.2013.112	655	25	PST4.2013.113	541	28
	NPT 1/2"	ANSI B1.20.3	PST4.2013.012	659	25	PST4.2013.013	542	28
	BSP 3/4"	DIN 3852-2-X	PST4.2019.112	622	25	PST4.2019.113	503	28
	NPT 3/4"	ANSI B1.20.3	PST4.2019.012	630	25	PST4.2019.013	510	28
<b>IG 2</b>	3/4"-16 UNF 2B	SAE J 1926-1	PST4.2019.032	661	25	PST4.2019.033	544	28
	1"1/16-12 UN 2B	SAE J 1926-1	PST4.2027.032	616	25	PST4.2027.033	498	28

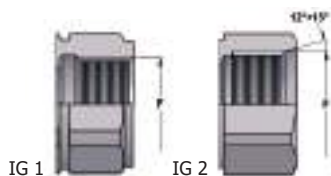
**THREADS**


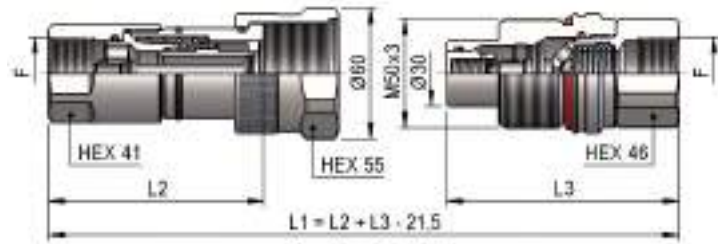
**PST4 DN22 - BG 4A - ISO 16 (T)**


THREADS	F	STANDARD	FEMMINA - FEMALE - MUFFE - FEMELLE			MASCHIO - MALE - STECKER - MALE		
			COD. F	Weight (g)	Packaging (pcs.)	COD. M	Weight (g)	Packaging (pcs.)
<b>IG 1</b>	BSP 3/4"	DIN 3852-2-X	PST4.2219.112 T	706	20	PST4.2219.113	593	20
	NPT 3/4"	ANSI B1.20.3	PST4.2219.012 T	714	20	PST4.2219.013	599	20
<b>IG 2</b>	1"1/16-12 UN 2B	SAE J 1926-1	PST4.2227.032 T	700	20	PST4.2227.033	588	20

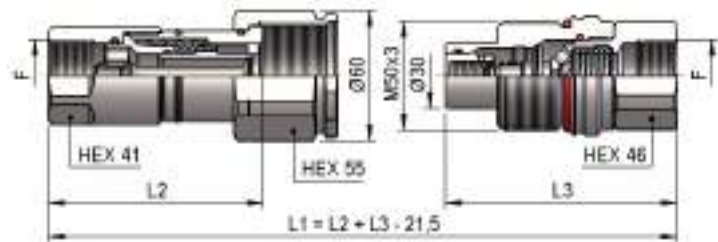
**PST4 DN22 - BG 4A - ISO 16 (E)**


THREADS	F	STANDARD	FEMMINA - FEMALE - MUFFE - FEMELLE			MASCHIO - MALE - STECKER - MALE		
			COD. F	Weight (g)	Packaging (pcs.)	COD. M	Weight (g)	Packaging (pcs.)
<b>IG 1</b>	BSP 3/4"	DIN 3852-2-X	PST4.2219.112	750	20	PST4.2219.113	593	20
	NPT 3/4"	ANSI B1.20.3	PST4.2219.012	758	20	PST4.2219.013	599	20
<b>IG 2</b>	1"1/16-12 UN 2B	SAE J 1926-1	PST4.2227.032	743	20	PST4.2227.033	588	20

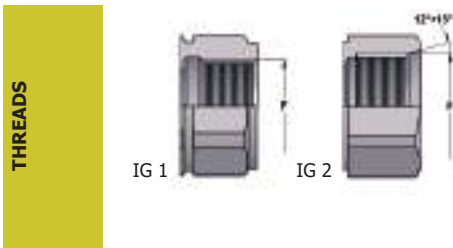
**THREADS**


**PST4 DN25 - BG 4 - ISO 19 (T)**


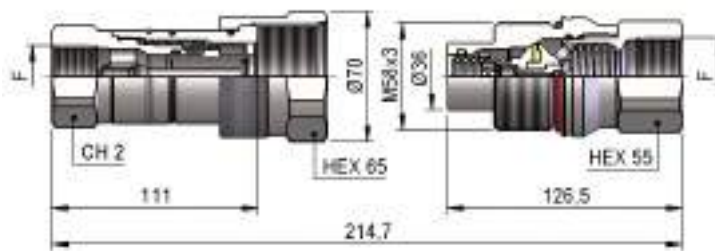
THREADS	L2	L3	F	STANDARD	FEMMINA - FEMALE - MUFFE - FEMELLE			MASCHIO - MALE - STECKER - MALE		
					COD. F	Weight (g)	Packaging (pcs.)	COD. M	Weight (g)	Packaging (pcs.)
<b>IG 1</b>	96	103	BSP 3/4"	DIN 3852-2-X	PST4.2519.112 T	967	18	PST4.2519.113	980	18
	96	104	NPT 3/4"	ANSI B1.20.3	PST4.2519.012 T	972	18	PST4.2519.013	987	18
	99	107	BSP 1"	DIN 3852-2-X	PST4.2525.112 T	938	18	PST4.2525.113	922	18
	99	107	NPT 1"	ANSI B1.20.3	PST4.2525.012 T	944	18	PST4.2525.013	932	18
<b>IG 2</b>	96.5	104	1"1/16-12 UN 2B	SAE J 1926-1	PST4.2527.032 T	975	18	PST4.2527.033	955	18
	96.5	105	1"5/16-12 UN 2B	SAE J 1926-1	PST4.2533.032 T	916	18	PST4.2533.033	897	18

**PST4 DN25 - BG 4 - ISO 19 (E)**


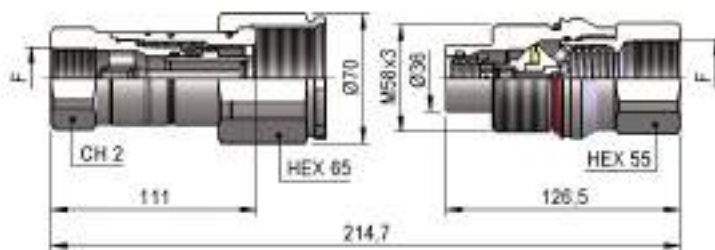
THREADS	L2	L3	F	STANDARD	FEMMINA - FEMALE - MUFFE - FEMELLE			MASCHIO - MALE - STECKER - MALE		
					COD. F	Weight (g)	Packaging (pcs.)	COD. M	Weight (g)	Packaging (pcs.)
<b>IG 1</b>	96	103	BSP 3/4"	DIN 3852-2-X	PST4.2519.112	1026	18	PST4.2519.113	980	18
	96	104	NPT 3/4"	ANSI B1.20.3	PST4.2519.012	1031	18	PST4.2519.013	987	18
	99	107	BSP 1"	DIN 3852-2-X	PST4.2525.112	997	18	PST4.2525.113	922	18
	99	107	NPT 1"	ANSI B1.20.3	PST4.2525.012	1003	18	PST4.2525.013	932	18
<b>IG 2</b>	96.5	104	1"1/16-12 UN 2B	SAE J 1926-1	PST4.2527.032	1034	18	PST4.2527.033	955	18
	96.5	105	1"5/16-12 UN 2B	SAE J 1926-1	PST4.2533.032	975	18	PST4.2533.033	897	18



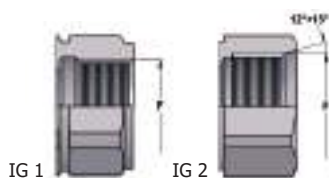


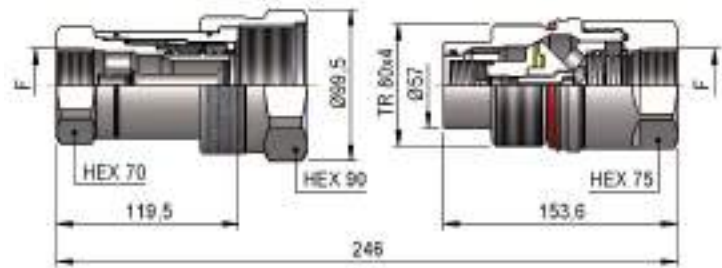
**PST4 DN30 - BG 5 - ISO 25 (T)**


THREADS	CH2	F	STANDARD	FEMMINA - FEMALE - MUFFE - FEMELLE			MASCHIO - MALE - STECKER - MALE		
				COD. F	Weight (g)	Packaging (pcs.)	COD. M	Weight (g)	Packaging (pcs.)
<b>IG 1</b>	50	BSP 1"	DIN 3852-2-X	PST4.3025.112 T	1618	12	PST4.3025.113	1656	13
	50	NPT 1"	ANSI B1.20.3	PST4.3025.012 T	1641	12	PST4.3025.013	1662	13
	55	BSP 1"¼	DIN 3852-2-X	PST4.3031.112 T	1620	12	PST4.3031.113	1519	13
	55	NPT 1"¼	ANSI B1.20.3	PST4.3031.012 T	1634	12	PST4.3031.013	1540	13
<b>IG 2</b>	50	1"5/16-12 UN 2B	SAE J 1926-1	PST4.3033.032 T	1617	12	PST4.3033.033	1645	13
	55	1"5/8-12 UN 2B	SAE J 1926-1	PST4.3041.032 T	1622	12	PST4.3041.033	1549	13

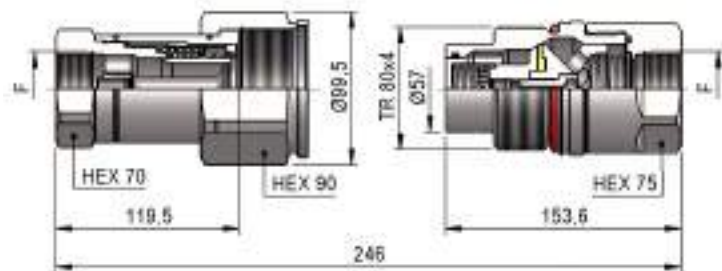
**PST4 DN30 - BG 5 - ISO 25 (E)**


THREADS	CH2	F	STANDARD	FEMMINA - FEMALE - MUFFE - FEMELLE			MASCHIO - MALE - STECKER - MALE		
				COD. F	Weight (g)	Packaging (pcs.)	COD. M	Weight (g)	Packaging (pcs.)
<b>IG 1</b>	50	BSP 1"	DIN 3852-2-X	PST4.3025.112	1700	12	PST4.3025.113	1656	13
	50	NPT 1"	ANSI B1.20.3	PST4.3025.012	1722	12	PST4.3025.013	1662	13
	55	BSP 1"¼	DIN 3852-2-X	PST4.3031.112	1700	12	PST4.3031.113	1519	13
	55	NPT 1"¼	ANSI B1.20.3	PST4.3031.012	1715	12	PST4.3031.013	1540	13
<b>IG 2</b>	50	1"5/16-12 UN 2B	SAE J 1926-1	PST4.3033.032	1698	12	PST4.3033.033	1645	13
	55	1"5/8-12 UN 2B	SAE J 1926-1	PST4.3041.032	1703	12	PST4.3041.033	1549	13

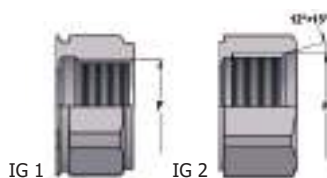
**THREADS**


**PST4 DN39 - BG 7 - ISO 40 (T)**


THREADS	F	STANDARD	FEMMINA - FEMALE - MUFFE - FEMELLE			MASCHIO - MALE - STECKER - MALE		
			COD. F	Weight (g)	Packaging (pcs.)	COD. M	Weight (g)	Packaging (pcs.)
<b>IG 1</b>	BSP 1"¼	DIN 3852-2-X	PST4.3931.112 T	3328	6	PST4.3931.113	3822	6
	NPT 1"¼	ANSI B1.20.3	PST4.3931.012 T	3346	6	PST4.3931.013	3840	6
	BSP 1"½	DIN 3852-2-X	PST4.3939.112 T	3256	6	PST4.3939.113	3750	6
	NPT 1"½	ANSI B1.20.3	PST4.3939.012 T	3271	6	PST4.3939.013	3767	6
<b>IG 2</b>	1"5/8-12 UN 2B	SAE J 1926-1	PST4.3941.032 T	3326	6	PST4.3941.033	3820	6
	1"7/8-12 UN 2B	SAE J 1926-1	PST4.3947.032 T	3246	6	PST4.3947.033	3728	6

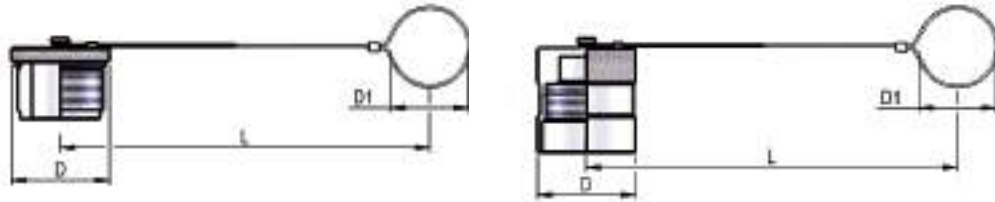
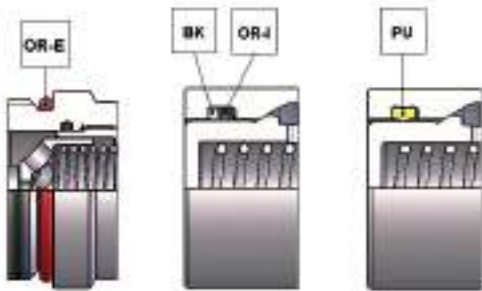
**PST4 DN39 - BG 7 - ISO 40 (E)**


THREADS	F	STANDARD	FEMMINA - FEMALE - MUFFE - FEMELLE			MASCHIO - MALE - STECKER - MALE		
			COD. F	Weight (g)	Packaging (pcs.)	COD. M	Weight (g)	Packaging (pcs.)
<b>IG 1</b>	BSP 1"¼	DIN 3852-2-X	PST4.3931.112	3572	6	PST4.3931.113	3822	6
	NPT 1"¼	ANSI B1.20.3	PST4.3931.012	3590	6	PST4.3931.013	3840	6
	BSP 1"½	DIN 3852-2-X	PST4.3939.112	3500	6	PST4.3939.113	3750	6
	NPT 1"½	ANSI B1.20.3	PST4.3939.012	3515	6	PST4.3939.013	3767	6
<b>IG 2</b>	1"5/8-12 UN 2B	SAE J 1926-1	PST4.3941.032	3570	6	PST4.3941.033	3820	6
	1"7/8-12 UN 2B	SAE J 1926-1	PST4.3947.032	3490	6	PST4.3947.033	3728	6

**THREADS**


**METAL CAPS**

NOMINAL SIZE			FEMALE DUST PLUG				MALE DUST CAP				MATERIAL		
DNP	BG	ISO	COD. F	Dimensions			Weight	COD. M	Dimensions			Weight	
				D	L	D1	(g)		D	L	D1	(g)	
06	1	6.3	SPST.06202	35	150	25	46	SPST.06203	35	150	25	46	Aluminum
13	2	10	SPST.13202	38	150	25	52	SPST.13203	38	150	25	65	Aluminum
20	3	12.5	SPST.20202	45	215	30	75	SPST.20203	45	215	30	90	Aluminum
22	4A	16	SPST.22202	50	215	30	102	SPST.22203	50	215	30	109	Aluminum
25	4	19	SPST.25202	55	230	30	147	SPST.25203	55	230	30	155	Aluminum
30	5	25	SPST.30202	65	350	45	214	SPST.30203	65	350	45	225	Aluminum
39	7	40	SPST.39202	90	380	50	400	SPST.39203	90	380	50	509	Aluminum


**SPARE PARTS**


NOMINAL SIZE			MALE GASKET	MALE GASKET	MALE GASKET	
DNP	BG	ISO	OR-E (SILICONE)	OR-I (NBR)	BK (PTFE)	PU (POLYURETHANE)
06	1	6.3	PLT.319.031 S	PLT.006.120	PLT.006.130	-
13	2	10	PAV.019.120 S	PLT.013.120	PLT.013.130	PLK.013.210
20	3	12.5	PGR.025.120 S	PLT.019.120	PLT.019.130	PVT.019.210
22	4A	16	PBV.025.120 S	PLT.022.120	PLT.022.130	PVT.022.210
25	4	19	PAV.030.120 S	PLT.025.120	PLT.025.130	PVT.025.210
30	5	25	PDV.039.120 S	PLT.031.120	PLT.031.130	PVT.030.210
39	7	40	PST.039.122 S	PLT.039.120	PLT.039.130	-

## FLAT FACE/SCREW

VITE VALVOLA PIANA/SICURA  
 FLAT FACE SCREW COUPLINGS/PIN LOCK  
 FLACHDICHTENDE SCHRAUBKUPPLUNGEN/SPLINT  
 COUPLEURS FACE PLANE À VISSER/GOUPILLE

### Caratteristiche tecniche **I**

- Intercambiabilità: Stucchi VEP
- Occlusione: faccia piana
- Aggancio: a vite con sicura
- Materiale: acciaio
- Finitura: Zn-Fe (Cr III) e Zn-Ni
- Filettature: BSP - NPT - SAE
- Guarnizioni standard: NBR e PU
- Temperatura d'esercizio: -25 °C +100 °C
- Guarnizioni opzionali: FKM, EPDM o altro
- Pressioni di esercizio: 300-350 bar
- Connessione in pressione: consentita (lato maschio o lato femmina)

### Technical data **E**

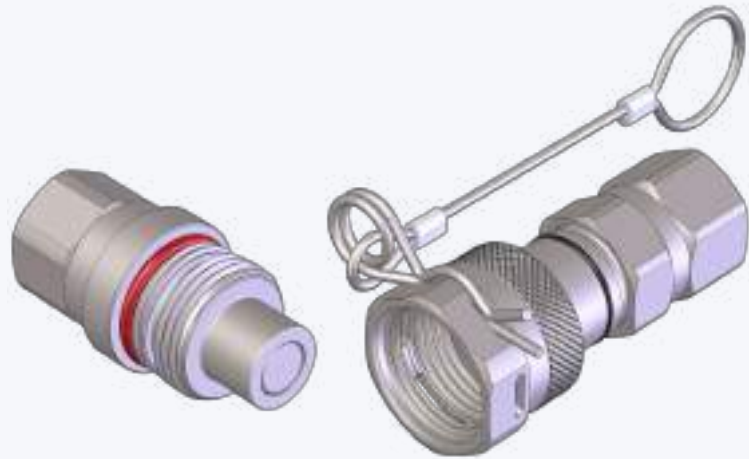
- Interchange: Stucchi VEP
- Occlusion: flat face
- Locking: screw with pin lock
- Material: steel
- Finishing: Zn-Fe (Cr III) and Zn-Ni
- Threads: BSP - NPT - SAE
- Standard seals: NBR and PU
- Working temperature: -25 °C +100 °C
- Optional seals: FKM, EPDM or more
- Working pressure: 300-350 bar
- Connection under pressure: allowed (both male or female side)

### Technische Merkmale **D**

- Austauschbarkeit: Stucchi VEP
- Verschluss: flachdichtend
- Kupplung: Schraubweise mit splint
- Werkstoff: Stahl
- Ausführung: Zn-Fe (Cr III) und Zn-Ni
- Gewinde: BSP - NPT - SAE
- Standard-Dichtungen: NBR und PU
- Betriebstemperatur: -25 °C +100 °C
- Dichtungen nach Wahl: FKM, EPDM, usw.
- Betriebsdruck: 300-350 bar
- Kuppeln unter Druck: erlaubt (Steckerseite oder Muffeseite)

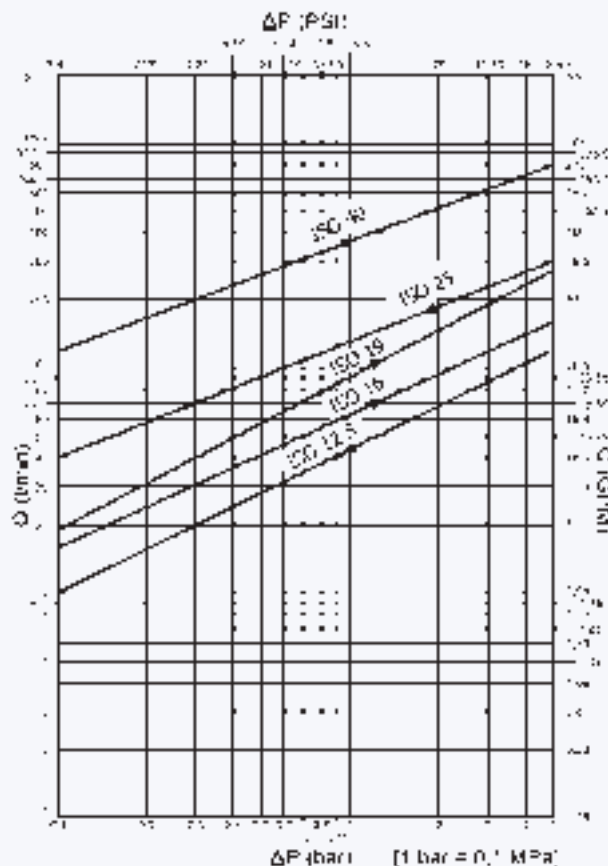
### Caracteristiques techniques **F**

- Intercambiabilité: Stucchi VEP
- Obturation: clapet plat
- Accrochage: a vissé avec goupille
- Matériel: acier
- Traitement: Zn-Fe (Cr III) et Zn-Ni
- Taraudage: BSP - NPT - SAE
- Joints standard: NBR et PU
- Température de service: -25 °C +100 °C
- Joints facultatifs: FKM, EPDM, ect.
- Pression de service: 300-350 bar
- Connexion sous pression: possible (côté male ou femelle)

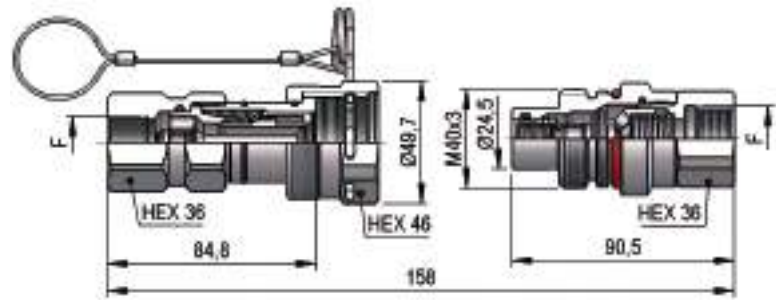


Nominal size				Max working pressure	Rated flow	Max flow rate	Min burst pressure			Fluid spillage
DNP	BG	ISO	mm				Male	Female	Coupled	
20	3	12.5	10.7	35	45	90	140	140	140	0.012
22	4A	16	12.8	35	74	150	140	140	140	0.015
25	4	19	14.8	35	100	200	140	140	140	0.020
30	5	25	17.6	35	189	280	140	140	140	0.030
39	7	40	30	30	379	700	120	120	120	0.050

1 MPa = 145.04 psi • 1 l = 0.264 gal

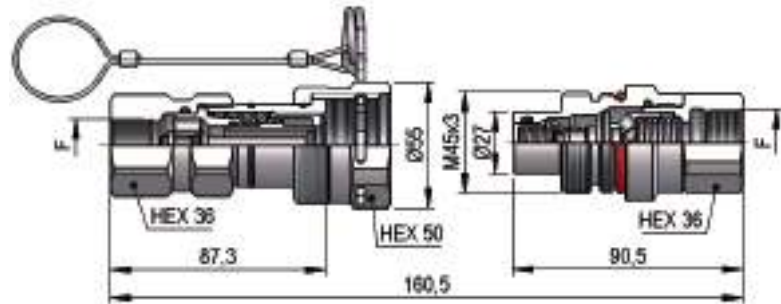


## PST4 CS DN20 - BG 3 - ISO 12.5



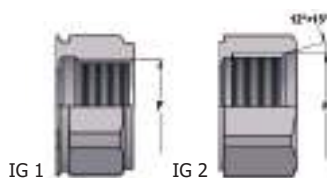
THREADS	F	STANDARD	FEMMINA - FEMALE - MUFFE - FEMELLE			MASCHIO - MALE - STECKER - MALE		
			COD. F	Weight (g)	Packaging (pcs.)	COD. M	Weight (g)	Packaging (pcs.)
IG 1	BSP 1/2"	DIN 3852-2-X	PST4.2013.112 CS	655	25	PST4.2013.113 CS	541	28
	NPT 1/2"	ANSI B1.20.3	PST4.2013.012 CS	659	25	PST4.2013.013 CS	542	28
	BSP 3/4"	DIN 3852-2-X	PST4.2019.112 CS	622	25	PST4.2019.113 CS	503	28
	NPT 3/4"	ANSI B1.20.3	PST4.2019.012 CS	630	25	PST4.2019.013 CS	510	28
IG 2	3/4"-16 UNF 2B	SAE J 1926-1	PST4.2019.032 CS	625	25	PST4.2019.033 CS	544	28
	1"1/16-12 UN 2B	SAE J 1926-1	PST4.2027.032 CS	580	25	PST4.2027.033 CS	498	28

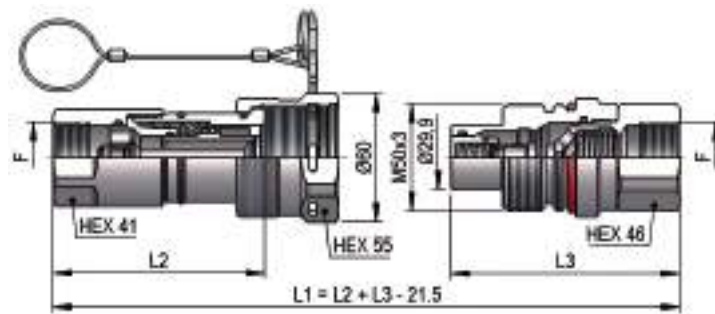
## PST4 CS DN22 - BG 4A - ISO 16



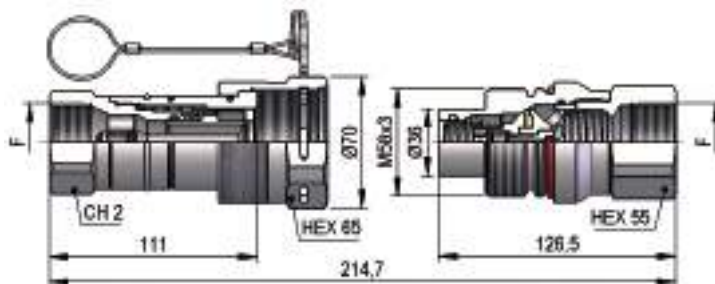
THREADS	F	STANDARD	FEMMINA - FEMALE - MUFFE - FEMELLE			MASCHIO - MALE - STECKER - MALE		
			COD. F	Weight (g)	Packaging (pcs.)	COD. M	Weight (g)	Packaging (pcs.)
IG 1	BSP 3/4"	DIN 3852-2-X	PST4.2219.112 CS	715	20	PST4.2219.113 CS	575	20
	NPT 3/4"	ANSI B1.20.3	PST4.2219.012 CS	723	20	PST4.2219.013 CS	582	20
IG 2	1"1/16-12 UN 2B	SAE J 1926-1	PST4.2227.032 CS	709	20	PST4.2227.033 CS	570	20

THREADS

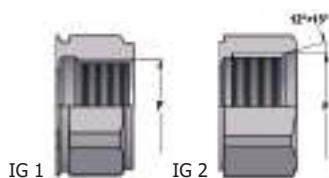


**PST4 CS DN25 - BG 3 - ISO 12.5**


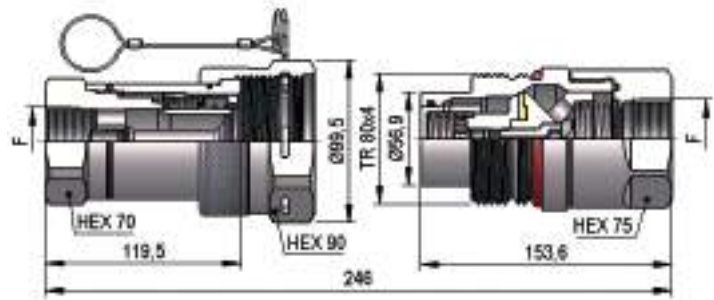
THREADS	L2	L3	F	STANDARD	FEMMINA - FEMALE - MUFFE - FEMELLE			MASCHIO - MALE - STECKER - MALE		
					COD. F	Weight (g)	Packaging (pcs.)	COD. M	Weight (g)	Packaging (pcs.)
<b>IG 1</b>	96	103	BSP 3/4"	DIN 3852-2-X	PST4.2519.112 CS	971	18	PST4.2519.113 CS	926	18
	96	104	NPT 3/4"	ANSI B1.20.3	PST4.2519.012 CS	977	18	PST4.2519.013 CS	932	18
	99	107	BSP 1"	DIN 3852-2-X	PST4.2525.112 CS	943	18	PST4.2525.113 CS	898	18
	99	107	NPT 1"	ANSI B1.20.3	PST4.2525.012 CS	949	18	PST4.2525.013 CS	908	18
<b>IG 2</b>	96.5	104	1"1/16-12 UN 2B	SAE J 1926-1	PST4.2527.032 CS	980	18	PST4.2527.033 CS	932	18
	96.5	105	1"5/16-12 UN 2B	SAE J 1926-1	PST4.2533.032 CS	921	18	PST4.2533.033 CS	873	18

**PST4 CS DN30 - BG 5 - ISO 25**


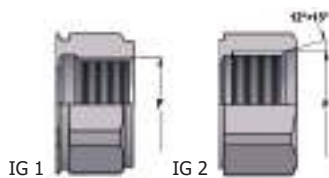
THREADS	CH2	F	STANDARD	FEMMINA - FEMALE - MUFFE - FEMELLE			MASCHIO - MALE - STECKER - MALE		
				COD. F	Weight (g)	Packaging (pcs.)	COD. M	Weight (g)	Packaging (pcs.)
<b>IG 1</b>	50	BSP 1"	DIN 3852-2-X	PST4.3025.112 CS	1700	12	PST4.3025.113 CS	1656	13
	50	NPT 1"	ANSI B1.20.3	PST4.3025.012 CS	1722	12	PST4.3025.013 CS	1662	13
	55	BSP 1"1/4	DIN 3852-2-X	PST4.3031.112 CS	1700	12	PST4.3031.113 CS	1519	13
	55	NPT 1"1/4	ANSI B1.20.3	PST4.3031.012 CS	1715	12	PST4.3031.013 CS	1540	13
<b>IG 2</b>	50	1"5/16-12 UN 2B	SAE J 1926-1	PST4.3033.032 CS	1698	12	PST4.3033.033 CS	1645	13
	55	1"5/8-12 UN 2B	SAE J 1926-1	PST4.3041.032 CS	1703	12	PST4.3041.033 CS	1549	13

**THREADS**




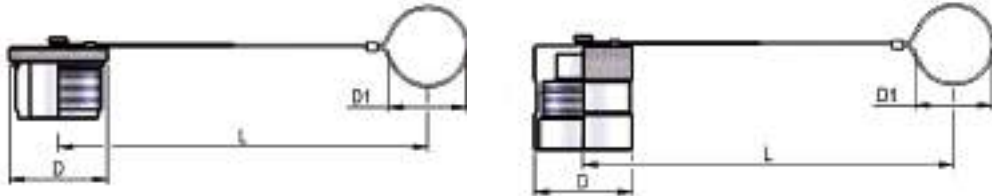
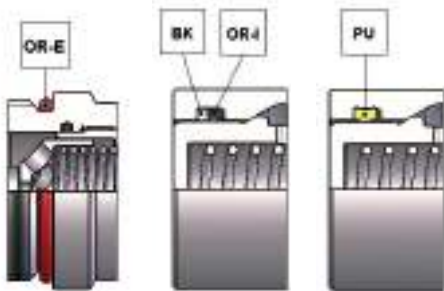
**PST4 CS DN39 - BG 7 - ISO 40**


THREADS	F	STANDARD	FEMMINA - FEMALE - MUFFE - FEMELLE			MASCHIO - MALE - STECKER - MALE		
			COD. F	Weight (g)	Packaging (pcs.)	COD. M	Weight (g)	Packaging (pcs.)
<b>IG 1</b>	BSP 1"½	DIN 3852-2-X	PST4.3939.112 CS	3250	6	PST4.3939.113 CS	3721	6
	NPT 1"½	ANSI B1.20.3	PST4.3939.012 CS	3265	6	PST4.3939.013 CS	3738	6
<b>IG 2</b>	1"5/8-12 UN 2B	SAE J 1926-1	PST4.3941.032 CS	3320	6	PST4.3941.033 CS	3790	6
	1"7/8-12 UN 2B	SAE J 1926-1	PST4.3947.032 CS	3240	6	PST4.3947.033 CS	3700	6

**THREADS**


**METAL CAPS**

NOMINAL SIZE			FEMALE DUST PLUG					MALE DUST CAP					MATERIAL
DNP	BG	ISO	COD. F	Dimensions			Weight	COD. M	Dimensions			Weight	
				D	L	D1	(g)		D	L	D1	(g)	
20	3	12.5	SPST.20202	45	215	30	75	SPST.20203	45	215	30	90	Aluminum
22	4A	16	SPST.22202	50	215	30	102	SPST.22203	50	215	30	109	Aluminum
25	4	19	SPST.25202	55	230	30	147	SPST.25203	55	230	30	155	Aluminum
30	5	25	SPST.30202	65	350	45	214	SPST.30203	65	350	45	225	Aluminum
39	7	40	SPST.39202	90	380	50	400	SPST.39203	90	380	50	509	Aluminum


**SPARE PARTS**


NOMINAL SIZE			MALE GASKET		MALE GASKET		MALE GASKET
DNP	BG	ISO	OR-E (SILICONE)	OR-I (NBR)	BK (PTFE)	PU (POLYURETHANE)	
20	3	12.5	PGR.025.120 S	PLT.019.120	PLT.019.130	PVT.019.210	
22	4A	16	PBV.025.120 S	PLT.022.120	PLT.022.130	PVT.022.210	
25	4	19	PAV.030.120 S	PLT.025.120	PLT.025.130	PVT.025.210	
30	5	25	PDV.039.120 S	PLT.031.120	PLT.031.130	PVT.030.210	
39	7	40	PST.039.122 S	PLT.039.120	PLT.039.130	-	

**FLAT FACE/SCREW**

VITE VALVOLA PIANA FLANGIATO  
 FLANGED FLAT FACE SCREW COUPLINGS  
 GEFLANSCHTE FLACHDICHTENDE  
 SCHRAUBKUPPLUNGEN  
 COUPLEURS FACE PLANE À VISSER BRIDÉS

**Caratteristiche tecniche I**

- Intercambiabilità: Stucchi VEP
- Occlusione: faccia piana
- Aggancio: a vite
- Materiale: acciaio
- Finitura: Zn-Fe (Cr III) e Zn-Ni
- Connessione: Flange SAE 6000
- Guarnizioni standard: NBR e PU
- Temperatura d'esercizio: -25 °C +100 °C
- Guarnizioni opzionali: FKM, EPDM o altro
- Pressioni di esercizio: 300-350 bar
- Connessione in pressione: consentita (lato maschio o lato femmina)

**Technical data E**

- Interchange: Stucchi VEP
- Occlusion: flat face
- Locking: screw
- Material: steel
- Finishing: Zn-Fe (Cr III) and Zn-Ni
- Connection: SAE 6000 flanges
- Standard seals: NBR and PU
- Working temperature: -25 °C +100 °C
- Optional seals: FKM, EPDM or more
- Working pressure: 300-350 bar
- Connection under pressure: allowed (both male or female side)

**Technische Merkmale D**

- Austauschbarkeit: Stucchi VEP
- Verschluss: flachdichtend
- Kupplung: Schraubweise
- Werkstoff: Stahl
- Ausführung: Zn-Fe (Cr III) und Zn-Ni
- Anschluss: SAE 6000-Flansche
- Standard-Dichtungen: NBR und PU
- Betriebstemperatur: -25 °C +100 °C
- Dichtungen nach Wahl: FKM, EPDM, usw.
- Betriebsdruck: 300-350 bar
- Kuppeln unter Druck: erlaubt (Steckerseite oder Muffenseite)

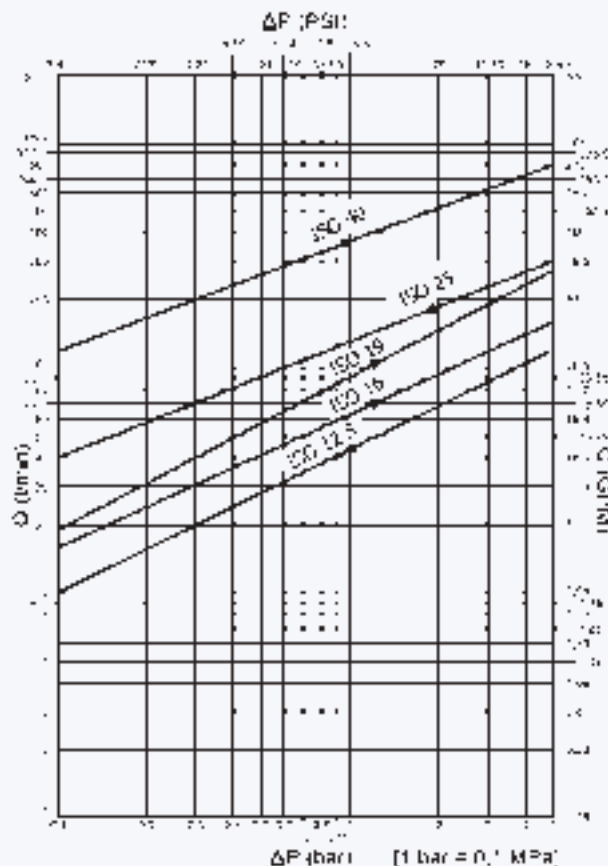
**Caracteristiques techniques F**

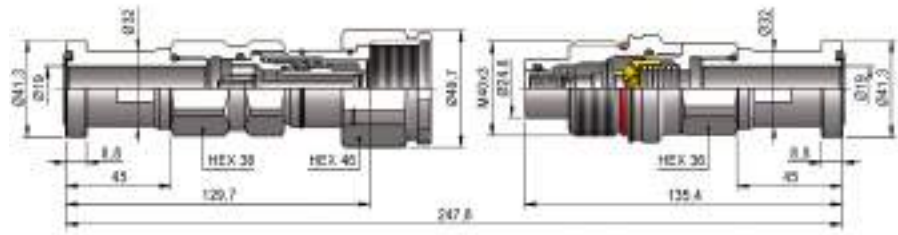
- Intercambiabilité: Stucchi VEP
- Obturation: clapet plat
- Accrochage: vissé
- Matériel: acier
- Traitement: Zn-Fe (Cr III) et Zn-Ni
- Connexion: SAE 6000 brides
- Joints standard: NBR et PU
- Température de service: -25 °C +100 °C
- Joints facultatifs: FKM, EPDM, ect.
- Pression de service: 300-350 bar
- Connexion sous pression: possible (côté male ou femelle)



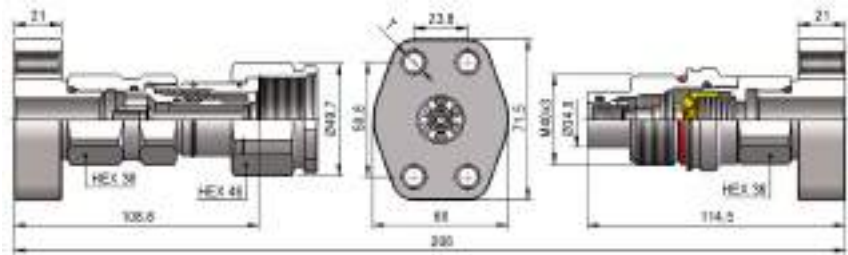
Nominal size				Max working pressure	Rated flow	Max flow rate	Min burst pressure			Fluid spillage
DNP	BG	ISO	mm				Male	Female	Coupled	
20	3	12.5	10.7	35	45	90	140	140	140	0.012
22	4A	16	12.8	35	74	150	140	140	140	0.015
25	4	19	14.8	35	100	200	140	140	140	0.020
30	5	25	17.6	35	189	280	140	140	140	0.030
39	7	40	30	30	379	700	120	120	120	0.050

1 MPa = 145.04 psi • 1 l = 0.264 gal

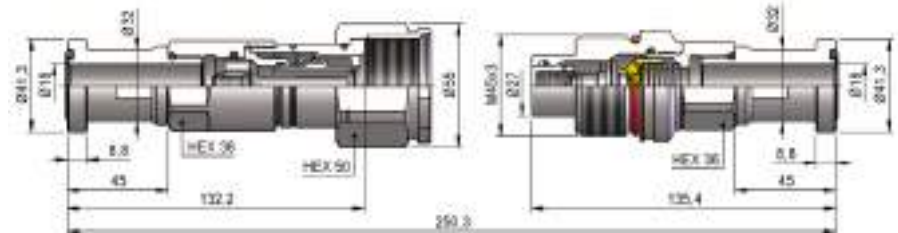


**PSTF DN20 - BG 3 - ISO 12.5**


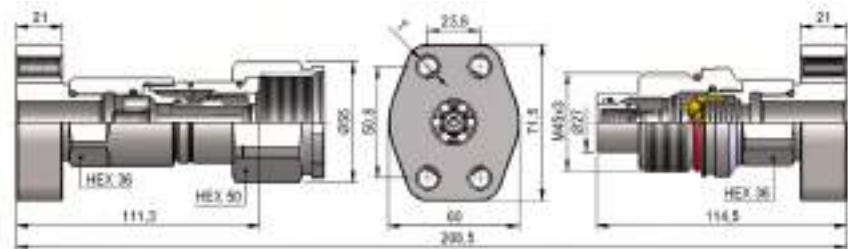
SIZE	STANDARD	FEMMINA - FEMALE - MUFFE - FEMELLE			MASCIO - MALE - STECKER - MALE		
		COD. F	Weight (g)	Packaging (pcs.)	COD. M	Weight (g)	Packaging (pcs.)
3/4"	SAE J518	PSTF.2027.802	830	14	PSTF.2027.803	750	14



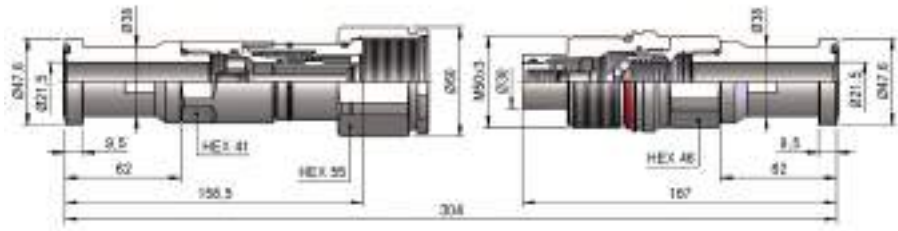
T	SIZE	STANDARD	FEMMINA - FEMALE - MUFFE - FEMELLE			MASCIO - MALE - STECKER - MALE		
			COD. F	Weight (g)	Packaging (pcs.)	COD. M	Weight (g)	Packaging (pcs.)
M10	3/4"	SAE J518	PSTF.2027.812	1085	8	PSTF.2027.813	1000	8
3/8"-16 UNC	3/4"	SAE J518	PSTF.2027.822	1085	8	PSTF.2027.823	1000	8

**PSTF DN22 - BG 4A - ISO 16**


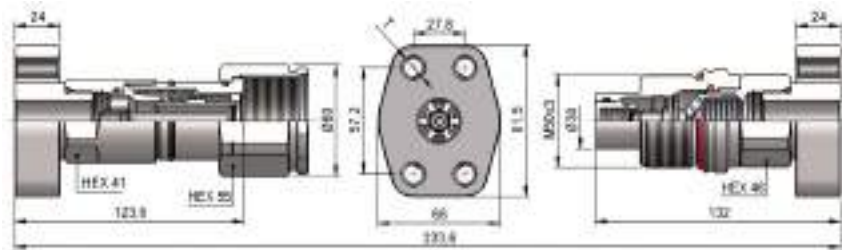
SIZE	STANDARD	FEMMINA - FEMALE - MUFFE - FEMELLE			MASCIO - MALE - STECKER - MALE		
		COD. F	Weight (g)	Packaging (pcs.)	COD. M	Weight (g)	Packaging (pcs.)
3/4"	SAE J518	PSTF.2227.802	950	10	PSTF.2227.803	840	10



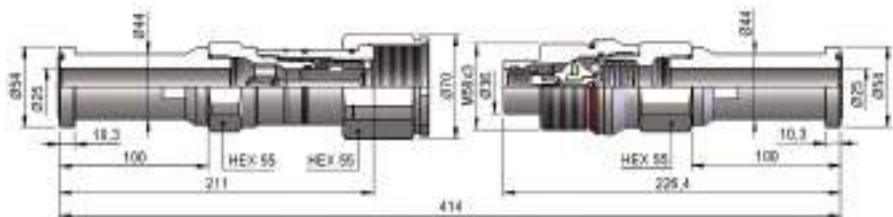
T	SIZE	STANDARD	FEMMINA - FEMALE - MUFFE - FEMELLE			MASCIO - MALE - STECKER - MALE		
			COD. F	Weight (g)	Packaging (pcs.)	COD. M	Weight (g)	Packaging (pcs.)
M10	3/4"	SAE J518	PSTF.2227.812	1205	8	PSTF.2227.813	1090	8
3/8"-16 UNC	3/4"	SAE J518	PSTF.2227.822	1205	8	PSTF.2227.823	1090	8

**PSTF DN25 - BG 4 - ISO 19**


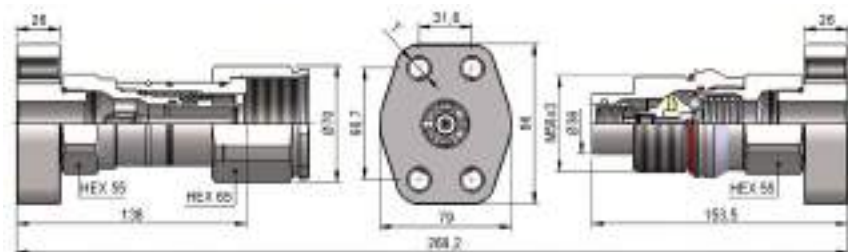
SIZE	STANDARD	FEMMINA - FEMALE - MUFFE - FEMELLE			MASCIO - MALE - STECKER - MALE		
		COD. F	Weight (g)	Packaging (pcs.)	COD. M	Weight (g)	Packaging (pcs.)
1"	SAE J518	PSTF.2533.802	1425	9	PSTF.2533.803	1405	9



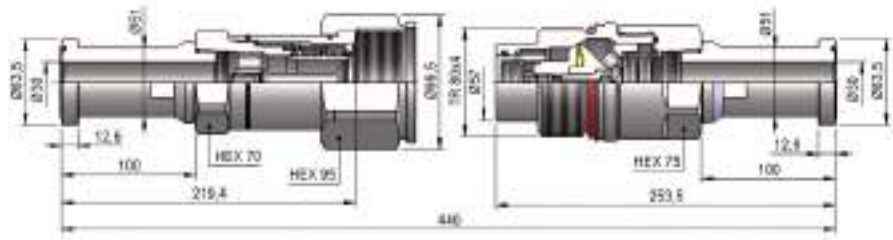
T	SIZE	STANDARD	FEMMINA - FEMALE - MUFFE - FEMELLE			MASCIO - MALE - STECKER - MALE		
			COD. F	Weight (g)	Packaging (pcs.)	COD. M	Weight (g)	Packaging (pcs.)
M12	1"	SAE J518	PSTF.2533.812	1705	6	PSTF.2533.813	1690	6
7/16"-14 UNC	1"	SAE J518	PSTF.2533.822	1705	6	PSTF.2533.823	1690	6

**PSTF DN30 - BG 5 - ISO 25**


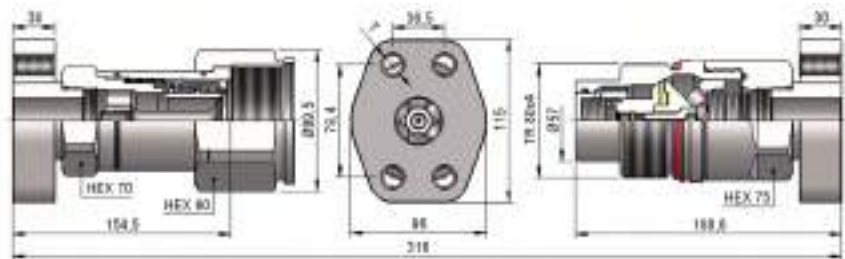
SIZE	STANDARD	FEMMINA - FEMALE - MUFFE - FEMELLE			MASCIO - MALE - STECKER - MALE		
		COD. F	Weight (g)	Packaging (pcs.)	COD. M	Weight (g)	Packaging (pcs.)
1 1/4"	SAE J518	PSTF.3041.802	2630	6	PSTF.3041.803	2550	6



T	SIZE	STANDARD	FEMMINA - FEMALE - MUFFE - FEMELLE			MASCIO - MALE - STECKER - MALE		
			COD. F	Weight (g)	Packaging (pcs.)	COD. M	Weight (g)	Packaging (pcs.)
M14	1 1/4"	SAE J518	PSTF.3041.812	2760	4	PSTF.3041.813	2690	4
1/2"-13 UNC	1 1/4"	SAE J518	PSTF.3041.822	2760	4	PSTF.3041.823	2690	4

**PSTF DN39 - BG 7 - ISO 40**


SIZE	STANDARD	FEMMINA - FEMALE - MUFFE - FEMELLE			MASCIO - MALE - STECKER - MALE		
		COD. F	Weight (g)	Packaging (pcs.)	COD. M	Weight (g)	Packaging (pcs.)
1"½	SAE J518	PSTF.3947.802	4575	3	PSTF.3947.803	5055	3

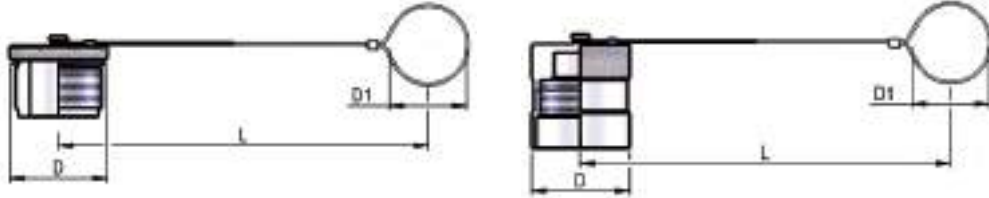
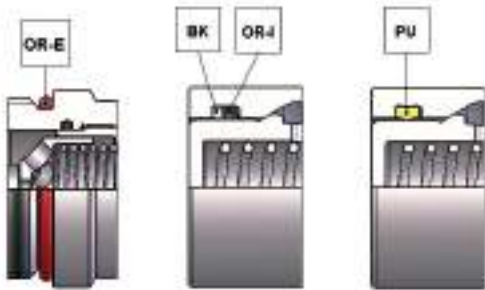


T	SIZE	STANDARD	FEMMINA - FEMALE - MUFFE - FEMELLE			MASCIO - MALE - STECKER - MALE		
			COD. F	Weight (g)	Packaging (pcs.)	COD. M	Weight (g)	Packaging (pcs.)
M16	1"½	SAE J518	PSTF.3947.812	4965	2	PSTF.3947.813	5450	2
5/8"-11 UNC	1"½	SAE J518	PSTF.3947.822	4965	2	PSTF.3947.823	5450	2



**METAL CAPS**

NOMINAL SIZE			FEMALE DUST PLUG				MALE DUST CAP				MATERIAL		
DNP	BG	ISO	COD. F	Dimensions			Weight (g)	COD. M	Dimensions			Weight (g)	
				D	L	D1			D	L	D1		
20	3	12.5	SPST.20202	45	215	30	75	SPST.20203	45	215	30	90	Aluminum
22	4A	16	SPST.22202	50	215	30	102	SPST.22203	50	215	30	109	Aluminum
25	4	19	SPST.25202	55	230	30	147	SPST.25203	55	230	30	155	Aluminum
30	5	25	SPST.30202	65	350	45	214	SPST.30203	65	350	45	225	Aluminum
39	7	40	SPST.39202	90	380	50	400	SPST.39203	90	380	50	509	Aluminum


**SPARE PARTS**


NOMINAL SIZE			MALE GASKET		MALE GASKET		MALE GASKET
DNP	BG	ISO	OR-E (SILICONE)	OR-I (NBR)	BK (PTFE)	PU (POLYURETHANE)	
20	3	12.5	PGR.025.120 S	PLT.019.120	PLT.019.130	PVT.019.210	
22	4A	16	PBV.025.120 S	PLT.022.120	PLT.022.130	PVT.022.210	
25	4	19	PAV.030.120 S	PLT.025.120	PLT.025.130	PVT.025.210	
30	5	25	PDV.039.120 S	PLT.031.120	PLT.031.130	PVT.030.210	
39	7	40	PST.039.122 S	PLT.039.120	PLT.039.130	-	

## FLAT FACE/SCREW

VITE VALVOLA PIANA/ACCIAIO  
 FLAT FACE SCREW COUPLINGS/STEEL  
 FLACHDICHTENDE SCHRAUBKUPPLUNGEN/STAHL  
 COUPLEURS FACE PLANE À VISSER/ACIER

### Caratteristiche tecniche **I**

- Intercambiabilità: Stucchi VEP
- Omologazione: API 16D
- Occlusione: faccia piana
- Aggancio: a vite
- Materiale: acciaio
- Finitura: Zn-Fe (Cr III) e Zn-Ni
- Filettature: BSP - NPT - SAE
- Guarnizioni standard: miscela speciale
- Temperatura d'esercizio: -25 °C +200 °C
- Pressioni di esercizio: 300-350 bar
- Connessione in pressione: consentita (lato maschio o lato femmina)

### Technical data **E**


- Interchange: Stucchi VEP
- Approval: API 16D
- Occlusion: flat face
- Locking: screw
- Material: steel
- Finishing: Zn-Fe (Cr III) and Zn-Ni
- Threads: BSP - NPT - SAE
- Standard seals: special compound
- Working temperature: -25 °C +200 °C
- Working pressure: 300-350 bar
- Connection under pressure: allowed (both male or female side)

### Technische Merkmale **D**

- Austauschbarkeit: Stucchi VEP
- Zulassung: API 16D
- Verschluss: flachdichtend
- Kupplung: Schraubweise
- Werkstoff: Stahl
- Ausführung: Zn-Fe (Cr III) und Zn-Ni
- Gewinde: BSP - NPT - SAE
- Standard-Dichtungen: Sondermischung
- Betriebstemperatur: -25 °C +200 °C
- Betriebsdruck: 300-350 bar
- Kuppeln unter Druck: erlaubt (Steckerseite oder Muffeseite)

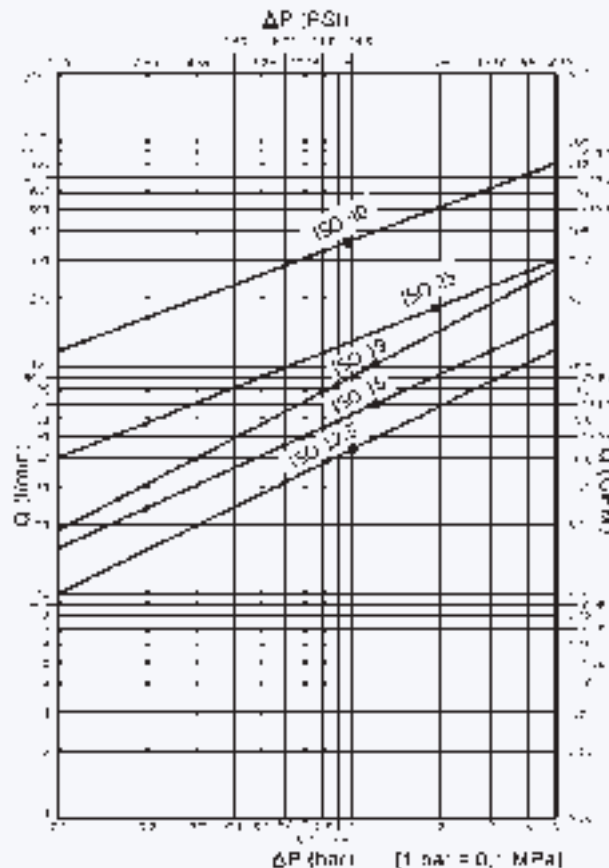
### Caracteristiques techniques **F**

- Intercambiabilité: Stucchi VEP
- Attestation: API 16D
- Obturation: clapet plat
- Accrochage: vissé
- Matériel: acier
- Traitement: Zn-Fe (Cr III) et Zn-Ni
- Taraudage: BSP - NPT - SAE
- Joints standard: compose spécial
- Température de service: -25 °C +200 °C
- Pression de service: 300-350 bar
- Connexion sous pression: possible (côté male ou femelle)

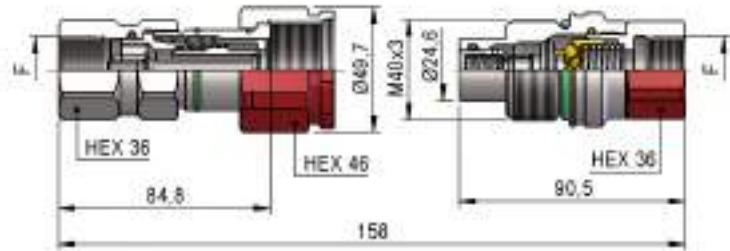


Nominal size				Max working pressure	Rated flow	Max flow rate	Min burst pressure			Fluid spillage
							Male	Female	Coupled	
DNP	BG	ISO	mm	MPa	l/min	l/min	MPa	MPa	MPa	cc
20	3	12.5	10.7	35	45	90	140	140	140	0.012
22	4A	16	12.8	35	74	150	140	140	140	0.015
25	4	19	14.8	35	100	200	140	140	140	0.020
30	5	25	17.6	35	189	280	140	140	140	0.030
39	7	40	30	30	379	700	120	120	120	0.050

1 MPa = 145.04 psi • 1 l = 0.264 gal

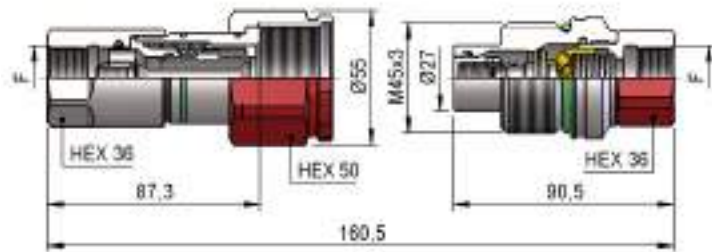


## PST4 BOP DN20 - BG 3 - ISO 12.5



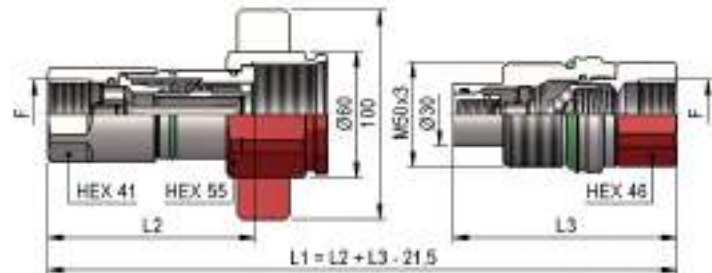
THREADS	F	STANDARD	FEMMINA - FEMALE - MUFFE - FEMELLE			MASCHIO - MALE - STECKER - MALE		
			COD. F	Weight (g)	Packaging (pcs.)	COD. M	Weight (g)	Packaging (pcs.)
IG 1	BSP 1/2"	DIN 3852-2-X	PST4.2013.112 BOP	655	12	PST4.2013.113 BOP	541	12
	NPT 1/2"	ANSI B1.20.3	PST4.2013.012 BOP	659	12	PST4.2013.013 BOP	542	12
	BSP 3/4"	DIN 3852-2-X	PST4.2019.112 BOP	622	12	PST4.2019.113 BOP	503	12
	NPT 3/4"	ANSI B1.20.3	PST4.2019.012 BOP	630	12	PST4.2019.013 BOP	510	12
IG 2	3/4"-16 UNF 2B	SAE J 1926-1	PST4.2019.032 BOP	630	12	PST4.2019.033 BOP	544	12
	1"1/16-12 UN 2B	SAE J 1926-1	PST4.2027.032 BOP	616	12	PST4.2027.033 BOP	498	12

## PST4 BOP DN22 - BG 4A - ISO 16

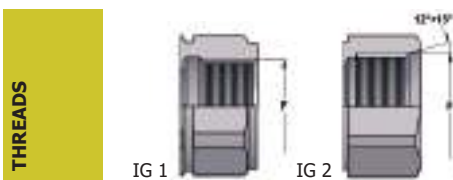


THREADS	F	STANDARD	FEMMINA - FEMALE - MUFFE - FEMELLE			MASCHIO - MALE - STECKER - MALE		
			COD. F	Weight (g)	Packaging (pcs.)	COD. M	Weight (g)	Packaging (pcs.)
IG 1	BSP 3/4"	DIN 3852-2-X	PST4.2219.112 BOP	750	12	PST4.2219.113 BOP	593	12
	NPT 3/4"	ANSI B1.20.3	PST4.2219.012 BOP	758	12	PST4.2219.013 BOP	599	12
IG 2	1"1/16-12 UN 2B	SAE J 1926-1	PST4.2227.032 BOP	743	12	PST4.2227.033 BOP	588	12

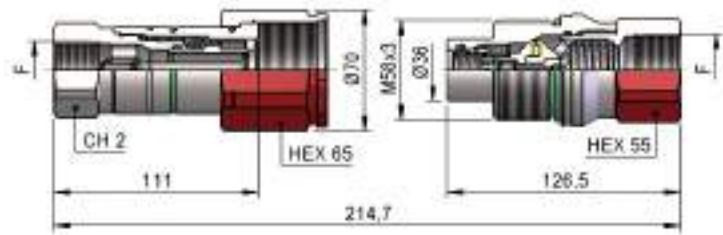
## PST4 BOP DN25 - BG 4 - ISO 19



THREADS	L3	L4	F	STANDARD	FEMMINA - FEMALE - MUFFE - FEMELLE			MASCHIO - MALE - STECKER - MALE		
					COD. F	Weight (g)	Packaging (pcs.)	COD. M	Weight (g)	Packaging (pcs.)
AG 3	96	103	BSP 3/4"	DIN 3852-2-X	PST4.2519.112 BOP	1110	11	PST4.2519.113 BOP	980	12
	96	104	NPT 3/4"	ANSI B1.20.3	PST4.2519.012 BOP	1115	11	PST4.2519.013 BOP	987	12
	99	107	BSP 1"	DIN 3852-2-X	PST4.2525.112 BOP	1081	11	PST4.2525.113 BOP	922	12
	99	107	NPT 1"	ANSI B1.20.3	PST4.2525.012 BOP	1087	11	PST4.2525.013 BOP	932	12
IG 2	96.5	104	1"1/16-12 UN 2B	SAE J 1926-1	PST4.2527.032 BOP	1118	11	PST4.2527.033 BOP	955	12
	96.5	105	1"5/16-12 UN 2B	SAE J 1926-1	PST4.2533.032 BOP	1059	11	PST4.2533.033 BOP	897	12

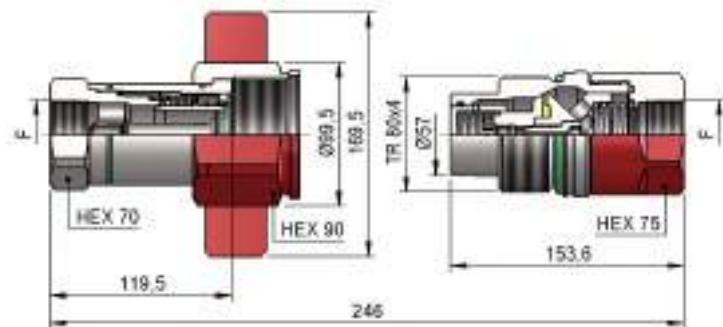


## PST4 BOP DN30 - BG 5 - ISO 25



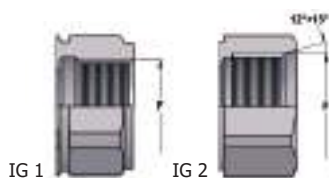
THREADS	CH2	F	STANDARD	FEMMINA - FEMALE - MUFFE - FEMELLE			MASCHIO - MALE - STECKER - MALE		
				COD. F	Weight (g)	Packaging (pcs.)	COD. M	Weight (g)	Packaging (pcs.)
IG 1	50	BSP 1"	DIN 3852-2-X	PST4.3025.112 BOP	1700	12	PST4.3025.113 BOP	1656	12
	50	NPT 1"	ANSI B1.20.3	PST4.3025.012 BOP	1722	12	PST4.3025.013 BOP	1662	12
	55	BSP 1"¼	DIN 3852-2-X	PST4.3031.112 BOP	1700	12	PST4.3031.113 BOP	1519	12
	55	NPT 1"¼	ANSI B1.20.3	PST4.3031.012 BOP	1715	12	PST4.3031.013 BOP	1540	12
IG 2	50	1"5/16-12 UN 2B	SAE J 1926-1	PST4.3033.032 BOP	1698	12	PST4.3033.033 BOP	1645	12
	55	1"5/8-12 UN 2B	SAE J 1926-1	PST4.3041.032 BOP	1703	12	PST4.3041.033 BOP	1549	12

## PST4 BOP DN39 - BG 7 - ISO 40



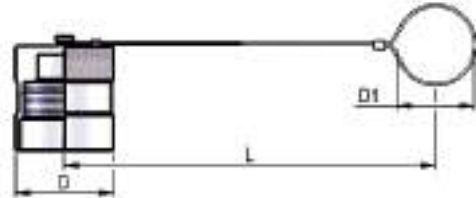
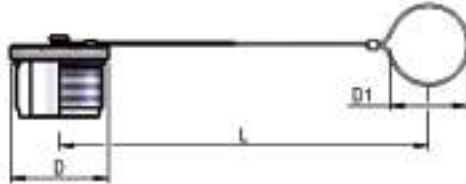
THREADS	F	STANDARD	FEMMINA - FEMALE - MUFFE - FEMELLE			MASCHIO - MALE - STECKER - MALE		
			COD. F	Weight (g)	Packaging (pcs.)	COD. M	Weight (g)	Packaging (pcs.)
IG 1	BSP 1"¼	DIN 3852-2-X	PST4.3931.112 BOP	3761	6	PST4.3931.113 BOP	3822	6
	NPT 1"¼	ANSI B1.20.3	PST4.3931.012 BOP	3779	6	PST4.3931.013 BOP	3840	6
	BSP 1"½	DIN 3852-2-X	PST4.3939.112 BOP	3689	6	PST4.3939.113 BOP	3750	6
	NPT 1"½	ANSI B1.20.3	PST4.3939.012 BOP	3704	6	PST4.3939.013 BOP	3767	6
IG 2	1"5/8-12 UN 2B	SAE J 1926-1	PST4.3941.032 BOP	3759	6	PST4.3941.033 BOP	3820	6
	1"7/8-12 UN 2B	SAE J 1926-1	PST4.3947.032 BOP	3679	6	PST4.3947.033 BOP	3728	6

THREADS



**METAL CAPS**

NOMINAL SIZE			FEMALE DUST PLUG					MALE DUST CAP					MATERIAL
DNP	BG	ISO	COD. F	Dimensions			Weight (g)	COD. M	Dimensions			Weight (g)	
				D	L	D1			D	L	D1		
20	3	12.5	SPST.20202	45	215	30	75	SPST.20203	45	215	30	90	Alumium
22	4A	16	SPST.22202	50	215	30	102	SPST.22203	50	215	30	109	Alumium
25	4	19	SPST.25202	55	230	30	147	SPST.25203	55	230	30	155	Alumium
30	5	25	SPST.30202	65	350	45	214	SPST.30203	65	350	45	225	Alumium
39	7	40	SPST.39202	90	380	50	400	SPST.39203	90	380	50	509	Alumium



**SCREW**

INNESTI A VITE/RIMORCHI MODULARI  
 SCREW COUPLINGS/MODULAR TRAILERS  
 SCHRAUBKUPPLUNGEN/ROHRLEITUNG  
 COUPLEURS A VISSER/REMORQUES MODULAIRES


**Caratteristiche tecniche I**

- Intercambiabilità: Voswinkel RH/RK
- Occlusione: faccia piana
- Aggancio: a vite
- Materiale: acciaio
- Finitura: Zn-Ni
- Filettature: BSP - METRICHE
- Guarnizioni standard: NBR
- Temperatura d'esercizio: -25 °C +100 °C
- Guarnizioni opzionali: FKM, EPDM o altro
- Pressioni di esercizio: 420 bar
- Connessione in pressione: consentita (lato maschio o lato femmina)

**Technical data E**

- Interchange: Voswinkel RH/RK
- Occlusion: flat face
- Locking: screw
- Material: steel
- Finishing: Zn-Ni
- Threads: BSP - METRICS
- Standard seals: NBR
- Working temperature: -25 °C +100 °C
- Optional seals: FKM, EPDM or more
- Working pressure: 420 bar
- Connection under pressure: allowed (both male or female side)

Nominal size	Max working pressure	Rated flow	Max flow rate	Min burst pressure			Fluid spillage			
				Male	Female	Coupled				
<b>DNP</b>	<b>BG</b>	<b>ISO</b>	<b>mm</b>	<b>MPa</b>	<b>l/min</b>	<b>l/min</b>	<b>MPa</b>	<b>MPa</b>	<b>MPa</b>	<b>cc</b>
10	2	10	8.7	42	23	46	130	140	250	0.02
13	3	12.5	11.6	42	45	90	130	100	155	0.02
20	4	19	17	42	106	150	110	130	130	0.06
25	5	25	21.8	42	189	240	125	160	170	0.10
30	6	31.5	31.5	42	288	576	110	110	130	1.00

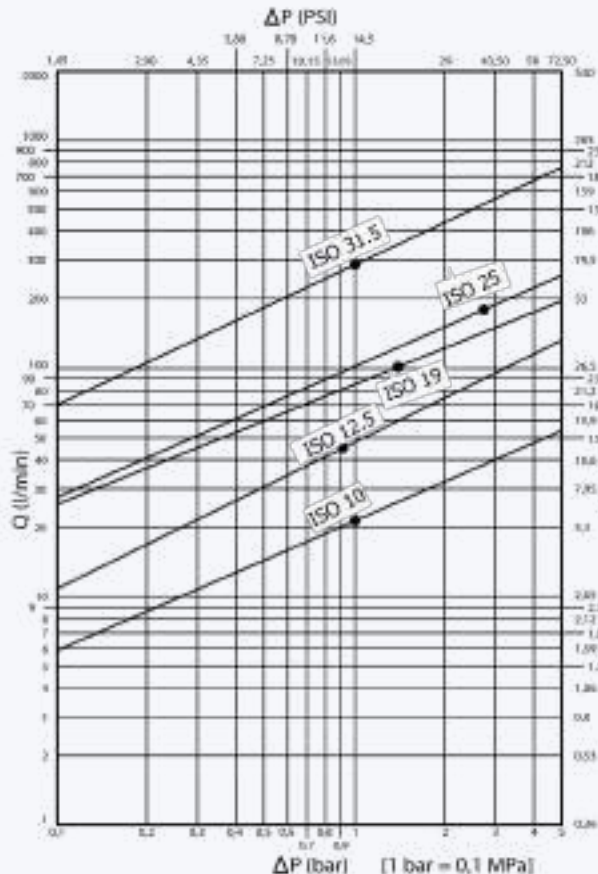
1 MPa = 145.04 psi • 1 l = 0.264 gal

**Technische Merkmale D**

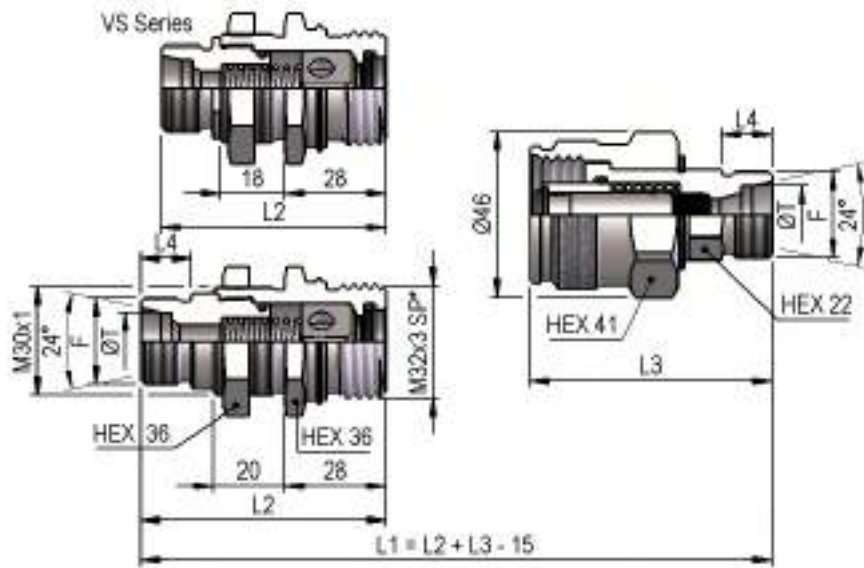
- Austauschbarkeit: Voswinkel RH/RK
- Verschluss: flachdichtend
- Kupplung: Schraubweise
- Werkstoff: Stahl
- Ausführung: Zn-Ni
- Gewinde: BSP - METRISCHE
- Standard-Dichtungen: NBR
- Betriebstemperatur: -25 °C +100 °C
- Dichtungen nach Wahl: FKM, EPDM, usw.
- Betriebsdruck: 420 bar
- Kuppeln unter Druck: erlaubt (Steckerseite oder Muffenseite)

**Caracteristiques techniques F**

- Interchangeabilité: Voswinkel RH/RK
- Obturation: clapet plat
- Accrochage: a vissé
- Matériel: acier
- Traitement: Zn-Ni
- Taraudage: BSP - METRIQUES
- Joints standard: NBR
- Température de service: -25 °C +100 °C
- Joints facultatifs: FKM, EPDM, ect.
- Pression de service: 420 bar
- Connexion sous pression: possible (côté male ou femelle)





**PRH3 DN10 - BG 2 - ISO 10**


THREADS	L2	L3	L4	ØT	F	STANDARD	FEMMINA - FEMALE - MUFFE - FEMELLE			MASCHIO - MALE - STECKER - MALE		
							COD. F	Weight (g)	Packaging (pcs.)	COD. M	Weight (g)	Packaging (pcs.)
<b>IG 1</b>	68	67			BSP 3/8"	DIN 3852-2-X	PRH3.1010.112	290	42	PRH3.1010.113	362	30
<b>AG 3</b>	64	63	10	08L	M14x1.5	ISO 8434-1-L	PRH3.1014.302	258	42	PRH3.1014.303	342	30
	58		10	08L	M14x1.5	ISO 8434-1-L	PRH3.1014.302 VS	238	42			
	65	64	11	10L	M16x1.5	ISO 8434-1-L	PRH3.1016.302	259	42	PRH3.1016.303	344	30
	59		11	10L	M16x1.5	ISO 8434-1-L	PRH3.1016.302 VS	241	42			
	65	64	11	12L	M18x1.5	ISO 8434-1-L	PRH3.1018.302	259	42	PRH3.1018.303	345	30
	59		11	12L	M18x1.5	ISO 8434-1-L	PRH3.1018.302 VS	242	42			
	66	65	12	15L	M22x1.5	ISO 8434-1-L	PRH3.1022.302	267	42	PRH3.1022.303	353	30
	60		12	15L	M22x1.5	ISO 8434-1-L	PRH3.1022.302 VS	251	42			
	66	65	12	10S	M18x1.5	ISO 8434-1-S	PRH3.1018.402	265	42	PRH3.1018.403	350	30
	60		12	10S	M18x1.5	ISO 8434-1-S	PRH3.1018.402 VS	247	42			
	66	65	12	12S	M20x1.5	ISO 8434-1-S	PRH3.1020.402	267	42	PRH3.1020.403	352	30
	60		12	12S	M20x1.5	ISO 8434-1-S	PRH3.1020.402 VS	250	42			
	68	67	14	14S	M22x1.5	ISO 8434-1-S	PRH3.1022.402	272	42	PRH3.1022.403	358	30
	62		14	14S	M22x1.5	ISO 8434-1-S	PRH3.1022.402 VS	257	42			
	68	67	14	16S	M24x1.5	ISO 8434-1-S	PRH3.1024.402	276	42	PRH3.1024.403	361	30
62		14	16S	M24x1.5	ISO 8434-1-S	PRH3.1024.402 VS	260	42				

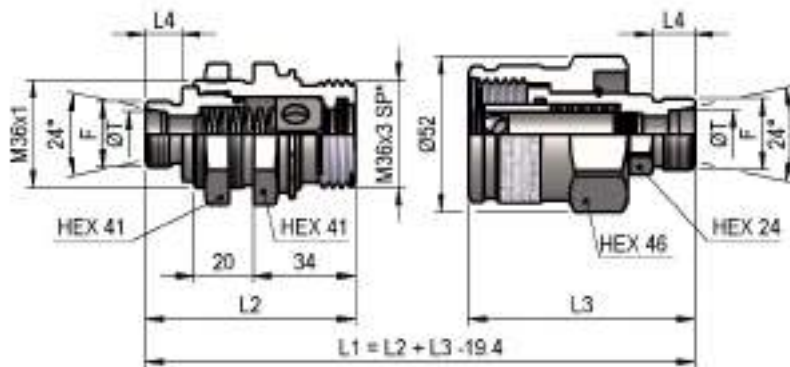
**THREADS**

IG 1

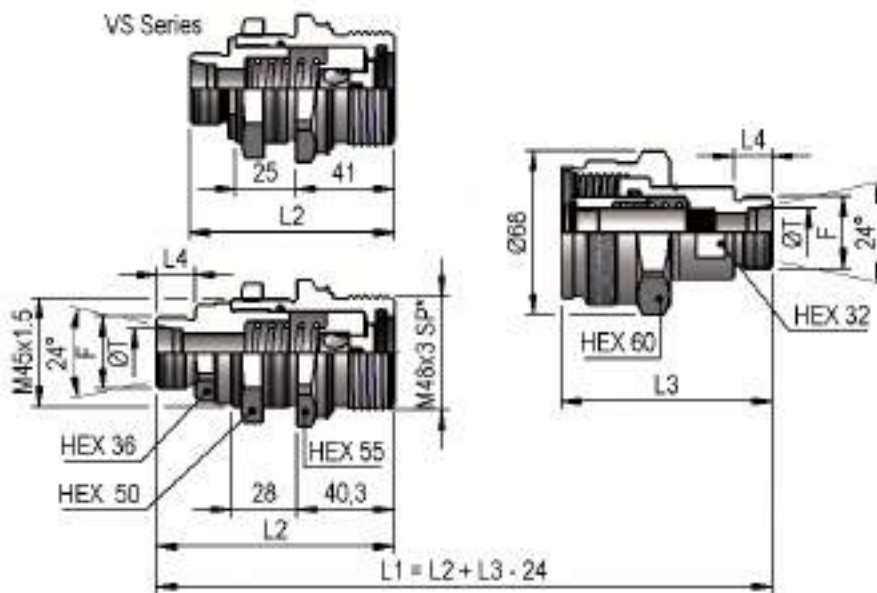


AG 3



**PRH3 DN13 - BG 3 - ISO 12.5**


THREADS	L2	L3	L4	ØT	F	STANDARD	FEMMINA - FEMALE - MUFFE - FEMELLE			MASCHIO - MALE - STECKER - MALE		
							COD. F	Weight (g)	Packaging (pcs.)	COD. M	Weight (g)	Packaging (pcs.)
IG 1	74	75.4			BSP 1/2"	DIN 3852-2-X	PRH3.1313.112	412	32	PRH3.1313.113	492	24
	AG 3	72	73.4	12	15L	M22x1.5	ISO 8434-1-L	PRH3.1322.302	379	32	PRH3.1322.303	476
		74	75.4	14	16S	M24x1.5	ISO 8434-1-S	PRH3.1324.402	387	32	PRH3.1324.403	485

**PRH3 DN20 - BG 4 - ISO 19**


THREADS	L2	L3	L4	ØT	F	STANDARD	FEMMINA - FEMALE - MUFFE - FEMELLE			MASCHIO - MALE - STECKER - MALE			
							COD. F	Weight (g)	Packaging (pcs.)	COD. M	Weight (g)	Packaging (pcs.)	
IG 1	93	86			BSP 3/4"	DIN 3852-2-X	PRH3.2019.112 VS	798	18	PRH3.2019.113	835	13	
AG 3	95	84	12	15L	M22x1.5	ISO 8434-1-L	PRH3.2022.302	812	18	PRH3.2022.303	798	13	
			12	15L	M22x1.5	ISO 8434-1-L	PRH3.2022.302 VS	710	18				
		95	84	12	18L	M26x1.5	ISO 8434-1-L	PRH3.2026.302	807	18	PRH3.2026.303	805	13
				12	18L	M26x1.5	ISO 8434-1-L	PRH3.2026.302 VS	703	18			
		97	86	14	16S	M24x1.5	ISO 8434-1-S	PRH3.2024.402	820	18	PRH3.2024.403	799	13
				14	16S	M24x1.5	ISO 8434-1-S	PRH3.2024.402 VS	710	18			
		99	88	16	20S	M30x2	ISO 8434-1-S	PRH3.2030.402	822	18	PRH3.2030.403	817	13
				16	20S	M30x2	ISO 8434-1-S	PRH3.2030.402 VS	724	18			

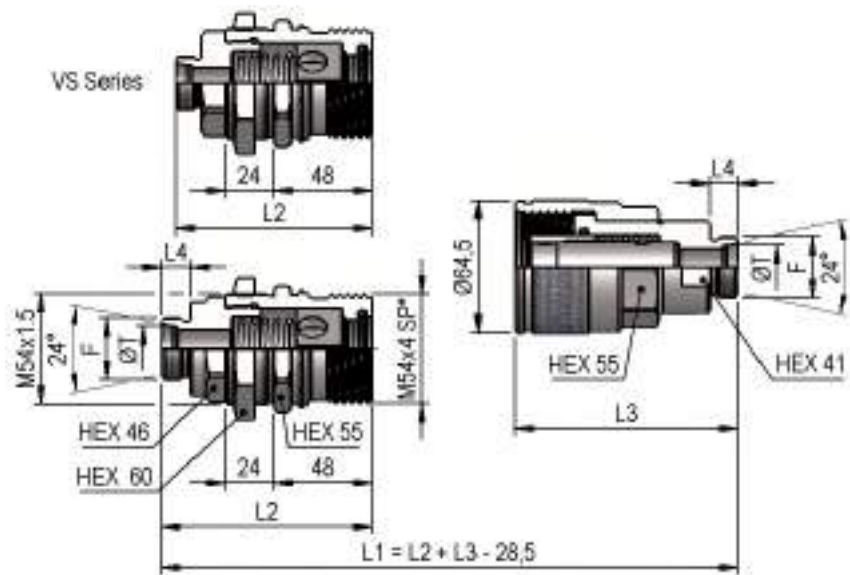
**THREADS**

IG 1



AG 3



**PRH3 DN25 - BG 5 - ISO 25**


THREADS	L2	L3	L4	ØT	F	STANDARD	FEMMINA - FEMALE - MUFFE - FEMELLE			MASCHIO - MALE - STECKER - MALE			
							COD. F	Weight (g)	Packaging (pcs.)	COD. M	Weight (g)	Packaging (pcs.)	
<b>IG 1</b>	101	107			BSP 1"	DIN 3852-2-X	PRH3.2525.112	1064	13	PRH3.2525.113	1333	12	
<b>AG 3</b>	101	117.5	12	18L	M26x1.5	ISO 8434-1-L	PRH3.2526.302	1059	13	PRH3.2526.303	1324	12	
		96	12	18L	M26x1.5	ISO 8434-1-L	PRH3.2526.302 VS	1005	13				
		103	119.5	14	22L	M30x2	ISO 8434-1-L	PRH3.2530.302	1050	13	PRH3.2530.303	1314	12
		98	14	22L	M30x2	ISO 8434-1-L	PRH3.2530.302 VS	1000	13				
		103	119.5	14	28L	M36x2	ISO 8434-1-L	PRH3.2536.302	1033	13	PRH3.2536.303	1309	12
		98	14	28L	M36x2	ISO 8434-1-L	PRH3.2536.302 VS	990	13				
		105	121.5	16	20S	M30x2	ISO 8434-1-S	PRH3.2530.402	1074	13	PRH3.2530.403	1336	12
		101	16	20S	M30x2	ISO 8434-1-S	PRH3.2530.402 VS	1034	13				
		107	123.5	18	25S	M36x2	ISO 8434-1-S	PRH3.2536.402	1074	13	PRH3.2536.403	1348	12
		103	18	25S	M36x2	ISO 8434-1-S	PRH3.2536.402 VS	1043	13				
		109	125.5	20	30S	M42x2	ISO 8434-1-S	PRH3.2542.402	1082	13	PRH3.2542.403	1361	12
		105	20	30S	M42x2	ISO 8434-1-S	PRH3.2542.403 VS	1050	13				

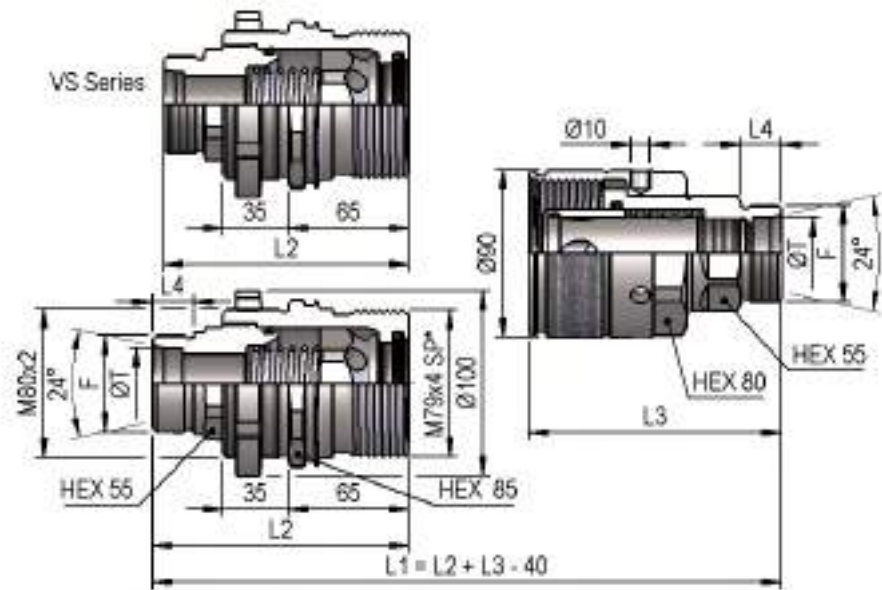
**THREADS**

IG 1



AG 3



**PRH3 DN30 - BG 6 - ISO 31.5**


THREADS	L2	L3	L4	ØT	F	STANDARD	FEMMINA - FEMALE - MUFFE - FEMELLE			MASCHIO - MALE - STECKER - MALE		
							COD. F	Weight (g)	Packaging (pcs.)	COD. M	Weight (g)	Packaging (pcs.)
<b>IG 1</b>	132	148			1"¼ BSP	DIN 3852-2-X	PRH3.3031.112	3174	4	PRH3.3031.113	3267	4
<b>AG 3</b>	132	136	16	35L	M45x2	ISO 8434-1-L	PRH3.3045.302	3111	4	PRH3.3045.303	2937	4
			16	35L	M45x2	ISO 8434-1-L	PRH3.3045.302 VS	3108	4			
	138	136	22	38S	M52x2	ISO 8434-1-S	PRH3.3052.402	3193	4	PRH3.3052.403	2921	4
	132		22	38S	M52x2	ISO 8434-1-S	PRH3.3052.402 VS	3158	4			

**THREADS**

IG 1





AG 3

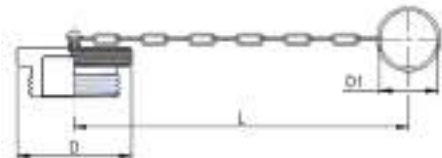
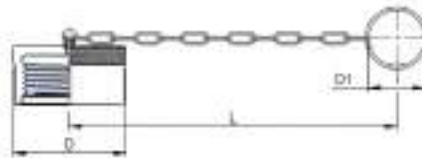


**PLASTIC CAPS**

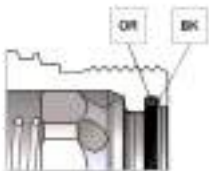
NOMINAL SIZE		FEMALE DUST PLUG				MALE DUST CAP				COLOR	MATERIAL			
DNP	BG	ISO	COD. F	Dimensions			Weight (g)	COD. M	Dimensions			Weight (g)		
				D	L	D1			D	L	D1			
10	2	10	SPRH.10002	35	184	36	9	SPRH.10003	38	185	30	14	●	Polyetylene
13	3	12.5	SPRH.13002	45	185	30	14	SPRH.13003	42	186	40	16	●	Polyetylene
20	4	19	SPVV.25002	54	190	41	23	SPVV.25003	55	190	41	20	●	Polyetylene


**METAL CAPS**

NOMINAL SIZE		FEMALE DUST PLUG				MALE DUST CAP				MATERIAL			
DNP	BG	ISO	COD. F	Dimensions			Weight (g)	COD. M	Dimensions			Weight (g)	
				D	L	D1			D	L	D1		
20	4	19	SPRH.20202	60	275	47.5	115	SPRH.20203	60	275	47.5	122	Aluminum
25	5	25	SPRH.25202	65	275	47.5	144	SPRH.25203	65	275	47.5	158	Aluminum
30	6	31.5	SPRH.30202	90	275	47.5	280	SPRH.30203	90	275	47.5	400	Aluminum


**SPARE PARTS**


NOMINAL SIZE			FEMALE GASKET	
DNP	BG	ISO	OR-I (NBR*)	BK (PTFE)
10	2	10	PVV.010.120	PVV.010.130
13	3	12.5	PRH.013.120	PRH.013.130
20	4	19	PVV.013.121	PRH.019.130
25	5	25	PTV.019.120	PRH.025.130
30	6	31.5	PRH.031.120	PRH.031.130



\*AL CODICE DELLA GUARNIZIONE IN NBR AGGIUNGERE 'E' PER EPDM O 'V' PER VITON  
 \*TO THE NBR GASKET CODE ADD 'E' FOR EPDM OR 'V' FOR VITON  
 \*ZU DER ARTIKELNR. DER NBR DICHTUNG GEBEN SIE 'E' FUER EPDM ODER 'V' FUER VITON AN  
 \*AU CODE DU JOINT EN NBR JOINDRE 'E' POUR EPDM OU 'V' POUR VITON

**ISO B**

ACCIAIO  
STEEL  
STAHL  
ACIER


**Caratteristiche tecniche I**

- Norma: ISO 7241 B
- Occlusione: valvola
- Aggancio: sfere radiali
- Materiale: acciaio
- Finitura: Zn-Fe (Cr III)
- Filettature: BSP - NPT- SAE
- Guarnizioni standard: NBR
- Temperatura d'esercizio: -25 °C +100 °C
- Guarnizioni opzionali: FKM, FFKM, EPDM o altro
- Pressioni di esercizio: 100-500 bar
- Connessione in pressione: non consentita

**Technical data E**

- Standard: ISO 7241 B
- Occlusion: poppet
- Locking: radial balls
- Material: steel
- Finishing: Zn-Fe (Cr III)
- Threads: BSP - NPT- SAE
- Standard seals: NBR
- Working temperature: -25 °C +100 °C
- Optional seals: FKM, FFKM, EPDM or more
- Working pressure: 100-500 bar
- Connection under pressure: not allowed

Nominal size				Max working pressure	Rated flow	Max flow rate	Min burst pressure			Fluid spillage
DNP	BG	ISO	mm				Male	Female	Coupled	
04	0	5	4.2	50	3	9	240	230	270	0.5
06	1	6.3	6.5	25	12	24	110	180	100	1
10	2	10	8.5	25	23	46	140	140	130	2.4
13	3	12.5	10.5	25	45	90	110	140	110	3.9
20	4	20	15.8	25	106	220	100	130	120	11
25	5	25	17.3	25	189	260	100	110	100	19
39	7	40	36	20	379	757	80	80	80	95
50	8	50	50	10	757	1000	40	40	40	170

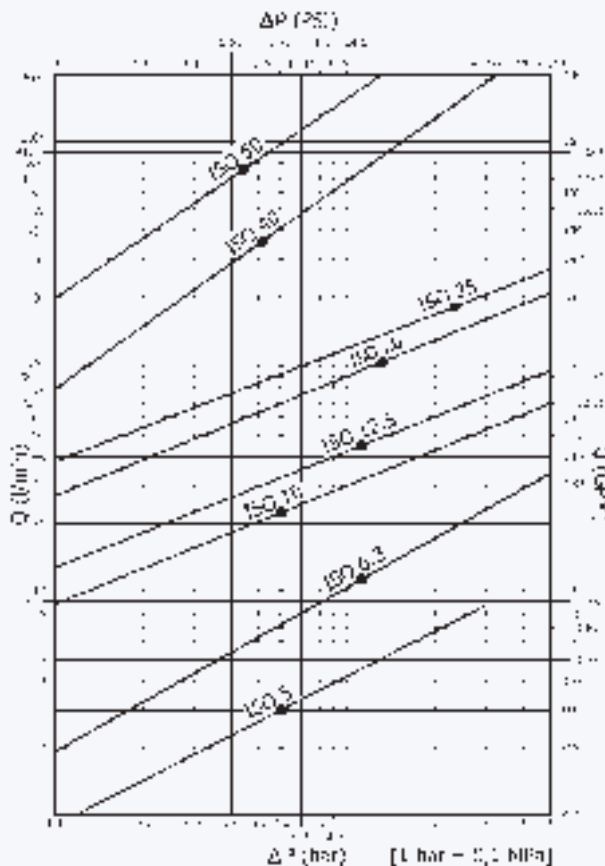
1 MPa = 145.04 psi • 1 l = 0.264 gal

**Technische Merkmale D**

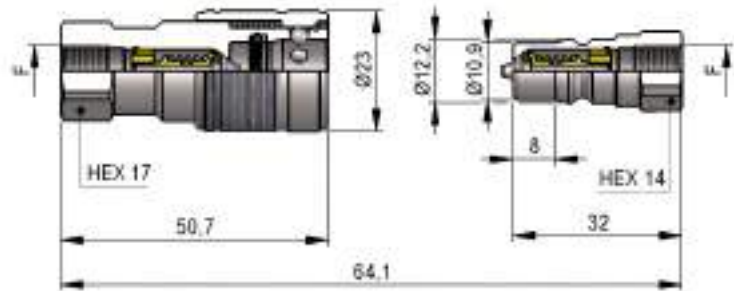
- Norm: ISO 7241 B
- Verschluss: ventil
- Kupplung: Radial Kugeln
- Werkstoff: Stahl
- Ausführung: Zn-Fe (Cr III)
- Gewinde: BSP - NPT- SAE
- Standard-Dichtungen: NBR
- Betriebstemperatur: -25 °C +100 °C
- Dichtungen nach Wahl: FKM, FFKM, EPDM, usw.
- Betriebsdruck: 100-500 bar
- Kuppeln unter Druck: nicht möglich

**Caracteristiques techniques F**

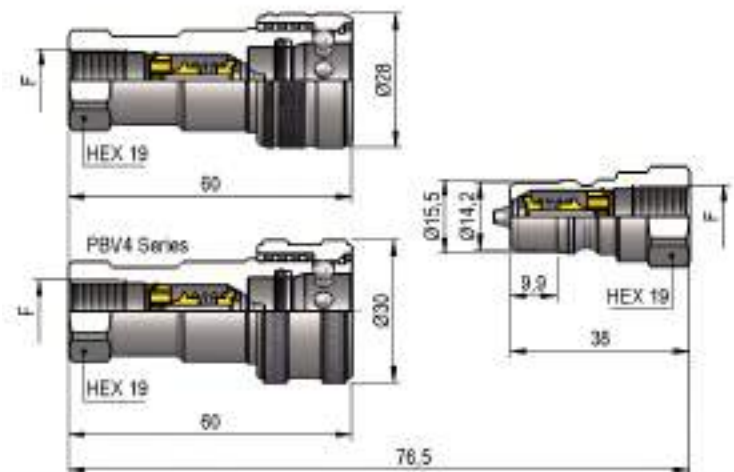
- Norme: ISO 7241 B
- Obturation: clapet
- Accrochage: billes radiales
- Matériel: acier
- Traitement: Zn-Fe (Cr III)
- Taraudage: BSP - NPT- SAE
- Joints standard: NBR
- Température de service: -25 °C +100 °C
- Joints facultatifs: FKM, FFKM, EPDM, ect.
- Pression de service: 100-500 bar
- Connexion sous pression: pas possible



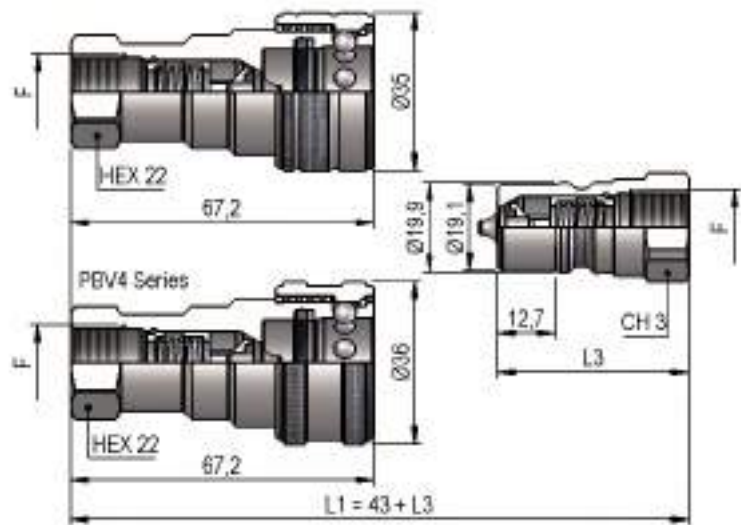


**PBV1 DN04 - BG 0 - ISO 5**


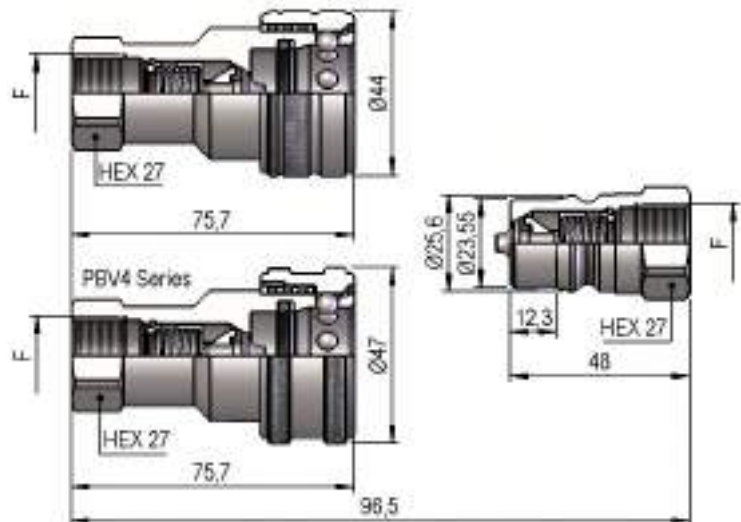
F	STANDARD	FEMMINA - FEMALE - MUFFE - FEMELLE			MASCHIO - MALE - STECKER - MALE		
		COD. F	Weight (g)	Packaging (pcs.)	COD. M	Weight (g)	Packaging (pcs.)
BSP 1/8"	DIN 3852-2-X	PBV1.0404.002	89	160	PBV1.0404.003	20	500
NPT 1/8"	ANSI B1.20.3	PBV1.0404.012	89	160	PBV1.0404.013	20	500

**PBV1 DN06 - BG 1 - ISO 6.3**


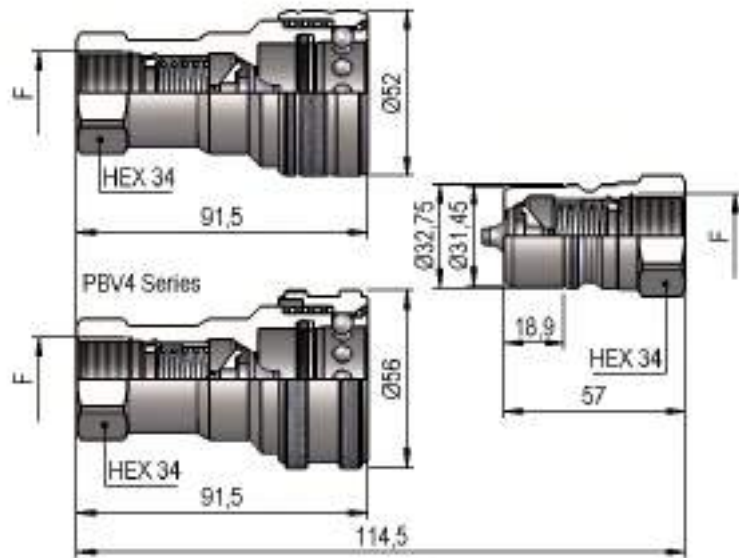
F	STANDARD	FEMMINA - FEMALE - MUFFE - FEMELLE			MASCHIO - MALE - STECKER - MALE		
		COD. F	Weight (g)	Packaging (pcs.)	COD. M	Weight (g)	Packaging (pcs.)
BSP 1/4"	DIN 3852-2-X	PBV1.0606.002	123	100	PBV1.0606.003	39	300
NPT 1/4"	ANSI B1.20.3	PBV1.0606.012	124	100	PBV1.0606.013	40	300
BSP 1/4"	DIN 3852-2-X	PBV4.0606.002	133	80			
NPT 1/4"	ANSI B1.20.3	PBV4.0606.012	134	80			

**PBV1 DN10 - BG 2 - ISO 10**


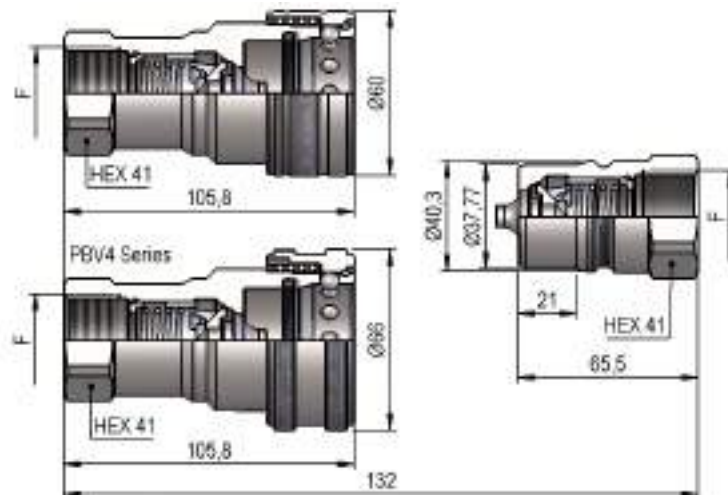
CH3	L3	F	STANDARD	FEMMINA - FEMALE - MUFFE - FEMELLE			MASCHIO - MALE - STECKER - MALE		
				COD. F	Weight (g)	Packaging (pcs.)	COD. M	Weight (g)	Packaging (pcs.)
22	42.5	BSP 3/8"	DIN 3852-2-X	PBV1.1010.002	194	54	PBV1.1010.003	61	200
22	42.5	NPT 3/8"	ANSI B1.20.3	PBV1.1010.012	196	54	PBV1.1010.013	62	200
27	46	3/4"-16 UNF 2B	SAE J 1926-1				PBV1.1019.033	82	150
22	42.5	BSP 3/8"	DIN 3852-2-X	PBV4.1010.002	198	40			
22	42.5	NPT 3/8"	ANSI B1.20.3	PBV4.1010.012	200	40			

**PBV1 DN13 - BG 3 - ISO 12.5**


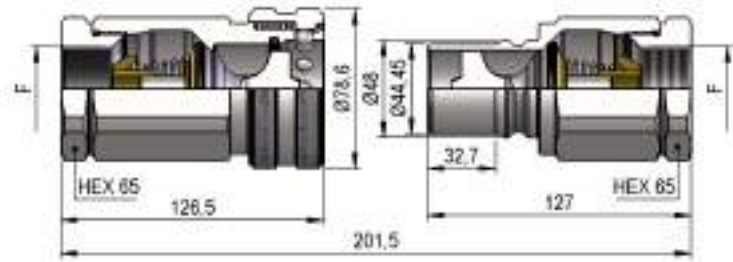
F	STANDARD	FEMMINA - FEMALE - MUFFE - FEMELLE			MASCHIO - MALE - STECKER - MALE		
		COD. F	Weight (g)	Packaging (pcs.)	COD. M	Weight (g)	Packaging (pcs.)
BSP 1/2"	DIN 3852-2-X	PBV1.1313.002	346	45	PBV1.1313.003	112	200
NPT 1/2"	ANSI B1.20.3	PBV1.1313.012	349	45	PBV1.1313.013	115	200
BSP 1/2"	DIN 3852-2-X	PBV4.1313.002	373	30			
NPT 1/2"	ANSI B1.20.3	PBV4.1313.012	376	30			

**PBV1 DN20 - BG 4 - ISO 20**


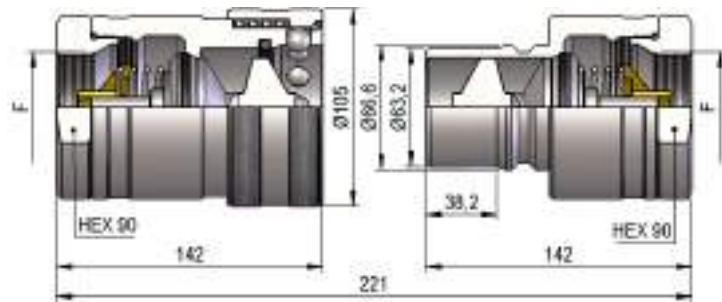
F	STANDARD	FEMMINA - FEMALE - MUFFE - FEMELLE			MASCIO - MALE - STECKER - MALE		
		COD. F	Weight (g)	Packaging (pcs.)	COD. M	Weight (g)	Packaging (pcs.)
BSP 3/4"	DIN 3852-2-X	PBV1.2019.002	548	25	PBV1.2019.003	202	45
NPT 3/4"	ANSI B1.20.3	PBV1.2019.012	551	25	PBV1.2019.013	207	45
BSP 3/4"	DIN 3852-2-X	PBV4.2019.002	593	20			
NPT 3/4"	ANSI B1.20.3	PBV4.2019.012	596	20			

**PBV1 DN25 - BG 5 - ISO 25**


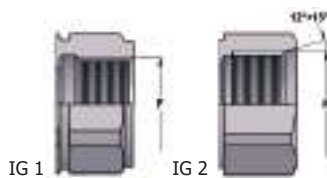
F	STANDARD	FEMMINA - FEMALE - MUFFE - FEMELLE			MASCIO - MALE - STECKER - MALE		
		COD. F	Weight (g)	Packaging (pcs.)	COD. M	Weight (g)	Packaging (pcs.)
BSP 1"	DIN 3852-2-X	PBV1.2525.002	860	18	PBV1.2525.003	355	30
NPT 1"	ANSI B1.20.3	PBV1.2525.012	870	18	PBV1.2525.013	364	30
BSP 1"	DIN 3852-2-X	PBV4.2525.002	990	15			
NPT 1"	ANSI B1.20.3	PBV4.2525.012	1000	15			

**PBV1 DN39 - BG 7 - ISO 40**


THREADS	F	STANDARD	FEMMINA - FEMALE - MUFFE - FEMELLE			MASCHIO - MALE - STECKER - MALE		
			COD. F	Weight (g)	Packaging (pcs.)	COD. M	Weight (g)	Packaging (pcs.)
<b>IG 1</b>	BSP 1"¼	DIN 3852-2-X	PBV1.3931.002	2132	9	PBV1.3931.003	1340	12
	NPT 1"¼	ANSI B1.20.3	PBV1.3931.012	2147	9	PBV1.3931.013	1355	12
	BSP 1"½	DIN 3852-2-X	PBV1.3939.002	2050	9	PBV1.3939.003	1258	12
	NPT 1"½	ANSI B1.20.3	PBV1.3939.012	2066	9	PBV1.3939.013	1274	12
<b>IG 2</b>	1"5/8-12 UN 2B	SAE J 1926-1	PBV1.3941.032	2139	9	PBV1.3941.033	1347	12

**PBV1 DN50 - BG 8 - ISO 50**


F	STANDARD	FEMMINA - FEMALE - MUFFE - FEMELLE			MASCHIO - MALE - STECKER - MALE		
		COD. F	Weight (g)	Packaging (pcs.)	COD. M	Weight (g)	Packaging (pcs.)
BSP 2"	DIN 3852-2-X	PBV1.5051.002	4900	4	PBV1.5051.003	3100	5
NPT 2"	ANSI B1.20.3	PBV1.5051.012	5000	4	PBV1.5051.013	3200	5

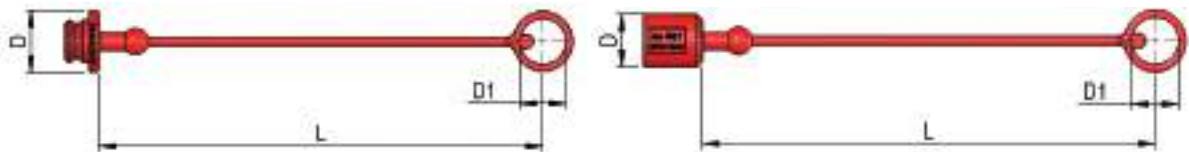
**THREADS**


**PLASTIC CAPS**

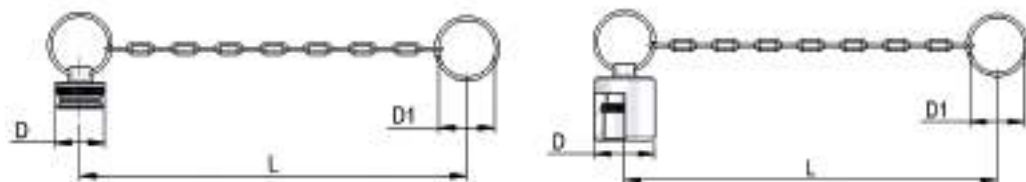
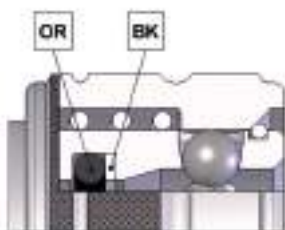
NOMINAL SIZE			FEMALE DUST PLUG					MALE DUST CAP					COLOR	MATERIAL
DNP	BG	ISO	COD. F	Dimensions			Weight (g)	COD. M	Dimensions			Weight (g)		
				D	L	D1			D	L	D1			
06	1	6.3	SPBV.06032	28	125	21	8	SPBV.06033	28	125	17	8		PVC
10	2	10	SPBV.10032	33	135	25	10	SPBV.10033	33	130	20	13		PVC
13	3	12.5	SPBV.13032	44	175	32	16	SPBV.13033	40	165	24	20		PVC
20	4	20	SPBV.20032	52	190	37	23	SPBV.20033	44	190	31	27		PVC
25	5	25	SPBV.25032	61	230	43	30	SPBV.25033	53	230	37	40		PVC



NOMINAL SIZE			FEMALE DUST PLUG					MALE DUST CAP					COLOR	MATERIAL
DNP	BG	ISO	COD. F	Dimensions			Weight (g)	COD. M	Dimensions			Weight (g)		
				D	L	D1			D	L	D1			
06	1	6.3	SPBV.06002	26	240	23	9	SPBV.06003	18	240	23	9		PVC
06	1	6.3	SPBV.06042	26	240	23	9	SPBV.06043	18	240	23	9		PVC
10	2	10	SPBV.10002	33	235	25	9	SPBV.10003	23	240	24	10		PVC
13	3	12.5	SPBV.13002	38	240	29	15	SPBV.13003	29	245	28	13		PVC
20	4	20	SPBV.20002	49	240	38	17	SPBV.20003	36	245	38	16		PVC
25	5	25	SPBV.25002	60	245	46	24	SPBV.25003	44	235	44	19		PVC


**METAL CAPS**

NOMINAL SIZE			FEMALE DUST PLUG					MALE DUST CAP					MATERIAL
DNP	BG	ISO	COD. F	Dimensions			Weight (g)	COD. M	Dimensions			Weight (g)	
				D	L	D1			D	L	D1		
06	1	6.3	SPBV.06202	22	210	30	15	SPBV.06203	22	245	28	32	Aluminum
06	1	6.3	-	-	-	-	-	SPBV.06303	21	260	19	49	AISI 316
10	2	10	SPBV.10202	22	155	30	18	SPBV.10203	27	155	30	34	Aluminum
13	3	12.5	SPBV.13202	28	305	41	34	SPBV.13203	35	265	41	66	Aluminum
20	4	20	SPBV.20202	35	265	43	49	SPBV.20203	42	250	30	102	Aluminum
25	5	25	SPBV.25202	44	240	41	70	SPBV.25203	48	340	49	126	Aluminum
39	7	40	SPBV.39202	79	225	70.5	139	SPBV.39203	64.5	225	70.5	293	Aluminum
50	8	50	SPBV.50202	105	350	75	265	SPBV.50203	80	350	75	365	Aluminum


**SPARE PARTS**


NOMINAL SIZE			FEMALE GASKET	
DNP	BG	ISO	OR (NBR*)	BK (PTFE)
04	0	5	PBV.004.120	PBV.004.130
06	1	6.3	PBV.006.120	PBV.006.130
10	2	10	PBV.010.120	PBV.010.130
13	3	12.5	PBV.013.120	PBV.013.130
20	4	20	PBV.019.120	PBV.019.130
25	5	25	PBV.025.120	PBV.025.130
39	7	40	PBV.039.120	-
50	8	50	PBV.050.120	-

\* AL CODICE DELLA GUARNIZIONE IN NBR AGGIUNGERE 'E' PER EPDM O 'V' PER VITON  
 \* TO THE NBR GASKET CODE ADD 'E' FOR EPDM OR 'V' FOR VITON  
 \* ZU DER ARTIKELNR. DER NBR DICHTUNG GEBEN SIE 'E' FUER EPDM ODER 'V' FUER VITON AN  
 \* AU CODE DU JOINT EN NBR JOINDRE 'E' POUR EPDM OU 'V' POUR VITON

## ISO B

ACCIAIO  
STEEL  
STAHL  
ACIER

### Caratteristiche tecniche I

- Norma: ISO 7241 B
- Omologazione: API 16D
- Occlusione: valvola
- Aggancio: sfere radiali
- Materiale: acciaio
- Finitura: Zn-Fe (Cr III)
- Filettature: BSP - NPT
- Temperatura d'esercizio: -25 °C +200 °C
- Pressioni di esercizio: 250 bar
- Connessione in pressione: non consentita

### Technical data E


- Standard: ISO 7241 B
- Approval: API 16D
- Occlusion: poppet
- Locking: radial balls
- Material: steel
- Finishing: Zn-Fe (Cr III)
- Threads: BSP - NPT
- Working temperature: -25 °C +200 °C
- Working pressure: 250 bar
- Connection under pressure: not allowed

### Technische Merkmale D

- Norm: ISO 7241 B
- Zulassung: API 16D
- Verschluss: ventil
- Kupplung: Radial Kugeln
- Werkstoff: Stahl
- Ausführung: Zn-Fe (Cr III)
- Gewinde: BSP - NPT
- Betriebstemperatur: -25 °C +200 °C
- Betriebsdruck: 250 bar
- Kuppeln unter Druck: nicht möglich

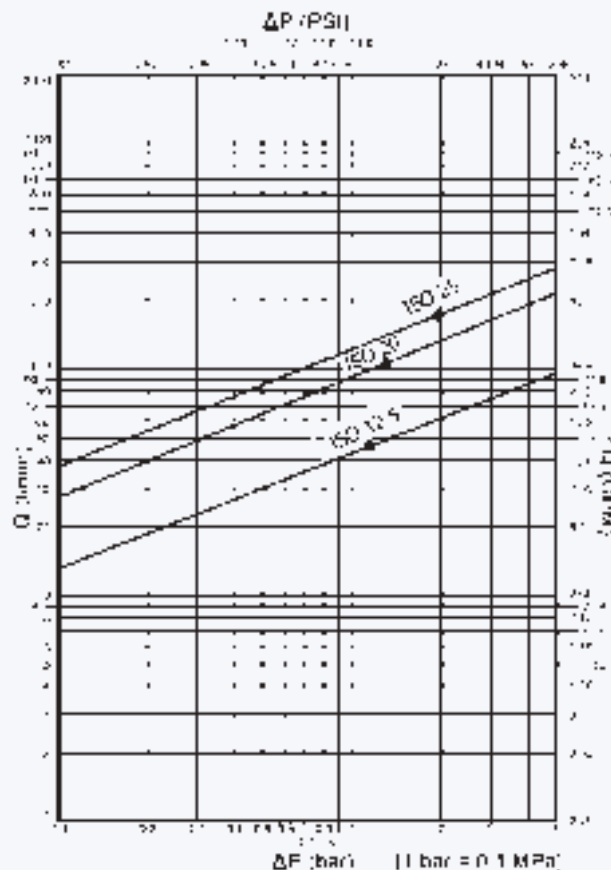
### Caracteristiques techniques F

- Norme: ISO 7241 B
- Attestation: API 16D
- Obturation: clapet
- Accrochage: billes radiales
- Matériel: acier
- Traitement: Zn-Fe (Cr III)
- Taraudage: BSP - NPT
- Température de service: -25 °C +200 °C
- Pression de service: 250 bar
- Connexion sous pression: pas possible



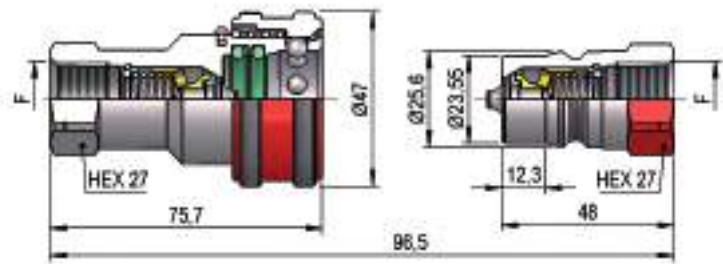
Nominal size				Max working pressure	Rated flow	Max flow rate	Min burst pressure			Fluid spillage
							Male	Female	Coupled	
DNP	BG	ISO	mm	MPa	l/min	l/min	MPa	MPa	MPa	cc
13	3	12.5	10.5	25	45	90	110	140	110	3.9
20	4	20	15.8	25	106	220	100	130	120	11
25	5	25	17.3	25	189	260	100	110	100	19

1 MPa = 145.04 psi • 1 l = 0.264 gal



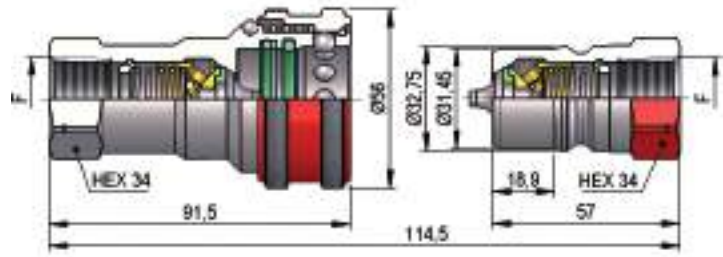


## PBV1 BOP DN13 - BG 3 - ISO 12.5



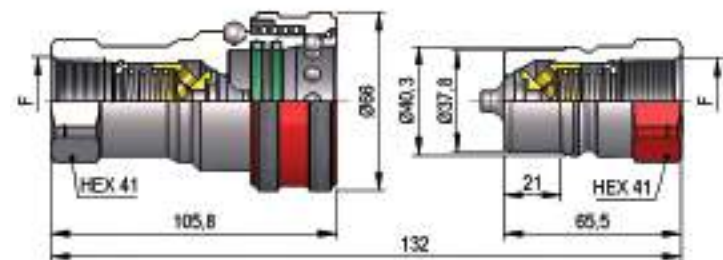
F	STANDARD	FEMMINA - FEMALE - MUFFE - FEMELLE			MASCHIO - MALE - STECKER - MALE		
		COD. F	Weight (g)	Packaging (pcs.)	COD. M	Weight (g)	Packaging (pcs.)
BSP 1/2"	DIN 3852-2-X	PBV4.1313.002 BOP	373	24	PBV1.1313.003 BOP	112	72
NPT 1/2"	ANSI B1.20.3	PBV4.1313.012 BOP	376	24	PBV1.1313.013 BOP	115	72

## PBV1 BOP DN20 - BG 4 - ISO 20



F	STANDARD	FEMMINA - FEMALE - MUFFE - FEMELLE			MASCHIO - MALE - STECKER - MALE		
		COD. F	Weight (g)	Packaging (pcs.)	COD. M	Weight (g)	Packaging (pcs.)
BSP 3/4"	DIN 3852-2-X	PBV4.2019.002 BOP	593	12	PBV1.2019.003 BOP	202	72
NPT 3/4"	ANSI B1.20.3	PBV4.2019.012 BOP	596	12	PBV1.2019.013 BOP	207	72

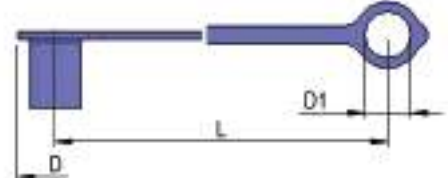
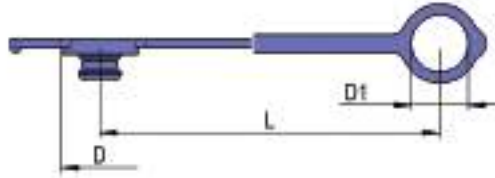
## PBV1 BOP DN25 - BG 5 - ISO 25




F	STANDARD	FEMMINA - FEMALE - MUFFE - FEMELLE			MASCHIO - MALE - STECKER - MALE		
		COD. F	Weight (g)	Packaging (pcs.)	COD. M	Weight (g)	Packaging (pcs.)
BSP 1"	DIN 3852-2-X	PBV4.2525.002 BOP	990	12	PBV1.2525.003 BOP	355	24
NPT 1"	ANSI B1.20.3	PBV4.2525.012 BOP	1000	12	PBV1.2525.013 BOP	364	24

**PLASTIC CAPS**

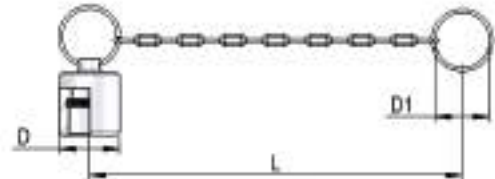
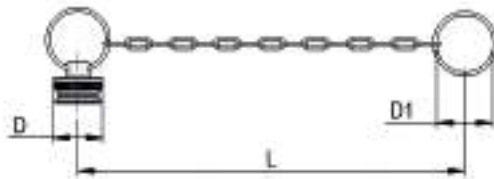
NOMINAL SIZE			FEMALE DUST PLUG					MALE DUST CAP					COLOR	MATERIAL
DNP	BG	ISO	COD. F	Dimensions			Weight (g)	COD. M	Dimensions			Weight (g)		
				D	L	D1			D	L	D1			
13	3	12.5	SPBV.13032	44	175	32	16	SPBV.13033	40	165	24	20		PVC
20	4	20	SPBV.20032	52	190	37	23	SPBV.20033	44	190	31	27		PVC
25	5	25	SPBV.25032	61	230	43	30	SPBV.25033	53	230	37	40		PVC



NOMINAL SIZE			FEMALE DUST PLUG					MALE DUST CAP					COLOR	MATERIAL
DNP	BG	ISO	COD. F	Dimensions			Weight (g)	COD. M	Dimensions			Weight (g)		
				D	L	D1			D	L	D1			
13	3	12.5	SPBV.13002	38	240	29	15	SPBV.13003	29	245	28	13		PVC
20	4	20	SPBV.20002	49	240	38	17	SPBV.20003	36	245	38	16		PVC
25	5	25	SPBV.25002	60	245	46	24	SPBV.25003	44	235	44	19		PVC


**METAL CAPS**

NOMINAL SIZE			FEMALE DUST PLUG					MALE DUST CAP					MATERIAL
DNP	BG	ISO	COD. F	Dimensions			Weight (g)	COD. M	Dimensions			Weight (g)	
				D	L	D1			D	L	D1		
13	3	12.5	SPBV.13202	28	305	41	34	SPBV.13203	35	265	41	66	Aluminum
20	4	20	SPBV.20202	35	265	43	49	SPBV.20203	42	250	30	102	Aluminum
25	5	25	SPBV.25202	44	240	41	70	SPBV.25203	48	340	49	126	Aluminum



**ISO B**

OTTONE  
BRASS  
MESSING  
LAITON

**Caratteristiche tecniche I**

- Norma: ISO 7241 B
- Occlusione: valvola
- Aggancio: sfere radiali
- Materiale: ottone
- Finitura: nichelatura su richiesta
- Filettature: BSP - NPT
- Guarnizioni standard: FKM
- Temperatura d'esercizio: -25 °C +200 °C
- Guarnizioni opzionali: FFKM, EPDM o altro
- Pressioni di esercizio: 50-300 bar
- Connessione in pressione: non consentita

**Technical data E**


- Standard: ISO 7241 B
- Occlusion: poppet
- Locking: radial balls
- Material: brass
- Finishing: nickel-plating on request
- Threads: BSP - NPT
- Standard seals: FKM
- Working temperature: -25 °C +200 °C
- Optional seals: FFKM, EPDM or more
- Working pressure: 50-300 bar
- Connection under pressure: not allowed

**Technische Merkmale D**

- Norm: ISO 7241 B
- Verschluss: ventil
- Kupplung: Radial Kugeln
- Werkstoff: Messing
- Ausführung: Nickelüberzug auf Wunsch
- Gewinde: BSP - NPT
- Standard-Dichtungen: FKM
- Betriebstemperatur: -25 °C +200 °C
- Dichtungen nach Wahl: FFKM, EPDM, usw.
- Betriebsdruck: 50-300 bar
- Kuppeln unter Druck: nicht möglich

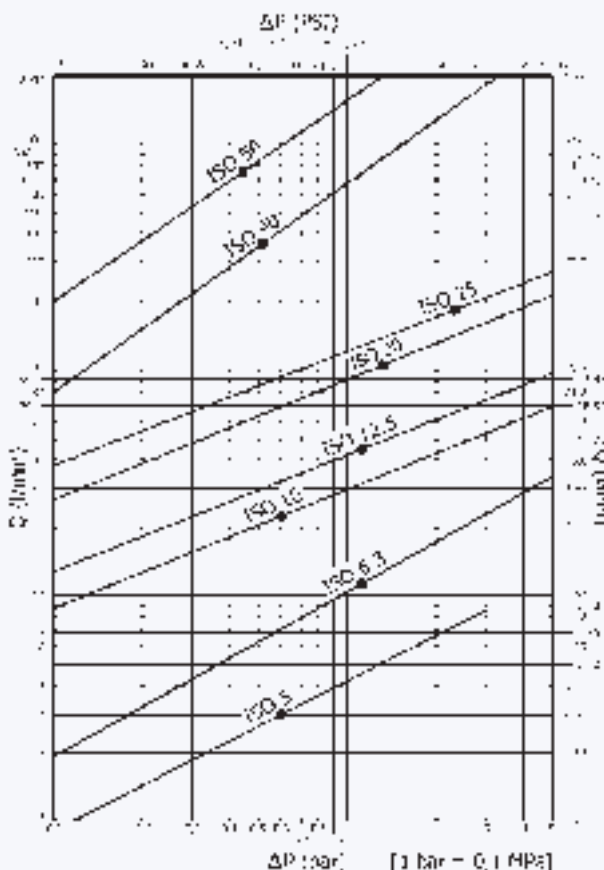
**Caracteristiques techniques F**

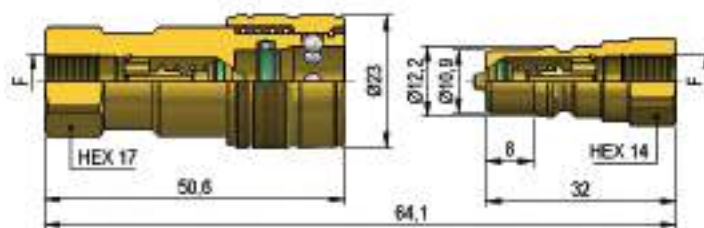
- Norme: ISO 7241 B
- Obturation: clapet
- Accrochage: billes radiales
- Matériel: laiton
- Traitement: nickelage sur demande
- Taraudage: BSP - NPT
- Joints standard: FKM
- Température de service: -25 °C +200 °C
- Joints facultatifs: FFKM, EPDM, ect.
- Pression de service: 50-300 bar
- Connexion sous pression: pas possible



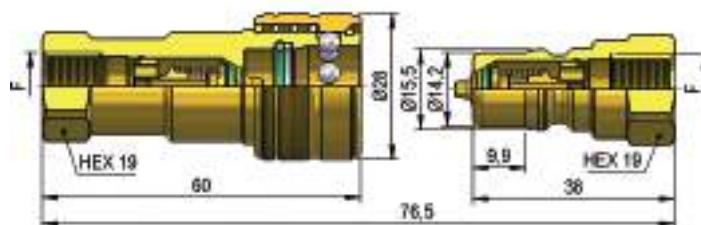
Nominal size				Max working pressure	Rated flow	Max flow rate	Min burst pressure			Fluid spillage
DNP	BG	ISO	mm				Male	Female	Coupled	
04	0	5	4.2	30	3	9	120	190	150	0.5
06	1	6.3	6.5	20	12	24	80	80	120	1
10	2	10	8.5	20	23	46	80	85	95	2.4
13	3	12.5	10.5	18	45	90	72	90	100	3.9
20	4	20	15.8	13	106	220	55	65	80	11
25	5	25	17.3	13	189	260	55	70	60	19
39	7	40	36	6	379	757	25	25	25	95
50	8	50	50	5	757	1000	20	20	20	170

1 MPa = 145.04 psi • 1 l = 0.264 gal

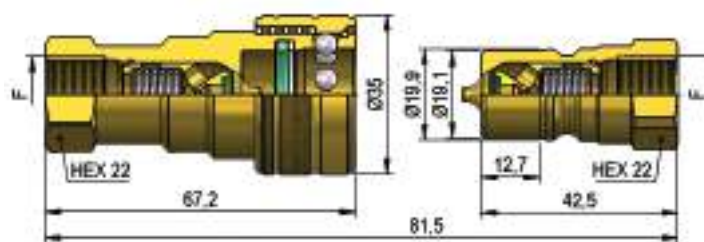


**PBVM DN04 - BG 0 - ISO 5**


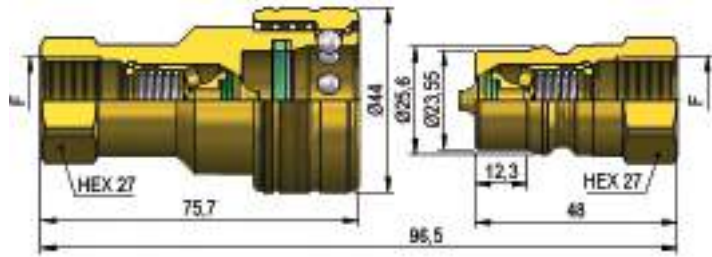
F	STANDARD	FEMMINA - FEMALE - MUFFE - FEMELLE			MASCIO - MALE - STECKER - MALE		
		COD. F	Weight (g)	Packaging (pcs.)	COD. M	Weight (g)	Packaging (pcs.)
BSP 1/8"	DIN 3852-2-X	PBVM.0404.002	96	160	PBVM.0404.003	22	500
NPT 1/8"	ANSI B1.20.3	PBVM.0404.012	96	160	PBVM.0404.013	22	500

**PBVM DN06 - BG 1 - ISO 6.3**


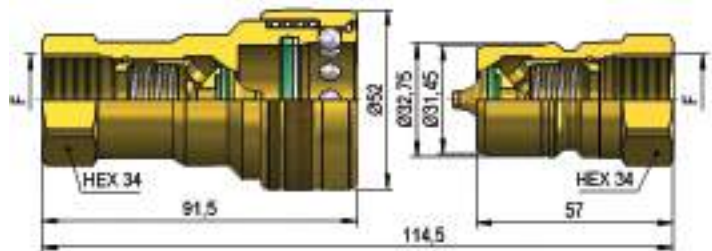
F	STANDARD	FEMMINA - FEMALE - MUFFE - FEMELLE			MASCIO - MALE - STECKER - MALE		
		COD. F	Weight (g)	Packaging (pcs.)	COD. M	Weight (g)	Packaging (pcs.)
BSP 1/4"	DIN 3852-2-X	PBVM.0606.002	133	100	PBVM.0606.003	43	300
NPT 1/4"	ANSI B1.20.3	PBVM.0606.012	134	100	PBVM.0606.013	44	300

**PBVM DN10 - BG 2 - ISO 10**


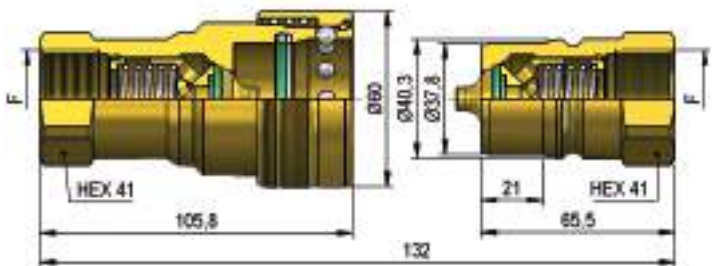
F	STANDARD	FEMMINA - FEMALE - MUFFE - FEMELLE			MASCIO - MALE - STECKER - MALE		
		COD. F	Weight (g)	Packaging (pcs.)	COD. M	Weight (g)	Packaging (pcs.)
BSP 3/8"	DIN 3852-2-X	PBVM.1010.002	213	54	PBVM.1010.003	69	200
NPT 3/8"	ANSI B1.20.3	PBVM.1010.012	215	54	PBVM.1010.013	71	200

**PBVM DN13 - BG 3 - ISO 12.5**


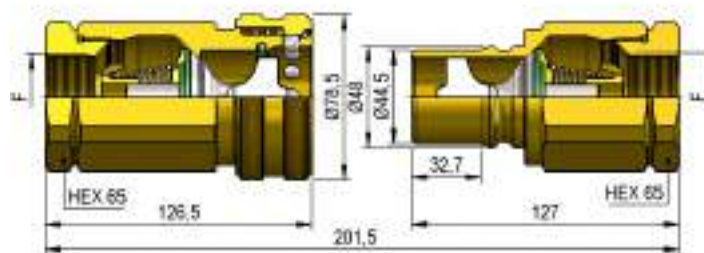
F	STANDARD	FEMMINA - FEMALE - MUFFE - FEMELLE			MASCHIO - MALE - STECKER - MALE		
		COD. F	Weight (g)	Packaging (pcs.)	COD. M	Weight (g)	Packaging (pcs.)
BSP 1/2"	DIN 3852-2-X	PBVM.1313.002	396	45	PBVM.1313.003	124	200
NPT 1/2"	ANSI B1.20.3	PBVM.1313.012	400	45	PBVM.1313.013	128	200

**PBVM DN20 - BG 4 - ISO 20**


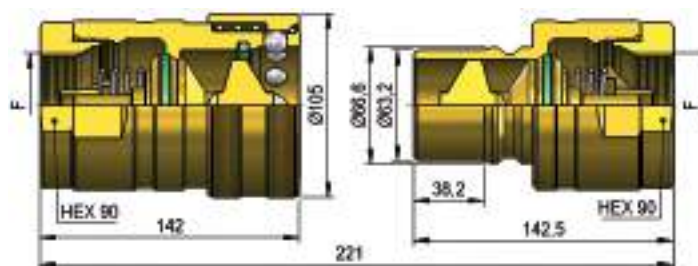
F	STANDARD	FEMMINA - FEMALE - MUFFE - FEMELLE			MASCHIO - MALE - STECKER - MALE		
		COD. F	Weight (g)	Packaging (pcs.)	COD. M	Weight (g)	Packaging (pcs.)
BSP 3/4"	DIN 3852-2-X	PBVM.2019.002	597	25	PBVM.2019.003	226	45
NPT 3/4"	ANSI B1.20.3	PBVM.2019.012	601	25	PBVM.2019.013	230	45

**PBVM DN25 - BG 5 - ISO 25**


F	STANDARD	FEMMINA - FEMALE - MUFFE - FEMELLE			MASCHIO - MALE - STECKER - MALE		
		COD. F	Weight (g)	Packaging (pcs.)	COD. M	Weight (g)	Packaging (pcs.)
BSP 1"	DIN 3852-2-X	PBVM.2525.002	938	18	PBVM.2525.003	392	30
NPT 1"	ANSI B1.20.3	PBVM.2525.012	950	18	PBVM.2525.013	403	30

**PBVM DN39 - BG 7 - ISO 40**


F	STANDARD	FEMMINA - FEMALE - MUFFE - FEMELLE			MASCHIO - MALE - STECKER - MALE		
		COD. F	Weight (g)	Packaging (pcs.)	COD. M	Weight (g)	Packaging (pcs.)
BSP 1"¼	DIN 3852-2-X	PBVM.3931.002	2265	9	PBVM.3931.003	1420	12
NPT 1"¼	ANSI B1.20.3	PBVM.3931.012	2280	9	PBVM.3931.013	1435	12
BSP 1"½	DIN 3852-2-X	PBVM.3939.002	2180	9	PBVM.3939.003	1335	12
NPT 1"½	ANSI B1.20.3	PBVM.3939.012	2200	9	PBVM.3939.013	1355	12

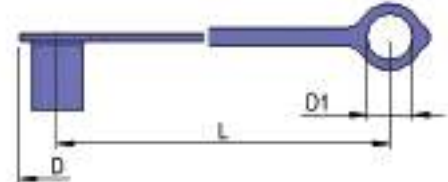
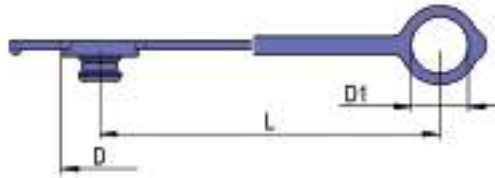
**PBVM DN50 - BG 8 - ISO 50**


F	STANDARD	FEMMINA - FEMALE - MUFFE - FEMELLE			MASCHIO - MALE - STECKER - MALE		
		COD. F	Weight (g)	Packaging (pcs.)	COD. M	Weight (g)	Packaging (pcs.)
BSP 2"	DIN 3852-2-X	PBVM.5051.002	5320	4	PBVM.5051.003	3470	5
NPT 2"	ANSI B1.20.3	PBVM.5051.012	5370	4	PBVM.5051.013	3520	5

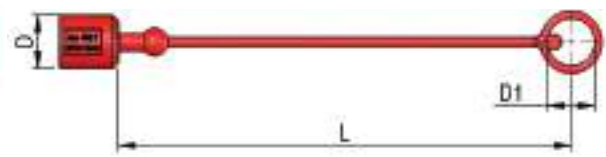



**PLASTIC CAPS**


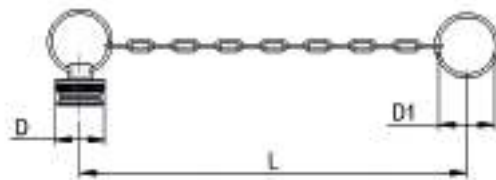
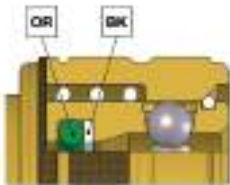
NOMINAL SIZE				FEMALE DUST PLUG				MALE DUST CAP				COLOR	MATERIAL	
DNP	BG	ISO	COD. F	Dimensions			Weight (g)	COD. M	Dimensions			Weight (g)		
				D	L	D1			D	L	D1			
06	1	6.3	SPBV.06032	28	125	21	8	SPBV.06033	28	125	17	8	●	PVC
10	2	10	SPBV.10032	33	135	25	10	SPBV.10033	33	130	20	13	●	PVC
13	3	12.5	SPBV.13032	44	175	32	16	SPBV.13033	40	165	24	20	●	PVC
20	4	20	SPBV.20032	52	190	37	23	SPBV.20033	44	190	31	27	●	PVC
25	5	25	SPBV.25032	61	230	43	30	SPBV.25033	53	230	37	40	●	PVC



NOMINAL SIZE				FEMALE DUST PLUG				MALE DUST CAP				COLOR	MATERIAL	
DNP	BG	ISO	COD. F	Dimensions			Weight (g)	COD. M	Dimensions			Weight (g)		
				D	L	D1			D	L	D1			
06	1	6.3	SPBV.06002	26	240	23	9	SPBV.06003	18	240	23	9	●	PVC
06	1	6.3	SPBV.06042	26	240	23	9	SPBV.06043	18	240	23	9	●	PVC
10	2	10	SPBV.10002	33	235	25	9	SPBV.10003	23	240	24	10	●	PVC
13	3	12.5	SPBV.13002	38	240	29	15	SPBV.13003	29	245	28	13	●	PVC
20	4	20	SPBV.20002	49	240	38	17	SPBV.20003	36	245	38	16	●	PVC
25	5	25	SPBV.25002	60	245	46	24	SPBV.25003	44	235	44	19	●	PVC


**METAL CAPS**

NOMINAL SIZE				FEMALE DUST PLUG				MALE DUST CAP				MATERIAL	
DNP	BG	ISO	COD. F	Dimensions			Weight (g)	COD. M	Dimensions			Weight (g)	
				D	L	D1			D	L	D1		
06	1	6.3	SPBV.06202	22	210	30	15	SPBV.06203	22	245	28	32	Aluminum
06	1	6.3	-	-	-	-	-	SPBV.06303	21	260	19	49	AISI 316
10	2	10	SPBV.10202	22	155	30	18	SPBV.10203	27	155	30	34	Aluminum
13	3	12.5	SPBV.13202	28	305	41	34	SPBV.13203	35	265	41	66	Aluminum
20	4	20	SPBV.20202	35	265	43	49	SPBV.20203	42	250	30	102	Aluminum
25	5	25	SPBV.25202	44	240	41	70	SPBV.25203	48	340	49	126	Aluminum
39	7	40	SPBV.39202	79	225	70.5	139	SPBV.39203	64.5	225	70.5	293	Aluminum
50	8	50	SPBV.50202	105	350	75	265	SPBV.50203	80	350	75	365	Aluminum


**SPARE PARTS**


NOMINAL SIZE			FEMALE GASKET	
DNP	BG	ISO	OR (FKM)	BK (PTFE)
04	0	5	PBV.004.120 V	PBV.004.130
06	1	6.3	PBV.006.120 V	PBV.006.130
10	2	10	PDV.010.120 V	PBV.010.130
13	3	12.5	PBV.013.120 V	PBV.013.130
20	4	20	PBV.019.120 V	PBV.019.130
25	5	25	PBV.025.120 V	PBV.025.130
39	7	40	PBV.039.120 V	-
50	8	50	PBV.050.120 V	-

**ISO B**

ACCIAIO INOX  
STAINLESS STEEL  
EDELSTAHL  
ACIER INOX

**Caratteristiche tecniche I**

- Norma: ISO 7241 B
- Occlusione: valvola
- Aggancio: sfere radiali
- Materiale: acciaio inox AISI 316
- Filettature: BSP - NPT
- Guarnizioni standard: FKM
- Temperatura d'esercizio: -25 °C +200 °C
- Guarnizioni opzionali: FFKM, EPDM o altro
- Pressioni di esercizio: 60-400 bar
- Connessione in pressione: non consentita

**Technical data E**

- Standard: ISO 7241 B
- Occlusion: poppet
- Locking: radial balls
- Material: stainless steel AISI 316
- Threads: BSP - NPT
- Standard seals: FKM
- Working temperature: -25 °C +200 °C
- Optional seals: FFKM, EPDM or more
- Working pressure: 60-400 bar
- Connection under pressure: not allowed

**Technische Merkmale D**

- Norm: ISO 7241 B
- Verschluss: ventil
- Kupplung: Radial Kugeln
- Werkstoff: rostfreiem Stahl AISI 316
- Gewinde: BSP - NPT
- Standard-Dichtungen: FKM
- Betriebstemperatur: -25 °C +200 °C
- Dichtungen nach Wahl: FFKM, EPDM, usw.
- Betriebsdruck: 60-400 bar
- Kuppeln unter Druck: nicht möglich

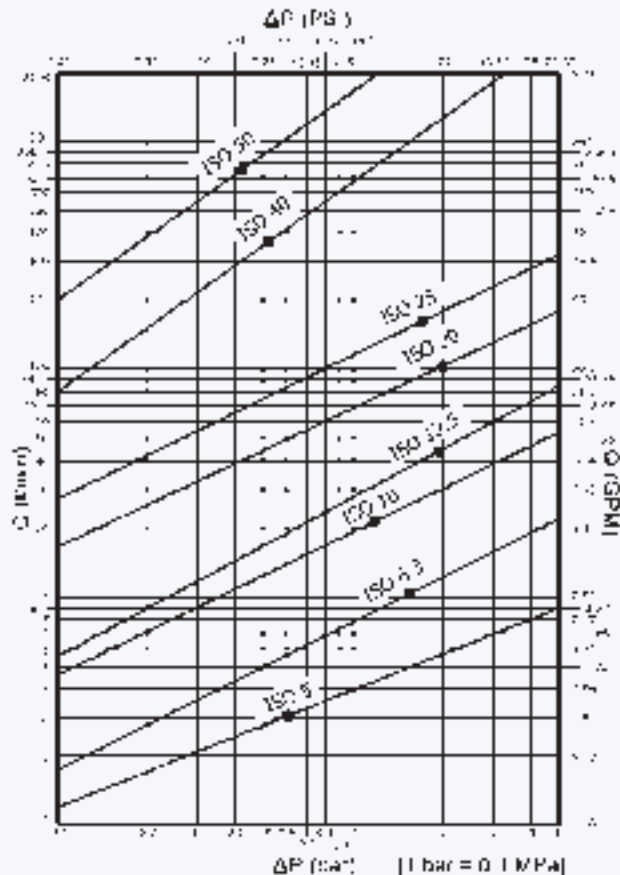
**Caracteristiques techniques F**

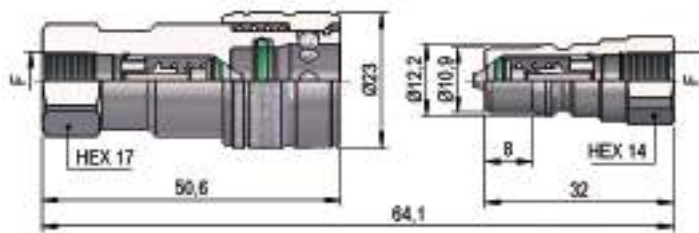
- Norme: ISO 7241 B
- Obturation: clapet
- Accrochage: billes radiales
- Matériel: acier inoxydable AISI 316
- Taraudage: BSP - NPT
- Joints standard: FKM
- Température de service: -25 °C +200 °C
- Joints facultatifs: FFKM, EPDM, ect.
- Pression de service: 60-400 bar
- Connexion sous pression: pas possible



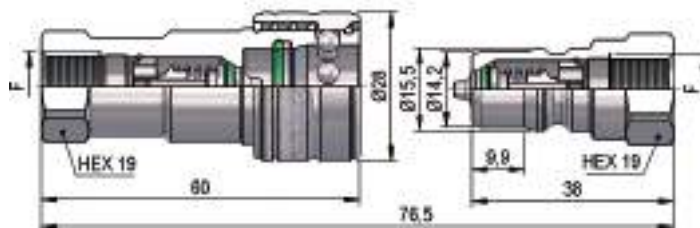
Nominal size				Max working pressure	Rated flow	Max flow rate	Min burst pressure			Fluid spillage
DNP	BG	ISO	mm				Male	Female	Coupled	
04	0	5	4.2	40	3	9	210	200	140	0.5
06	1	6.3	6.5	35	12	24	170	150	160	1
10	2	10	8.5	30	23	46	110	110	210	2.4
13	3	12.5	10.5	30	45	90	150	140	150	3.9
20	4	20	15.8	22	106	220	100	90	100	11
25	5	25	17.3	20	189	260	60	65	85	19
39	7	40	36	8	379	757	25	25	25	95
50	8	50	50	6	757	1000	20	20	20	170

1 MPa = 145.04 psi • 1 l = 0.264 gal

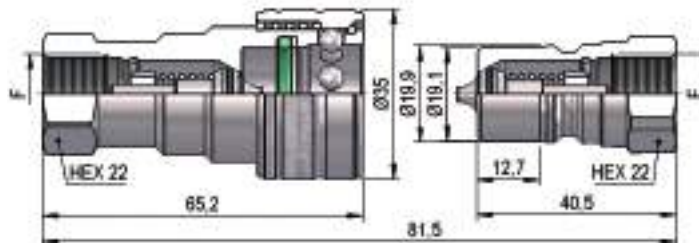


**PBVX DN04 - BG 0 - ISO 5**


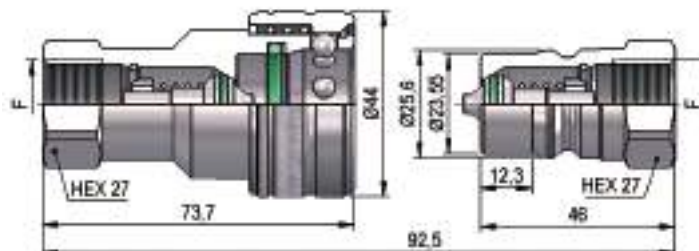
F	STANDARD	FEMMINA - FEMALE - MUFFE - FEMELLE			MASCIO - MALE - STECKER - MALE		
		COD. F	Weight (g)	Packaging (pcs.)	COD. M	Weight (g)	Packaging (pcs.)
BSP 1/8"	DIN 3852-2-X	PBVX.0404.002	78	160	PBVX.0404.003	19	500
NPT 1/8"	ANSI B1.20.3	PBVX.0404.012	78	160	PBVX.0404.013	19	500

**PBVX DN06 - BG 1 - ISO 6.3**


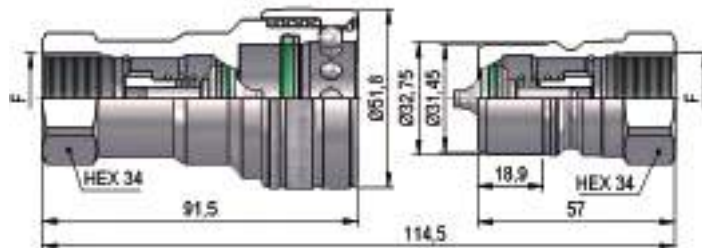
F	STANDARD	FEMMINA - FEMALE - MUFFE - FEMELLE			MASCIO - MALE - STECKER - MALE		
		COD. F	Weight (g)	Packaging (pcs.)	COD. M	Weight (g)	Packaging (pcs.)
BSP 1/4"	DIN 3852-2-X	PBVX.0606.002	130	100	PBVX.0606.003	40	300
NPT 1/4"	ANSI B1.20.3	PBVX.0606.012	131	100	PBVX.0606.013	41	300

**PBVX DN10 - BG 2 - ISO 10**


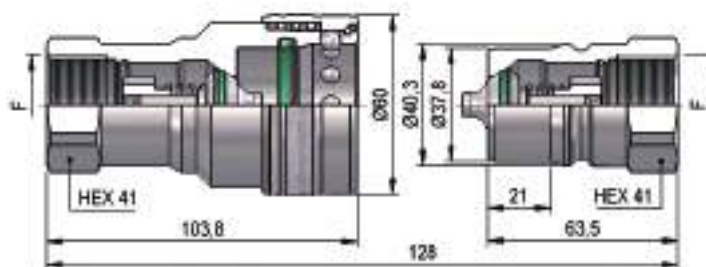
F	STANDARD	FEMMINA - FEMALE - MUFFE - FEMELLE			MASCIO - MALE - STECKER - MALE		
		COD. F	Weight (g)	Packaging (pcs.)	COD. M	Weight (g)	Packaging (pcs.)
BSP 3/8"	DIN 3852-2-X	PBVX.1010.002	197	48	PBVX.1010.003	60	150
NPT 3/8"	ANSI B1.20.3	PBVX.1010.012	198	48	PBVX.1010.013	61	150

**PBVX DN13 - BG 3 - ISO 12.5**


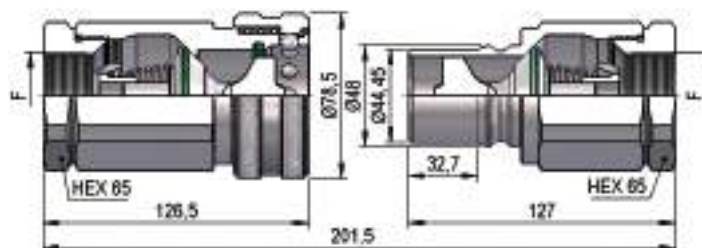
F	STANDARD	FEMMINA - FEMALE - MUFFE - FEMELLE			MASCIO - MALE - STECKER - MALE		
		COD. F	Weight (g)	Packaging (pcs.)	COD. M	Weight (g)	Packaging (pcs.)
BSP 1/2"	DIN 3852-2-X	PBVX.1313.002	346	30	PBVX.1313.003	107	100
NPT 1/2"	ANSI B1.20.3	PBVX.1313.012	350	30	PBVX.1313.013	109	100

**PBVX DN20 - BG 4 - ISO 20**


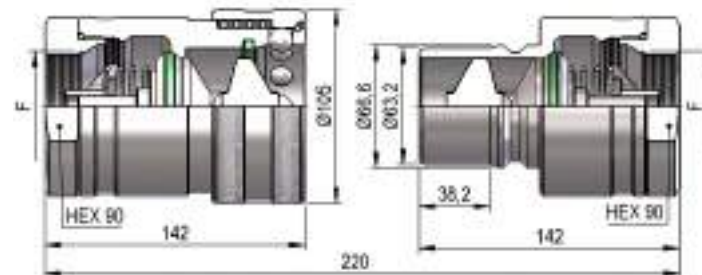
F	STANDARD	FEMMINA - FEMALE - MUFFE - FEMELLE			MASCHIO - MALE - STECKER - MALE		
		COD. F	Weight (g)	Packaging (pcs.)	COD. M	Weight (g)	Packaging (pcs.)
BSP 3/4"	DIN 3852-2-X	PBVX.2019.002	560	25	PBVX.2019.003	210	45
NPT 3/4"	ANSI B1.20.3	PBVX.2019.012	565	25	PBVX.2019.013	215	45

**PBVX DN25 - BG 5 - ISO 25**


F	STANDARD	FEMMINA - FEMALE - MUFFE - FEMELLE			MASCHIO - MALE - STECKER - MALE		
		COD. F	Weight (g)	Packaging (pcs.)	COD. M	Weight (g)	Packaging (pcs.)
BSP 1"	DIN 3852-2-X	PBVX.2525.002	908	18	PBVX.2525.003	342	30
NPT 1"	ANSI B1.20.3	PBVX.2525.012	918	18	PBVX.2525.013	352	30

**PBVX DN39 - BG 7 - ISO 40**


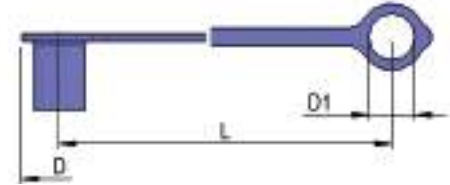
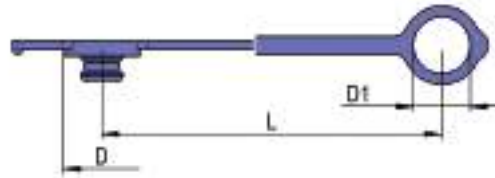
F	STANDARD	FEMMINA - FEMALE - MUFFE - FEMELLE			MASCHIO - MALE - STECKER - MALE		
		COD. F	Weight (g)	Packaging (pcs.)	COD. M	Weight (g)	Packaging (pcs.)
BSP 1 1/4"	DIN 3852-2-X	PBVX.3931.002	2088	9	PBVX.3931.003	1357	12
NPT 1 1/4"	ANSI B1.20.3	PBVX.3931.012	2100	9	PBVX.3931.013	1370	12
BSP 1 1/2"	DIN 3852-2-X	PBVX.3939.002	2005	9	PBVX.3939.003	1274	12
NPT 1 1/2"	ANSI B1.20.3	PBVX.3939.012	2022	9	PBVX.3939.013	1291	12

**PBVX DN50 - BG 8 - ISO 50**


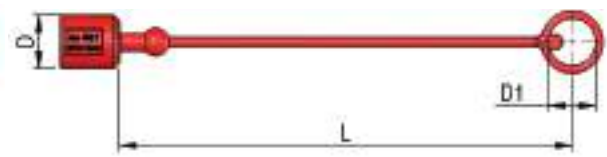
F	STANDARD	FEMMINA - FEMALE - MUFFE - FEMELLE			MASCHIO - MALE - STECKER - MALE		
		COD. F	Weight (g)	Packaging (pcs.)	COD. M	Weight (g)	Packaging (pcs.)
BSP 2"	DIN 3852-2-X	PBVX.5051.002	5170	4	PBVX.5051.003	3400	5
NPT 2"	ANSI B1.20.3	PBVX.5051.012	5180	4	PBVX.5051.013	3410	5

**PLASTIC CAPS**


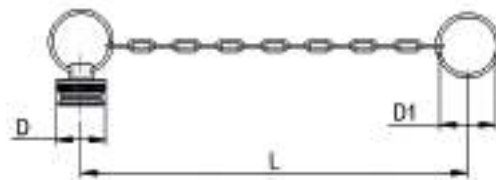
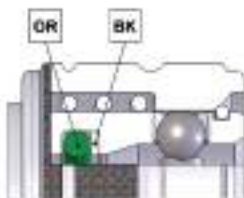
NOMINAL SIZE				FEMALE DUST PLUG				MALE DUST CAP				COLOR	MATERIAL	
DNP	BG	ISO	COD. F	Dimensions			Weight (g)	COD. M	Dimensions			Weight (g)		
				D	L	D1			D	L	D1			
06	1	6.3	SPBV.06032	28	125	21	8	SPBV.06033	28	125	17	8		PVC
10	2	10	SPBV.10032	33	135	25	10	SPBV.10033	33	130	20	13		PVC
13	3	12.5	SPBV.13032	44	175	32	16	SPBV.13033	40	165	24	20		PVC
20	4	20	SPBV.20032	52	190	37	23	SPBV.20033	44	190	31	27		PVC
25	5	25	SPBV.25032	61	230	43	30	SPBV.25033	53	230	37	40		PVC



NOMINAL SIZE				FEMALE DUST PLUG				MALE DUST CAP				COLOR	MATERIAL	
DNP	BG	ISO	COD. F	Dimensions			Weight (g)	COD. M	Dimensions			Weight (g)		
				D	L	D1			D	L	D1			
06	1	6.3	SPBV.06002	26	240	23	9	SPBV.06003	18	240	23	9		PVC
06	1	6.3	SPBV.06042	26	240	23	9	SPBV.06043	18	240	23	9		PVC
10	2	10	SPBV.10002	33	235	25	9	SPBV.10003	23	240	24	10		PVC
13	3	12.5	SPBV.13002	38	240	29	15	SPBV.13003	29	245	28	13		PVC
20	4	20	SPBV.20002	49	240	38	17	SPBV.20003	36	245	38	16		PVC
25	5	25	SPBV.25002	60	245	46	24	SPBV.25003	44	235	44	19		PVC


**METAL CAPS**

NOMINAL SIZE				FEMALE DUST PLUG				MALE DUST CAP				MATERIAL	
DNP	BG	ISO	COD. F	Dimensions			Weight (g)	COD. M	Dimensions			Weight (g)	
				D	L	D1			D	L	D1		
06	1	6.3	SPBV.06202	22	210	30	15	SPBV.06203	22	245	28	32	Aluminum
06	1	6.3	-	-	-	-	-	SPBV.06303	21	260	19	49	AISI 316
10	2	10	SPBV.10202	22	155	30	18	SPBV.10203	27	155	30	34	Aluminum
13	3	12.5	SPBV.13202	28	305	41	34	SPBV.13203	35	265	41	66	Aluminum
20	4	20	SPBV.20202	35	265	43	49	SPBV.20203	42	250	30	102	Aluminum
25	5	25	SPBV.25202	44	240	41	70	SPBV.25203	48	340	49	126	Aluminum
39	7	40	SPBV.39202	79	225	70.5	139	SPBV.39203	64.5	225	70.5	293	Aluminum
50	8	50	SPBV.50202	105	350	75	265	SPBV.50203	80	350	75	365	Aluminum


**SPARE PARTS**


NOMINAL SIZE			FEMALE GASKET	
DNP	BG	ISO	OR (FKM)	BK (PTFE)
04	0	5	PBV.004.120 V	PBV.004.130
06	1	6.3	PBV.006.120 V	PBV.006.130
10	2	10	PDV.010.120 V	PBV.010.130
13	3	12.5	PBV.013.120 V	PBV.013.130
20	4	20	PBV.019.120 V	PBV.019.130
25	5	25	PBV.025.120 V	PBV.025.130
39	7	40	PBV.039.120 V	-
50	8	50	PBV.050.120 V	-



**ISO B**

PASSAGGIO LIBERO/INOX  
 FREE FLOW/STAINLESS STEEL  
 FREIER DURCHLAUF/EDELSTAHL  
 PASSAGE LIBRE/ACIER INOX

**Caratteristiche tecniche I**

- Norma: ISO 7241 B
- Occlusione: passaggio libero
- Aggancio: sfere radiali
- Materiale: acciaio inox AISI 316
- Filettature: BSP - NPT
- Guarnizioni standard: FKM
- Temperatura d'esercizio: -25 °C +200 °C
- Guarnizioni opzionali: FFKM, EPDM o altro
- Pressioni di esercizio: 60-350 bar

**Technical data E**

- Standard: ISO 7241 B
- Occlusion: free flow
- Locking: radial balls
- Material: stainless steel AISI 316
- Threads: BSP - NPT
- Standard seals: FKM
- Working temperature: -25 °C +200 °C
- Optional seals: FFKM, EPDM or more
- Working pressure: 60-350 bar

**Technische Merkmale D**

- Norm: ISO 7241 B
- Verschluss: freier Durchlauf
- Kupplung: Radial Kugeln
- Werkstoff: rostfreiem Stahl AISI 316
- Gewinde: BSP - NPT
- Standard-Dichtungen: FKM
- Betriebstemperatur: -25 °C +200 °C
- Dichtungen nach Wahl: FFKM, EPDM, usw.
- Betriebsdruck: 60-350 bar

**Caracteristiques techniques F**

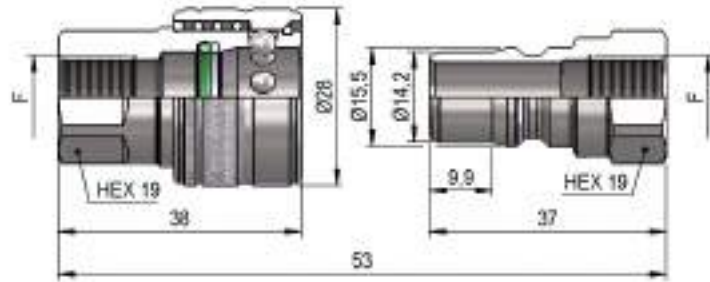
- Norme: ISO 7241 B
- Obturation: passage libre
- Accrochage: billes radiales
- Matériel: acier inoxydable AISI 316
- Taraudage: BSP - NPT
- Joints standard: FKM
- Température de service: -25 °C +200 °C
- Joints facultatifs: FFKM, EPDM, ect.
- Pression de service: 60-350 bar



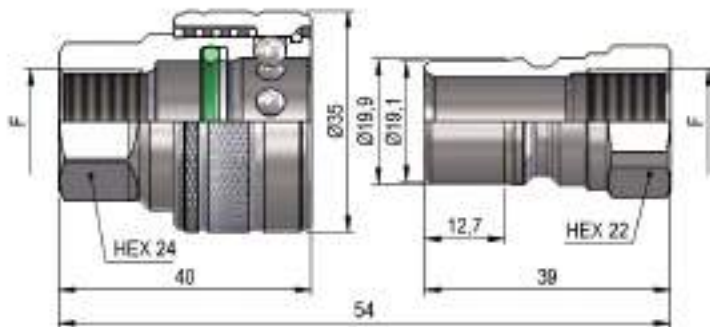
Nominal size				Max working pressure	Rated flow		Min burst pressure			Fluid spillage
							Male	Female	Coupled	
DNP	BG	ISO	mm	MPa	l/min	l/min	MPa	MPa	MPa	cc
06	1	6.3	11	35	45	90	-	-	160	-
10	2	10	15	35	106	220	-	-	210	-
13	3	12.5	19	35	189	380	-	-	150	-
20	4	20	24	25	288	560	-	-	100	-
25	5	25	29	20	379	760	-	-	88	-
39	7	40	38	8	757	1000	-	-	25	-
50	8	50	53	6	1000	1500	-	-	20	-

1 MPa = 145.04 psi • 1 l = 0.264 gal

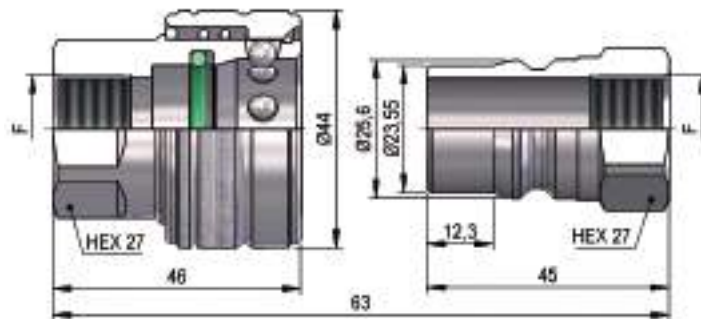


**PBOX DN06 - BG 1 - ISO 6.3**


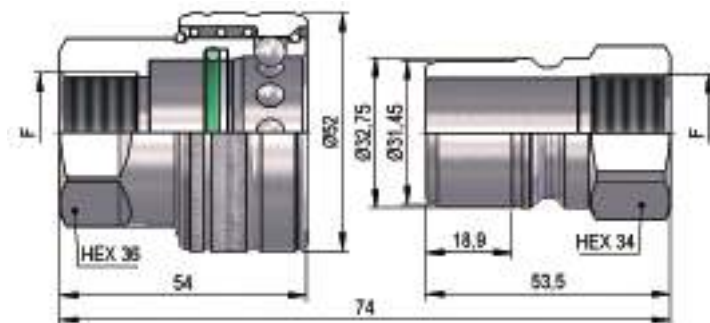
F	STANDARD	FEMMINA - FEMALE - MUFFE - FEMELLE			MASCHIO - MALE - STECKER - MALE		
		COD. F	Weight (g)	Packaging (pcs.)	COD. M	Weight (g)	Packaging (pcs.)
BSP 1/4"	DIN 3852-2-X	PBOX.0606.002	81	100	PBOX.0606.003	33	100
NPT 1/4"	ANSI B1.20.3	PBOX.0606.012	82	100	PBOX.0606.013	34	100

**PBOX DN10 - BG 2 - ISO 10**


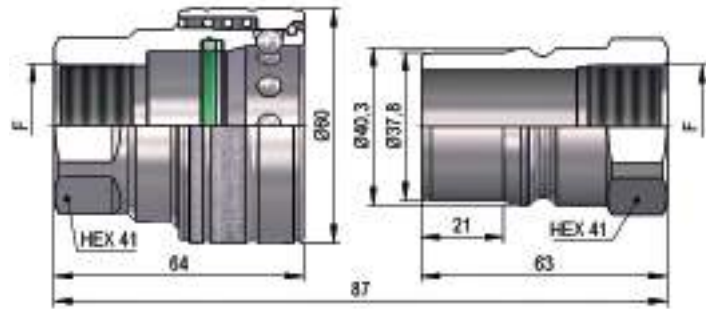
F	STANDARD	FEMMINA - FEMALE - MUFFE - FEMELLE			MASCHIO - MALE - STECKER - MALE		
		COD. F	Weight (g)	Packaging (pcs.)	COD. M	Weight (g)	Packaging (pcs.)
BSP 3/8"	DIN 3852-2-X	PBOX.1010.002	142	100	PBOX.1010.003	46	100
NPT 3/8"	ANSI B1.20.3	PBOX.1010.012	144	100	PBOX.1010.013	50	100

**PBOX DN13 - BG 3 - ISO 12.5**


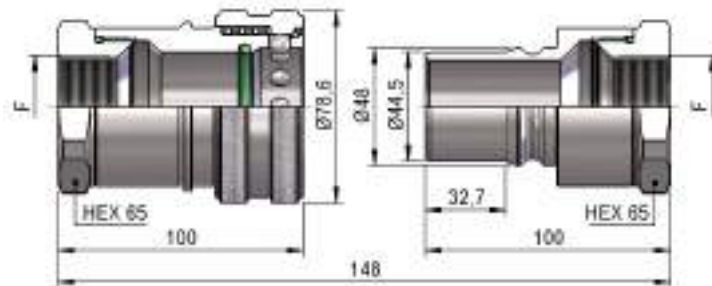
F	STANDARD	FEMMINA - FEMALE - MUFFE - FEMELLE			MASCHIO - MALE - STECKER - MALE		
		COD. F	Weight (g)	Packaging (pcs.)	COD. M	Weight (g)	Packaging (pcs.)
BSP 1/2"	DIN 3852-2-X	PBOX.1313.002	215	100	PBOX.1313.003	85	100
NPT 1/2"	ANSI B1.20.3	PBOX.1313.012	218	100	PBOX.1313.013	88	100

**PBOX DN20 - BG 4 - ISO 20**


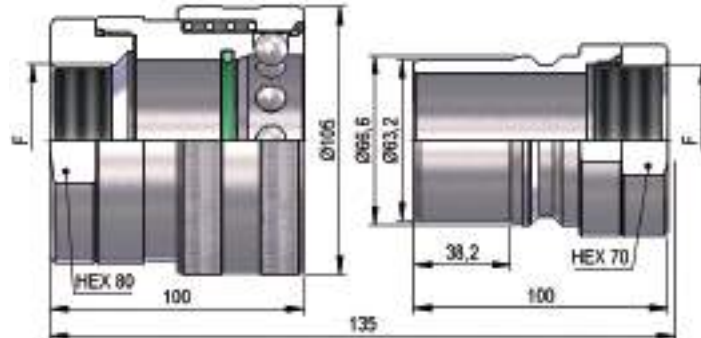
F	STANDARD	FEMMINA - FEMALE - MUFFE - FEMELLE			MASCHIO - MALE - STECKER - MALE		
		COD. F	Weight (g)	Packaging (pcs.)	COD. M	Weight (g)	Packaging (pcs.)
BSP 3/4"	DIN 3852-2-X	PBOX.2019.002	354	50	PBOX.2019.003	161	45
NPT 3/4"	ANSI B1.20.3	PBOX.2019.012	370	50	PBOX.2019.013	158	45

**PBOX DN25 - BG 5 - ISO 25**


F	STANDARD	FEMMINA - FEMALE - MUFFE - FEMELLE			MASCIO - MALE - STECKER - MALE		
		COD. F	Weight (g)	Packaging (pcs.)	COD. M	Weight (g)	Packaging (pcs.)
BSP 1"	DIN 3852-2-X	PBOX.2525.002	519	30	PBOX.2525.003	256	30
NPT 1"	ANSI B1.20.3	PBOX.2525.012	525	30	PBOX.2525.013	262	30

**PBOX DN39 - BG 7 - ISO 40**


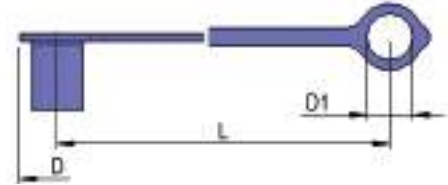
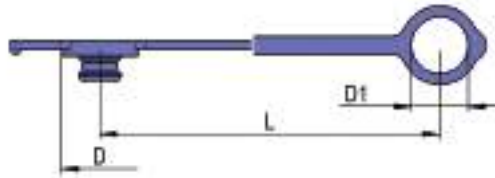
F	STANDARD	FEMMINA - FEMALE - MUFFE - FEMELLE			MASCIO - MALE - STECKER - MALE		
		COD. F	Weight (g)	Packaging (pcs.)	COD. M	Weight (g)	Packaging (pcs.)
BSP 1"¼	DIN 3852-2-X	PBOX.3931.002	1476	9	PBOX.3931.003	616	8
NPT 1"¼	ANSI B1.20.3	PBOX.3931.012	1488	9	PBOX.3931.013	628	8
BSP 1"½	DIN 3852-2-X	PBOX.3939.002	1390	9	PBOX.3939.003	539	8
NPT 1"½	ANSI B1.20.3	PBOX.3939.012	1405	9	PBOX.3939.013	554	8

**PBOX DN50 - BG 8 - ISO 50**


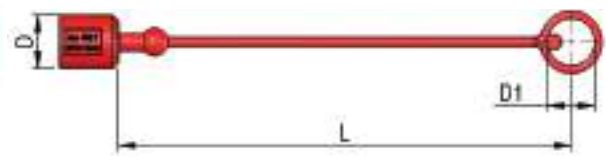

F	STANDARD	FEMMINA - FEMALE - MUFFE - FEMELLE			MASCIO - MALE - STECKER - MALE		
		COD. F	Weight (g)	Packaging (pcs.)	COD. M	Weight (g)	Packaging (pcs.)
BSP 2"	DIN 3852-2-X	PBOX.5051.002	3110	4	PBOX.5051.003	938	5
NPT 2"	ANSI B1.20.3	PBOX.5051.012	3150	4	PBOX.5051.013	980	5

**PLASTIC CAPS**


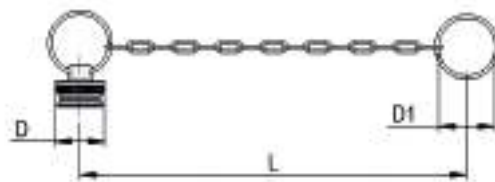
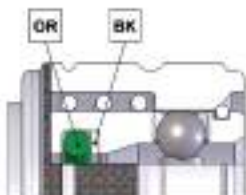
NOMINAL SIZE			FEMALE DUST PLUG					MALE DUST CAP					COLOR	MATERIAL
DNP	BG	ISO	COD. F	Dimensions			Weight (g)	COD. M	Dimensions			Weight (g)		
				D	L	D1			D	L	D1			
06	1	6.3	SPBV.06032	28	125	21	8	SPBV.06033	28	125	17	8		PVC
10	2	10	SPBV.10032	33	135	25	10	SPBV.10033	33	130	20	13		PVC
13	3	12.5	SPBV.13032	44	175	32	16	SPBV.13033	40	165	24	20		PVC
20	4	20	SPBV.20032	52	190	37	23	SPBV.20033	44	190	31	27		PVC
25	5	25	SPBV.25032	61	230	43	30	SPBV.25033	53	230	37	40		PVC



NOMINAL SIZE			FEMALE DUST PLUG					MALE DUST CAP					COLOR	MATERIAL
DNP	BG	ISO	COD. F	Dimensions			Weight (g)	COD. M	Dimensions			Weight (g)		
				D	L	D1			D	L	D1			
06	1	6.3	SPBV.06002	26	240	23	9	SPBV.06003	18	240	23	9		PVC
06	1	6.3	SPBV.06042	26	240	23	9	SPBV.06043	18	240	23	9		PVC
10	2	10	SPBV.10002	33	235	25	9	SPBV.10003	23	240	24	10		PVC
13	3	12.5	SPBV.13002	38	240	29	15	SPBV.13003	29	245	28	13		PVC
20	4	20	SPBV.20002	49	240	38	17	SPBV.20003	36	245	38	16		PVC
25	5	25	SPBV.25002	60	245	46	24	SPBV.25003	44	235	44	19		PVC


**METAL CAPS**

NOMINAL SIZE			FEMALE DUST PLUG					MALE DUST CAP					MATERIAL
DNP	BG	ISO	COD. F	Dimensions			Weight (g)	COD. M	Dimensions			Weight (g)	
				D	L	D1			D	L	D1		
06	1	6.3	SPBV.06202	22	210	30	15	SPBV.06203	22	245	28	32	Aluminum
06	1	6.3	-	-	-	-	-	SPBV.06303	21	260	19	49	AISI 316
10	2	10	SPBV.10202	22	155	30	18	SPBV.10203	27	155	30	34	Aluminum
13	3	12.5	SPBV.13202	28	305	41	34	SPBV.13203	35	265	41	66	Aluminum
20	4	20	SPBV.20202	35	265	43	49	SPBV.20203	42	250	30	102	Aluminum
25	5	25	SPBV.25202	44	240	41	70	SPBV.25203	48	340	49	126	Aluminum
39	7	40	SPBV.39202	79	225	70.5	139	SPBV.39203	64.5	225	70.5	293	Aluminum
50	8	50	SPBV.50202	105	350	75	265	SPBV.50203	80	350	75	365	Aluminum


**SPARE PARTS**


NOMINAL SIZE			FEMALE GASKET	
DNP	BG	ISO	OR (FKM)	BK (PTFE)
06	1	6.3	PBV.006.120 V	PBV.006.130
10	2	10	PDV.010.120 V	PBV.010.130
13	3	12.5	PBV.013.120 V	PBV.013.130
20	4	20	PBV.019.120 V	PBV.019.130
25	5	25	PBV.025.120 V	PBV.025.130
39	7	40	PBV.039.120 V	-
50	8	50	PBV.050.120 V	-

**ISO A**

ACCIAIO  
STEEL  
STAHL  
ACIER

**Caratteristiche tecniche I**

- Norma: ISO 7241 A
- Occlusione: valvola
- Aggancio: sfere radiali
- Materiale: acciaio
- Finitura: Zn-Fe (Cr III)
- Filettature: BSP - NPT - RC - SAE
- Guarnizioni standard: NBR
- Temperatura d'esercizio: -25 °C +100 °C
- Guarnizioni opzionali: FKM, FFKM, EPDM o altro
- Pressioni di esercizio: 160-350 bar
- Connessione in pressione: non consentita

**Technical data E**


- Standard: ISO 7241 A
- Occlusion: poppet
- Locking: radial balls
- Material: steel
- Finishing: Zn-Fe (Cr III)
- Threads: BSP - NPT - RC - SAE
- Standard seals: NBR
- Working temperature: -25 °C +100 °C
- Optional seals: FKM, FFKM, EPDM or more
- Working pressure: 160-350 bar
- Connection under pressure: not allowed

**Technische Merkmale D**

- Norm: ISO 7241 A
- Verschluss: ventil
- Kupplung: Radial Kugeln
- Werkstoff: Stahl
- Ausführung: Zn-Fe (Cr III)
- Gewinde: BSP - NPT - RC - SAE
- Standard-Dichtungen: NBR
- Betriebstemperatur: -25 °C +100 °C
- Dichtungen nach Wahl: FKM, FFKM, EPDM, usw.
- Betriebsdruck: 160-350 bar
- Kuppeln unter Druck: nicht möglich

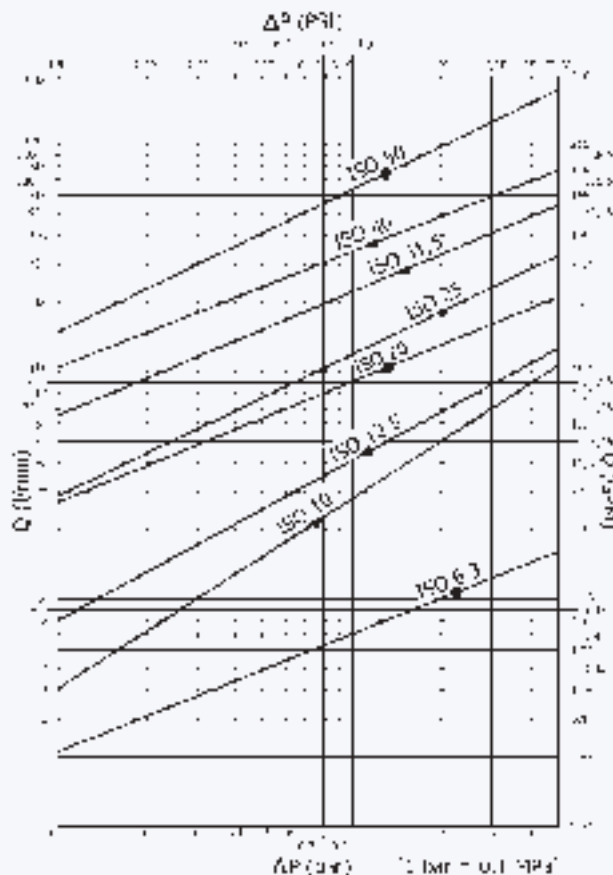
**Caracteristiques techniques F**

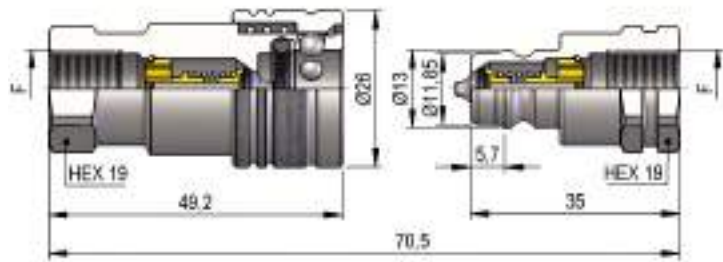
- Norme: ISO 7241 A
- Obturation: clapet
- Accrochage: billes radiales
- Matériel: acier
- Traitement: Zn-Fe (Cr III)
- Taraudage: BSP - NPT - RC - SAE
- Joints standard: NBR
- Température de service: -25 °C +100 °C
- Joints facultatifs: FKM, FFKM, EPDM, ect.
- Pression de service: 160-350 bar
- Connexion sous pression: pas possible



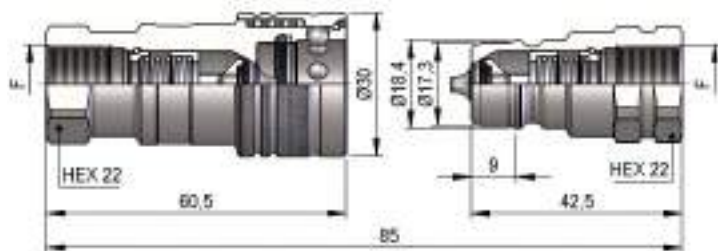
Nominal size				Max working pressure	Rated flow	Max flow rate	Min burst pressure			Fluid spillage
							Male	Female	Coupled	
DNP	BG	ISO	mm	MPa	l/min	l/min	MPa	MPa	MPa	cc
06	1	6.3	5	35	12	17	150	170	140	0.5
10	2	10	8.5	35	23	46	140	150	150	1.9
13	3	12.5	10.5	25	45	90	100	140	120	2.7
20	4	20	15.8	25	106	190	90	150	100	9.3
25	5	25	17.3	25	189	280	130	130	120	16
30	6	31.5	22.8	20	288	480	110	85	100	30
39	7	40	29.9	19	379	757	80	80	82	54
50	8	50	37.7	16	757	1000	65	96	100	120

1 MPa = 145.04 psi • 1 l = 0.264 gal

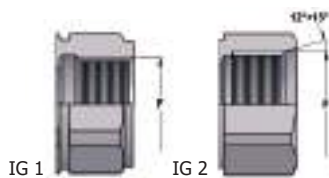


**PAV1 DN06 - BG 1 - ISO 6.3**


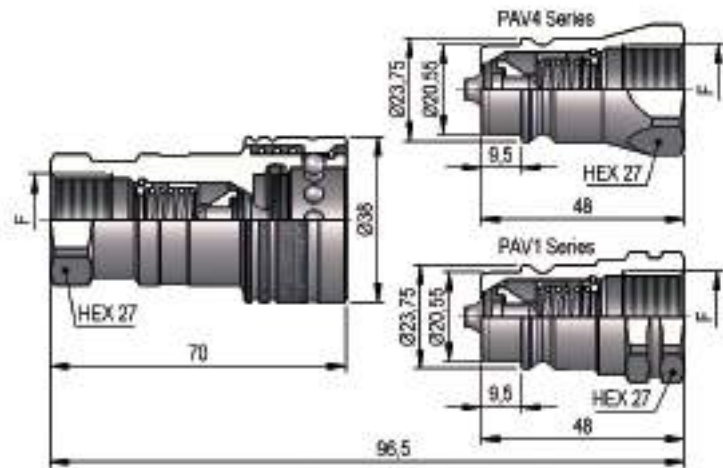
THREADS	F	STANDARD	FEMMINA - FEMALE - MUFFE - FEMELLE			MASCHIO - MALE - STECKER - MALE		
			COD. F	Weight (g)	Packaging (pcs.)	COD. M	Weight (g)	Packaging (pcs.)
<b>IG 1</b>	BSP 1/4"	DIN 3852-2-X	PAV1.0606.002	106	180	PAV1.0606.003	37	300
	NPT 1/4"	ANSI B1.20.3	PAV1.0606.012	107	180	PAV1.0606.013	38	300
	RC 1/4"	UNI ISO 7/1	PAV1.0606.042	107	180	PAV1.0606.043	38	300
<b>IG 2</b>	9/16"-18 UNF 2B	SAE J 1926-1	PAV1.0615.032	102	180	PAV1.0615.033	34	300

**PAV1 DN10 - BG 2 - ISO 10**


THREADS	F	STANDARD	FEMMINA - FEMALE - MUFFE - FEMELLE			MASCHIO - MALE - STECKER - MALE		
			COD. F	Weight (g)	Packaging (pcs.)	COD. M	Weight (g)	Packaging (pcs.)
<b>IG 1</b>	BSP 3/8"	DIN 3852-2-X	PAV1.1010.002	155	100	PAV1.1010.003	59	200
	NPT 3/8"	ANSI B1.20.3	PAV1.1010.012	156	100	PAV1.1010.013	60	200
	RC 3/8"	UNI ISO 7/1	PAV1.1010.042	156	100	PAV1.1010.043	60	200
<b>IG 2</b>	9/16"-18 UNF 2B	SAE J 1926-1	PAV3.1015.032	175	100	See PPV3 DN10		
	3/4"-16 UNF 2B	SAE J 1926-1	PAV1.1019.032	184	100	PAV1.1019.033	63	200

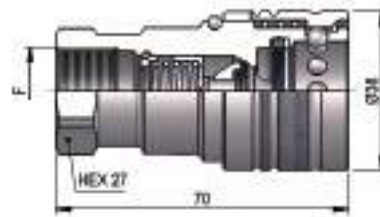
**THREADS**


## PAV1 DN13 - BG 3 - ISO 12.5



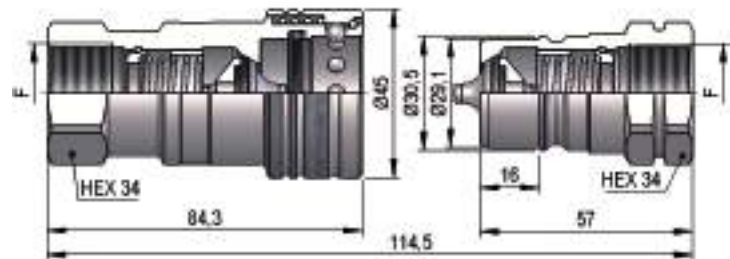
THREADS	F	STANDARD	FEMMINA - FEMALE - MUFFE - FEMELLE			MASCIO - MALE - STECKER - MALE		
			COD. F	Weight (g)	Packaging (pcs.)	COD. M	Weight (g)	Packaging (pcs.)
IG 1	BSP 1/2"	DIN 3852-2-X	PAV1.1313.002	268	50	PAV1.1313.003	97	200
	BSP 1/2"	DIN 3852-2-X				PAV4.1313.003	94	200
	NPT 1/2"	ANSI B1.20.3	PAV1.1313.012	269	50	PAV1.1313.013	98	200
	RC 1/2"	UNI ISO 7/1	PAV1.1313.042	269	50	PAV1.1313.043	98	200
	NPT 3/4"	ANSI B1.20.3	PAV1.1319.012	353	50	See PKV		
IG 2	M22x1,5	SAE J 2244/1	PAV1.1322.102	260	50	PAV1.1322.103	90	200
	3/4"-16 UNF 2B	SAE J 1926-1	PAV1.1319.032	274	50	PAV4.1319.033	101	200
	7/8"-14 UNF 2B	SAE J 1926-1	PAV1.1323.032	260	50	See PKV		

## PAV6 DN13 - BG 3 - ISO 12.5



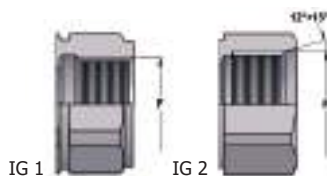
THREADS	F	STANDARD	FEMMINA - FEMALE - MUFFE - FEMELLE			MASCIO - MALE - STECKER - MALE		
			COD. F	Weight (g)	Packaging (pcs.)	COD. M	Weight (g)	Packaging (pcs.)
IG 1	BSP 1/2"	DIN 3852-2-X	PAV6.1313.002	292	50	See PAV1 DN13		
	NPT 1/2"	ANSI B1.20.3	PAV6.1313.012	294	50	See PAV1 DN13		
IG 2	7/8"-14 UNF 2B	SAE J 1926-1	PAV6.1323.032	290	50	See PKV		

## PAV1 DN20 - BG 4 - ISO 20



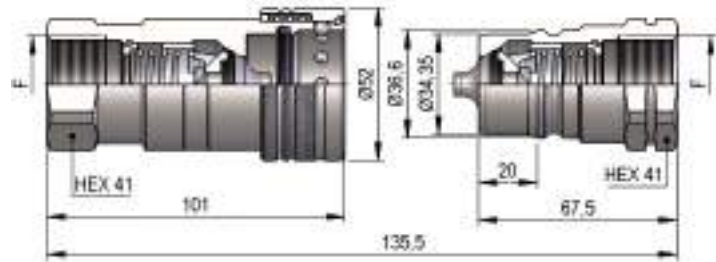
F	STANDARD	FEMMINA - FEMALE - MUFFE - FEMELLE			MASCIO - MALE - STECKER - MALE		
		COD. F	Weight (g)	Packaging (pcs.)	COD. M	Weight (g)	Packaging (pcs.)
BSP 3/4"	DIN 3852-2-X	PAV1.2019.002	428	28	PAV1.2019.003	180	45
NPT 3/4"	ANSI B1.20.3	PAV1.2019.012	434	28	PAV1.2019.013	186	45
RC 3/4"	UNI ISO 7/1	PAV1.2019.042	434	28	PAV1.2019.043	186	45

THREADS



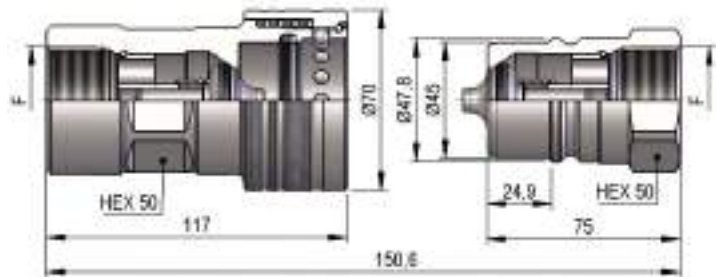


## PAV1 DN25 - BG 5 - ISO 25



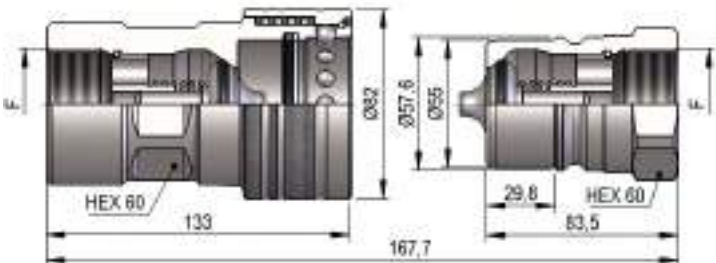
F	STANDARD	FEMMINA - FEMALE - MUFFE - FEMELLE			MASCIO - MALE - STECKER - MALE		
		COD. F	Weight (g)	Packaging (pcs.)	COD. M	Weight (g)	Packaging (pcs.)
BSP 1"	DIN 3852-2-X	PAV1.2525.002	700	20	PAV1.2525.003	304	30
NPT 1"	ANSI B1.20.3	PAV1.2525.012	708	20	PAV1.2525.013	313	30
RC 1"	UNI ISO 7/1	PAV1.2525.042	708	20	PAV1.2525.043	313	30

## PAV1 DN30 - BG 6 - ISO 31.5



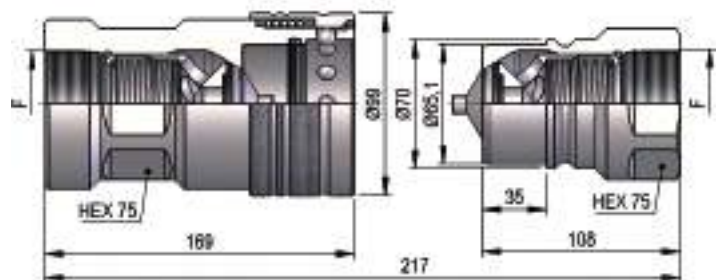
F	STANDARD	FEMMINA - FEMALE - MUFFE - FEMELLE			MASCIO - MALE - STECKER - MALE		
		COD. F	Weight (g)	Packaging (pcs.)	COD. M	Weight (g)	Packaging (pcs.)
BSP 1 1/4"	DIN 3852-2-X	PAV1.3031.002	1515	12	PAV1.3031.003	559	20
NPT 1 1/4"	ANSI B1.20.3	PAV1.3031.012	1532	12	PAV1.3031.013	572	20
RC 1 1/4"	UNI ISO 7/1	PAV1.3031.042	1532	12	PAV1.3031.043	572	20

## PAV1 DN39 - BG 7 - ISO 40



F	STANDARD	FEMMINA - FEMALE - MUFFE - FEMELLE			MASCIO - MALE - STECKER - MALE		
		COD. F	Weight (g)	Packaging (pcs.)	COD. M	Weight (g)	Packaging (pcs.)
BSP 1 1/2"	DIN 3852-2-X	PAV1.3939.002	2445	8	PAV1.3939.003	918	12
NPT 1 1/2"	ANSI B1.20.3	PAV1.3939.012	2464	8	PAV1.3939.013	938	12
RC 1 1/2"	UNI ISO 7/1	PAV1.3939.042	2464	8	PAV1.3939.043	938	12

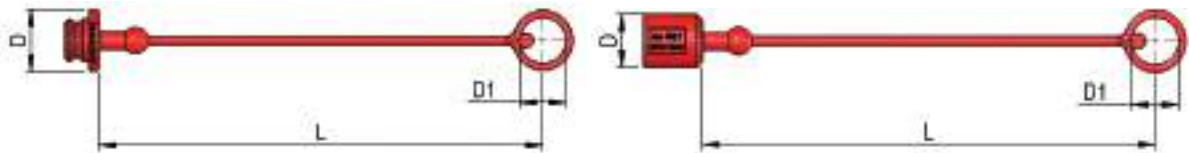
## PAV1 DN50 - BG 8 - ISO 50



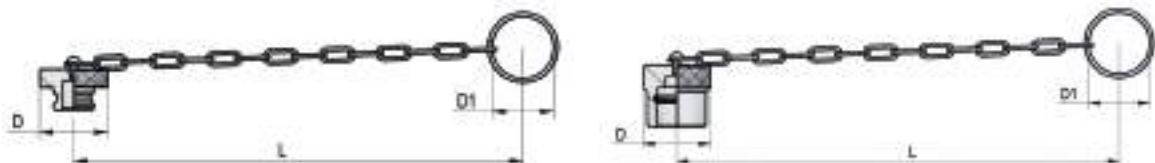
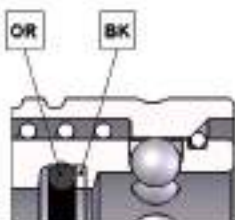
F	STANDARD	FEMMINA - FEMALE - MUFFE - FEMELLE			MASCIO - MALE - STECKER - MALE		
		COD. F	Weight (g)	Packaging (pcs.)	COD. M	Weight (g)	Packaging (pcs.)
BSP 2"	DIN 3852-2-X	PAV1.5051.002	5000	5	PAV1.5051.003	1804	8
NPT 2"	ANSI B1.20.3	PAV1.5051.012	5010	5	PAV1.5051.013	1820	8
RC 2"	UNI ISO 7/1	PAV1.5051.042	5010	5	PAV1.5051.043	1820	8

**PLASTIC CAPS**

NOMINAL SIZE			FEMALE DUST PLUG				MALE DUST CAP				COLOR	MATERIAL		
DNP	BG	ISO	COD. F	Dimensions			Weight (g)	COD. M	Dimensions			Weight (g)		
				D	L	D1			D	L	D1			
06	1	6.3	SPAV.06002	24	127	19.5	7	SPAV.06003	24.5	123	18	9	●	PVC
10	2	10	SPAV.10002	28	220	22	14	SPAV.10003	23.5	220	22	16	●	PVC
10	2	10	SPAV.10022	28	220	22	14	SPAV.10023	23.5	220	22	16	●	PVC
10	2	10	SPAV.10032	28	220	22	14	SPAV.10033	23.5	220	22	16	●	PVC
10	2	10	SPAV.10042	28	220	22	14	SPAV.10043	23.5	220	22	16	●	PVC
13	3	12.5	SPAV.13002	35	250	26	20	SPAV.13003	29	250	26	21	●	PVC
13	3	12.5	SPAV.13012	35	250	26	20	SPAV.13013	29	250	26	21	●	PVC
13	3	12.5	SPAV.13022	35	250	26	20	SPAV.13023	29	250	26	21	●	PVC
13	3	12.5	SPAV.13032	35	250	26	20	SPAV.13033	29	250	26	21	●	PVC
13	3	12.5	SPAV.13042	35	250	26	20	SPAV.13043	29	250	26	21	●	PVC
13	3	12.5	SPAV.13052	35	250	26	20	SPAV.13053	29	250	26	21	○	PVC
13	3	12.5	SPAV.13062	35	250	26	20	SPAV.13063	29	250	26	21	●	PVC
20	4	20	SPAV.20002	42	270	36	33	SPAV.20003	36.5	270	36	39	●	PVC
20	4	20	SPAV.20012	42	270	36	33	SPAV.20013	36.5	270	36	39	●	PVC
20	4	20	SPAV.20032	42	270	36	33	SPAV.20033	36.5	270	36	39	●	PVC
20	4	20	SPAV.20042	42	270	36	33	SPAV.20043	36.5	270	36	39	●	PVC
20	4	20	SPAV.20052	42	270	36	33	SPAV.20053	36.5	270	36	39	○	PVC
20	4	20	SPAV.20062	42	270	36	33	SPAV.20063	36.5	270	36	39	●	PVC
25	5	25	SPAV.25002	54	235	41	46	SPAV.25003	49	235	41	53	●	PVC


**METAL CAPS**

NOMINAL SIZE			FEMALE DUST PLUG				MALE DUST CAP				MATERIAL		
DNP	BG	ISO	COD. F	Dimensions			Weight (g)	COD. M	Dimensions			Weight (g)	
				D	L	D1			D	L	D1		
06	1	6.3	SPAV.06202	19	160	30	11	SPAV.06203	19	180	30	18	Aluminum
10	2	10	SPAV.10202	30	200	33	42	SPAV.10203	30	200	33	50	Aluminum
13	3	12.5	SPAV.13202	38	205	32	51	SPAV.13203	38	205	32	70	Aluminum
20	4	20	SPAV.20202	45	275	47	66	SPAV.20203	45	275	47	107	Aluminum
25	5	25	SPAV.25202	43	240	41	59	SPAV.25203	45	290	41	119	Aluminum
30	6	31.5	SPAV.30202	70	275	47	119	SPAV.30203	70	275	47	280	Aluminum
39	7	40	SPAV.39202	83	275	47	170	SPAV.39203	83	275	47	453	Aluminum
50	8	50	SPAV.50202	99	275	47	297	SPAV.50203	99	275	47	731	Aluminum


**SPARE PARTS**


NOMINAL SIZE			FEMALE GASKET	
DNP	BG	ISO	OR (NBR*)	BK (PTFE)
06	1	6.3	PAV.006.120	PAV.006.130
10	2	10	PAV.010.120	PAV.010.130
13	3	12.5	PAV.013.120	PAV.013.130
20	4	20	PAV.019.120	PAV.019.130
25	5	25	PAV.025.120	PAV.025.130
30	6	31.5	PAV.030.120	PAV.030.130
39	7	40	PAV.039.120	PAV.039.130
50	8	50	PAV.050.120	PAV.050.130

\*AL CODICE DELLA GUARNIZIONE IN NBR AGGIUNGERE 'E' PER EPDM O 'V' PER VITON

\*TO THE NBR GASKET CODE ADD 'E' FOR EPDM OR 'V' FOR VITON

\*ZU DER ARTIKELNR. DER NBR DICHTUNG GEBEN SIE 'E' FUER EPDM ODER 'V' FUER VITON AN

\*AU CODE DU JOINT EN NBR JOINDRE 'E' POUR EPDM OU 'V' POUR VITON

## ISO A

PASSAGGIO LIBERO/ACCIAIO  
FREE FLOW/STEEL  
FREIER DURCHLAUF/STAHL  
PASSAGE LIBRE/ACIER

### Caratteristiche tecniche I

- Norma: ISO 7241 A
- Occlusione: passaggio libero
- Aggancio: sfere radiali
- Materiale: acciaio
- Finitura: Zn-Fe (PA01) / cromatura (PAOC)
- Filettature: BSP - NPT - RC
- Guarnizioni standard: NBR (PA01) / FKM (PAOC)
- Temperatura d'esercizio: (PA01) -25 °C +100 °C (PAOC) -25 °C +200 °C
- Guarnizioni opzionali: FKM, FFKM, EPDM o altro
- Pressioni di esercizio: 250-350 bar

### Technical data E

- Standard: ISO 7241 A
- Occlusion: free flow
- Locking: radial balls
- Material: steel
- Finishing: Zn-Fe (PA01) / chroming (PAOC)
- Threads: BSP - NPT - RC
- Standard seals: NBR (PA01) / FKM (PAOC)
- Working temperature: (PA01) -25 °C +100 °C (PAOC) -25 °C +200 °C
- Optional seals: FKM, FFKM, EPDM or more
- Working pressure: 250-350 bar

### Technische Merkmale D

- Norm: ISO 7241 A
- Verschluss: freier Durchlauf
- Kupplung: Radial Kugeln
- Werkstoff: Stahl
- Ausführung: Zn-Fe (PA01) / Verchromung (PAOC)
- Gewinde: BSP - NPT - RC
- Standard-Dichtungen: NBR (PA01) / FKM (PAOC)
- Betriebstemperatur: (PA01) -25 °C +100 °C (PAOC) -25 °C +200 °C
- Dichtungen nach Wahl: FKM, FFKM, EPDM, usw.
- Betriebsdruck: 250-350 bar

### Caracteristiques techniques F

- Norme: ISO 7241 A
- Obturation: passage libre
- Accrochage: billes radiales
- Matériel: acier
- Traitement: Zn-Fe (PA01) / chromage (PAOC)
- Taraudage: BSP - NPT - RC
- Joints standard: NBR (PA01) / FKM (PAOC)
- Température de service: (PA01) -25 °C +100 °C (PAOC) -25 °C +200 °C
- Joints facultatifs: FKM, FFKM, EPDM, ect.
- Pression de service: 250-350 bar



## PA01

Nominal size				Max working pressure	Rated flow	Max flow rate	Min burst pressure			Fluid spillage
DNP	BG	ISO	mm				Male	Female	Coupled	
06	1	6.3	5.5	35	12	24	-	-	140	-
10	2	10	9	35	23	46	-	-	150	-
13	3	12.5	11.5	30	45	90	-	-	120	-
20	4	20	16.5	25	106	220	-	-	100	-
25	5	25	19	25	189	380	-	-	100	-
30	6	31.5	24.5	25	288	580	-	-	100	-

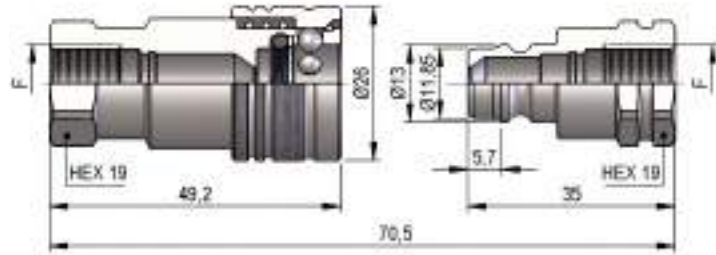
1 MPa = 145.04 psi • 1 l = 0.264 gal

## PAOC

Nominal size				Max working pressure	Rated flow	Max flow rate	Min burst pressure			Fluid spillage
DNP	BG	ISO	mm				Male	Female	Coupled	
10	2	10	13	35	45	90	-	-	150	-
13	3	12.5	17.2	30	189	380	-	-	120	-
20	4	20	23.2	25	288	580	-	-	100	-
25	5	25	28.2	25	379	760	-	-	100	-

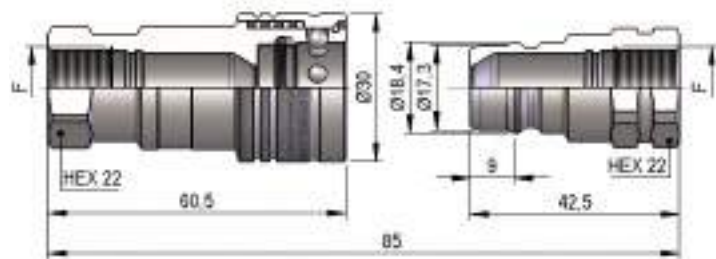
1 MPa = 145.04 psi • 1 l = 0.264 gal

## PA01 DN06 - BG 1 - ISO 6.3



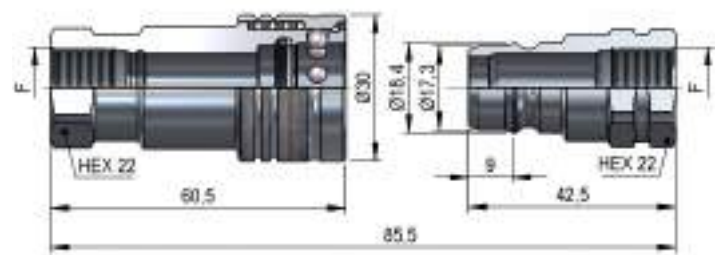
F	STANDARD	FEMMINA - FEMALE - MUFFE - FEMELLE			MASCIO - MALE - STECKER - MALE		
		COD. F	Weight (g)	Packaging (pcs.)	COD. M	Weight (g)	Packaging (pcs.)
BSP 1/4"	DIN 3852-2-X	PA01.0606.002	102	180	PA01.0606.003	33	300
NPT 1/4"	ANSI B1.20.3	PA01.0606.012	103	180	PA01.0606.013	34	300
RC 1/4"	UNI ISO 7/1	PA01.0606.042	103	180	PA01.0606.043	34	300

## PA01 DN10 - BG 2 - ISO 10




F	STANDARD	FEMMINA - FEMALE - MUFFE - FEMELLE			MASCIO - MALE - STECKER - MALE		
		COD. F	Weight (g)	Packaging (pcs.)	COD. M	Weight (g)	Packaging (pcs.)
BSP 3/8"	DIN 3852-2-X	PA01.1010.002	146	100	PA01.1010.003	50	200
NPT 3/8"	ANSI B1.20.3	PA01.1010.012	147	100	PA01.1010.013	51	200
RC 3/8"	UNI ISO 7/1	PA01.1010.042	147	100	PA01.1010.043	51	200

## PA0C DN10 - BG 2 - ISO 10



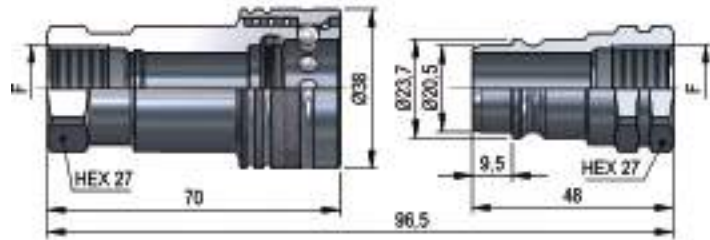
F	STANDARD	FEMMINA - FEMALE - MUFFE - FEMELLE			MASCIO - MALE - STECKER - MALE		
		COD. F	Weight (g)	Packaging (pcs.)	COD. M	Weight (g)	Packaging (pcs.)
BSP 3/8"	DIN 3852-2-X	PA0C.1010.002	145	100	PA0C.1010.003	49	200

## PA01 DN13 - BG 3 - ISO 12.5



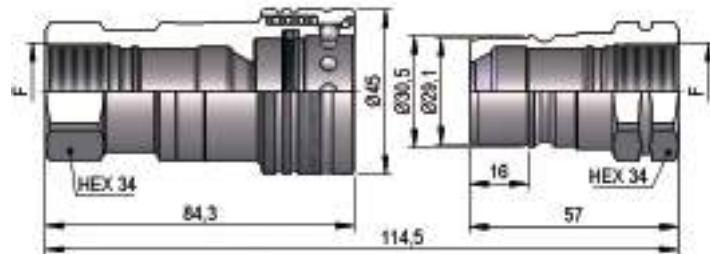
THREADS	F	STANDARD	FEMMINA - FEMALE - MUFFE - FEMELLE			MASCIO - MALE - STECKER - MALE		
			COD. F	Weight (g)	Packaging (pcs.)	COD. M	Weight (g)	Packaging (pcs.)
IG 1	BSP 1/2"	DIN 3852-2-X	PAO1.1313.002	250	50	PAO1.1313.003	80	200
	NPT 1/2"	ANSI B1.20.3	PAO1.1313.012	251	50	PAO1.1313.013	81	200
	RC 1/2"	UNI ISO 7/1	PAO1.1313.042	251	50	PAO1.1313.043	81	200
IG 2	M22x1.5	SAE J 2244/1	PAO1.1322.102	243	50	PAO1.1322.103	73	200

## PAOC DN13 - BG 3 - ISO 12.5



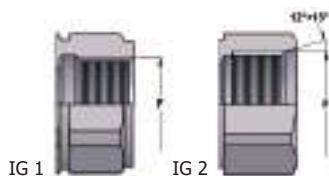
F	STANDARD	FEMMINA - FEMALE - MUFFE - FEMELLE			MASCIO - MALE - STECKER - MALE		
		COD. F	Weight (g)	Packaging (pcs.)	COD. M	Weight (g)	Packaging (pcs.)
BSP 1/2"	DIN 3852-2-X	PAOC.1313.002	246	50	PAOC.1313.003	76	200

## PA01 DN20 - BG 4 - ISO 20

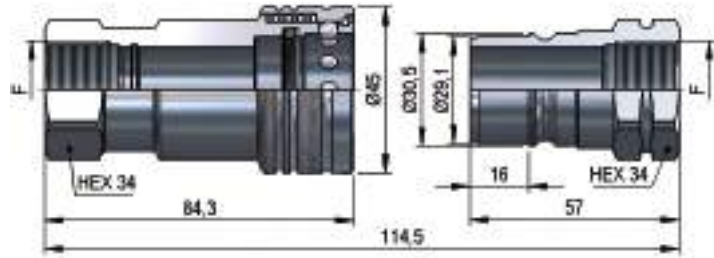


F	STANDARD	FEMMINA - FEMALE - MUFFE - FEMELLE			MASCIO - MALE - STECKER - MALE		
		COD. F	Weight (g)	Packaging (pcs.)	COD. M	Weight (g)	Packaging (pcs.)
BSP 3/4"	DIN 3852-2-X	PAO1.2019.002	396	28	PAO1.2019.003	149	45
NPT 3/4"	ANSI B1.20.3	PAO1.2019.012	400	28	PAO1.2019.013	153	45
RC 3/4"	UNI ISO 7/1	PAO1.2019.042	400	28	PAO1.2019.043	153	45

THREADS

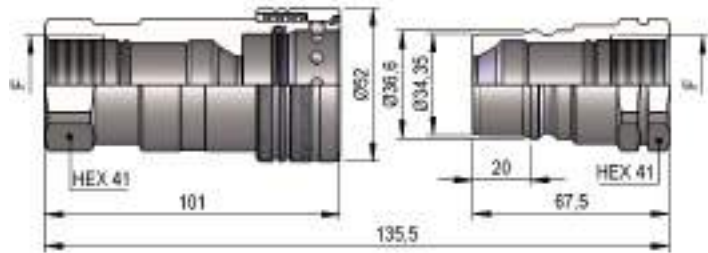


## PAOC DN20 - BG 4 - ISO 20



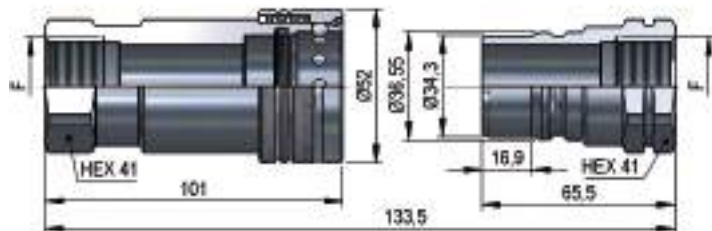
F	STANDARD	FEMMINA - FEMALE - MUFFE - FEMELLE			MASCHIO - MALE - STECKER - MALE		
		COD. F	Weight (g)	Packaging (pcs.)	COD. M	Weight (g)	Packaging (pcs.)
BSP 3/4"	DIN 3852-2-X	PAOC.2019.002	392	28	PAOC.2019.003	145	45

## PA01 DN25 - BG 5 - ISO 25



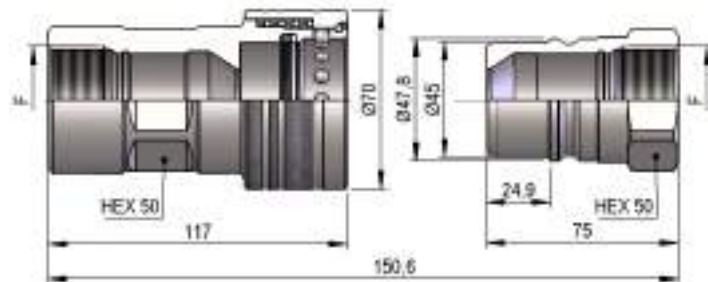
F	STANDARD	FEMMINA - FEMALE - MUFFE - FEMELLE			MASCHIO - MALE - STECKER - MALE		
		COD. F	Weight (g)	Packaging (pcs.)	COD. M	Weight (g)	Packaging (pcs.)
BSP 1"	DIN 3852-2-X	PA01.2525.002	640	20	PA01.2525.003	243	30
NPT 1"	ANSI B1.20.3	PA01.2525.012	649	20	PA01.2525.013	252	30
RC 1"	UNI ISO 7/1	PA01.2525.042	649	20	PA01.2525.043	252	30

## PAOC DN25 - BG 5 - ISO 25



F	STANDARD	FEMMINA - FEMALE - MUFFE - FEMELLE			MASCHIO - MALE - STECKER - MALE		
		COD. F	Weight (g)	Packaging (pcs.)	COD. M	Weight (g)	Packaging (pcs.)
BSP 1"	DIN 3852-2-X	PAOC.2525.002	631	20	PAOC.2525.003	234	30

## PA01 DN30 - BG 6 - ISO 31.5

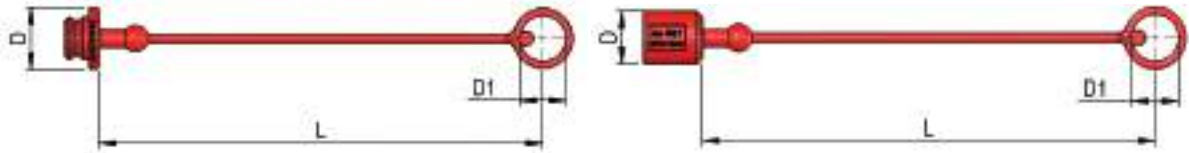


F	STANDARD	FEMMINA - FEMALE - MUFFE - FEMELLE			MASCHIO - MALE - STECKER - MALE		
		COD. F	Weight (g)	Packaging (pcs.)	COD. M	Weight (g)	Packaging (pcs.)
BSP 1 1/4"	DIN 3852-2-X	PA01.3031.002	1381	12	PA01.3031.003	425	20
NPT 1 1/4"	ANSI B1.20.3	PA01.3031.012	1392	12	PA01.3031.013	436	20
RC 1 1/4"	UNI ISO 7/1	PA01.3031.042	1392	12	PA01.3031.043	436	20

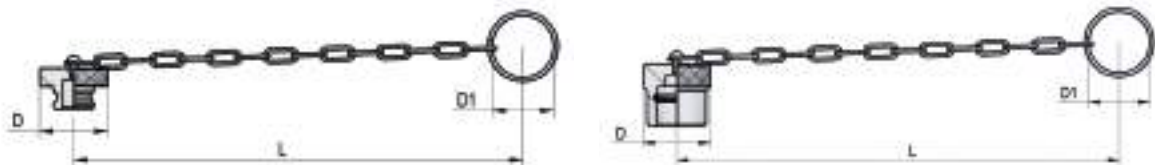
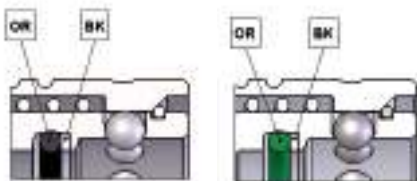


**PLASTIC CAPS**

NOMINAL SIZE			FEMALE DUST PLUG				MALE DUST CAP				COLOR	MATERIAL		
DNP	BG	ISO	COD. F	Dimensions			Weight (g)	COD. M	Dimensions			Weight (g)		
				D	L	D1			D	L	D1			
06	1	6.3	SPAV.06002	24	127	19.5	7	SPAV.06003	24.5	123	18	9	●	PVC
10	2	10	SPAV.10002	28	220	22	14	SPAV.10003	23.5	220	22	16	●	PVC
10	2	10	SPAV.10022	28	220	22	14	SPAV.10023	23.5	220	22	16	●	PVC
10	2	10	SPAV.10032	28	220	22	14	SPAV.10033	23.5	220	22	16	●	PVC
10	2	10	SPAV.10042	28	220	22	14	SPAV.10043	23.5	220	22	16	●	PVC
13	3	12.5	SPAV.13002	35	250	26	20	SPAV.13003	29	250	26	21	●	PVC
13	3	12.5	SPAV.13012	35	250	26	20	SPAV.13013	29	250	26	21	●	PVC
13	3	12.5	SPAV.13022	35	250	26	20	SPAV.13023	29	250	26	21	●	PVC
13	3	12.5	SPAV.13032	35	250	26	20	SPAV.13033	29	250	26	21	●	PVC
13	3	12.5	SPAV.13042	35	250	26	20	SPAV.13043	29	250	26	21	●	PVC
13	3	12.5	SPAV.13052	35	250	26	20	SPAV.13053	29	250	26	21	○	PVC
13	3	12.5	SPAV.13062	35	250	26	20	SPAV.13063	29	250	26	21	●	PVC
20	4	20	SPAV.20002	42	270	36	33	SPAV.20003	36.5	270	36	39	●	PVC
20	4	20	SPAV.20012	42	270	36	33	SPAV.20013	36.5	270	36	39	●	PVC
20	4	20	SPAV.20032	42	270	36	33	SPAV.20033	36.5	270	36	39	●	PVC
20	4	20	SPAV.20042	42	270	36	33	SPAV.20043	36.5	270	36	39	●	PVC
20	4	20	SPAV.20052	42	270	36	33	SPAV.20053	36.5	270	36	39	○	PVC
20	4	20	SPAV.20062	42	270	36	33	SPAV.20063	36.5	270	36	39	●	PVC
25	5	25	SPAV.25002	54	235	41	46	SPAV.25003	49	235	41	53	●	PVC


**METAL CAPS**

NOMINAL SIZE			FEMALE DUST PLUG				MALE DUST CAP				MATERIAL		
DNP	BG	ISO	COD. F	Dimensions			Weight (g)	COD. M	Dimensions			Weight (g)	
				D	L	D1			D	L	D1		
06	1	6.3	SPAV.06202	19	160	30	11	SPAV.06203	19	180	30	18	Aluminum
10	2	10	SPAV.10202	30	200	33	42	SPAV.10203	30	200	33	50	Aluminum
13	3	12.5	SPAV.13202	38	205	32	51	SPAV.13203	38	205	32	70	Aluminum
20	4	20	SPAV.20202	45	275	47	66	SPAV.20203	45	275	47	107	Aluminum
25	5	25	SPAV.25202	43	240	41	59	SPAV.25203	45	290	41	119	Aluminum
30	6	31.5	SPAV.30202	70	275	47	119	SPAV.30203	70	275	47	280	Aluminum


**SPARE PARTS**


NOMINAL SIZE			PA01 FEMALE GASKET		PA0C FEMALE GASKET	
DNP	BG	ISO	OR (NBR*)	BK (PTFE)	OR (FKM)	BK (PTFE)
06	1	6.3	PAV.006.120	PAV.006.130	-	-
10	2	10	PAV.010.120	PAV.010.130	PAV.010.120 V	PAV.010.130
13	3	12.5	PAV.013.120	PAV.013.130	PAV.013.120 V	PAV.013.130
20	4	20	PAV.019.120	PAV.019.130	PAV.019.120 V	PAV.019.130
25	5	25	PAV.025.120	PAV.025.130	PAV.025.120 V	PAV.025.130
30	6	31.5	PAV.030.120	PAV.030.130	-	-

\*AL CODICE DELLA GUARNIZIONE IN NBR AGGIUNGERE 'E' PER EPDM O 'V' PER VITON

\*TO THE NBR GASKET CODE ADD 'E' FOR EPDM OR 'V' FOR VITON

\*ZU DER ARTIKELNR. DER NBR DICHTUNG GEBEN SIE 'E' FUER EPDM ODER 'V' FUER VITON AN

\*AU CODE DU JOINT EN NBR JOINDRE 'E' POUR EPDM OU 'V' POUR VITON

**ISO A**

ACCIAIO INOX  
STAINLESS STEEL  
EDELSTAHL  
ACIER INOX

**Caratteristiche tecniche I**

- Norma: ISO 7241 A
- Occlusione: valvola
- Aggancio: sfere radiali
- Materiale: acciaio inox AISI 316
- Filettature: BSP - NPT
- Guarnizioni standard: FKM
- Temperatura d'esercizio: -25 °C +200 °C
- Guarnizioni opzionali: FFKM, EPDM o altro
- Pressioni di esercizio: 60-450 bar
- Connessione in pressione: non consentita


**Technical data E**

- Standard: ISO 7241 A
- Occlusion: poppet
- Locking: radial balls
- Material: stainless steel AISI 316
- Threads: BSP - NPT
- Standard seals: FKM
- Working temperature: -25 °C +200 °C
- Optional seals: FFKM, EPDM or more
- Working pressure: 60-450 bar
- Connection under pressure: not allowed

Nominal size				Max working pressure	Rated flow	Max flow rate	Min burst pressure			Fluid spillage
DNP	BG	ISO	mm				Male	Female	Coupled	
06	1	6.3	5	45	12	17	320	290	290	0.5
10	2	10	8.5	30	23	46	125	125	130	1.9
13	3	12.5	10.5	30	45	90	120	120	135	2.7
20	4	20	15.8	25	106	190	80	100	110	9.3
25	5	25	17.3	20	189	280	60	65	85	19
30	6	31.5	22.8	10	288	480	40	40	40	30
39	7	40	29.9	8	379	700	32	32	32	54
50	8	50	37.7	6	757	1000	25	25	25	120

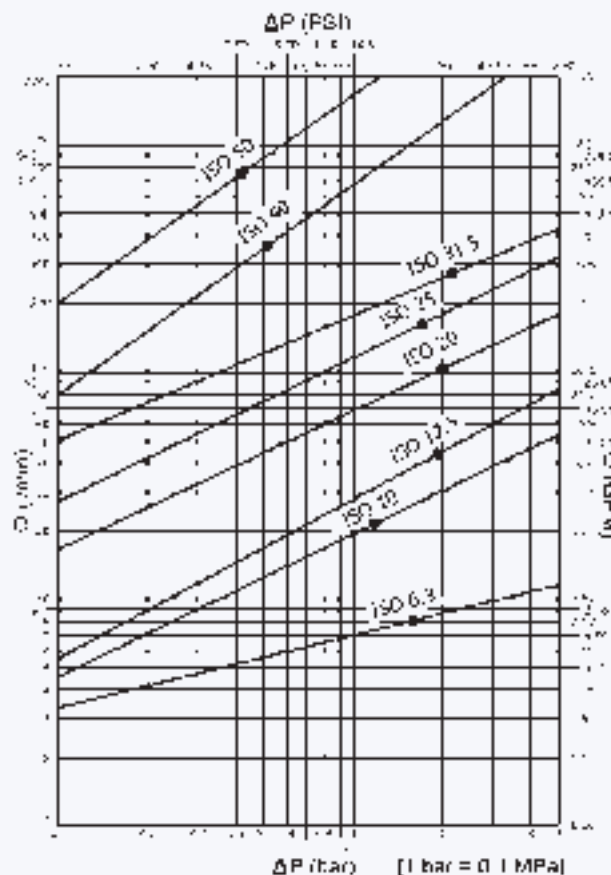
1 MPa = 145.04 psi • 1 l = 0.264 gal

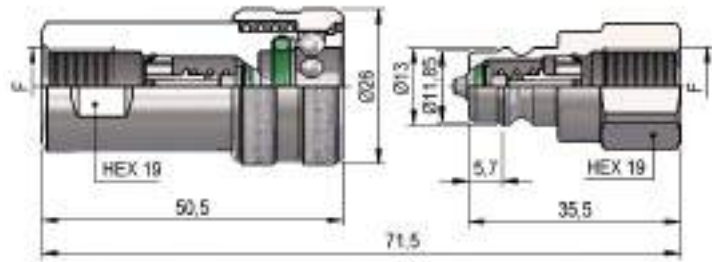
**Technische Merkmale D**

- Norm: ISO 7241 A
- Verschluss: ventil
- Kupplung: Radial Kugeln
- Werkstoff: rostfreiem Stahl AISI 316
- Gewinde: BSP - NPT
- Standard-Dichtungen: FKM
- Betriebstemperatur: -25 °C +200 °C
- Dichtungen nach Wahl: FFKM, EPDM, usw.
- Betriebsdruck: 60-450 bar
- Kuppeln unter Druck: nicht möglich

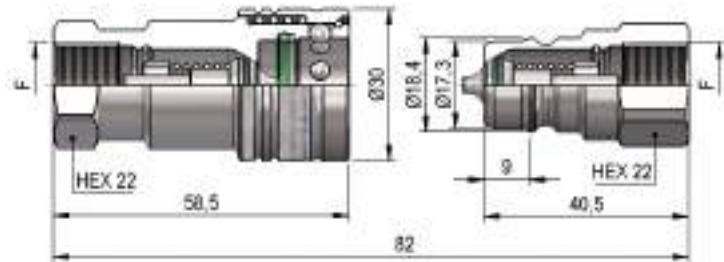
**Caracteristiques techniques F**

- Norme: ISO 7241 A
- Obturation: clapet
- Accrochage: billes radiales
- Matériel: acier inoxydable AISI 316
- Taraudage: BSP - NPT
- Joints standard: FKM
- Température de service: -25 °C +200 °C
- Joints facultatifs: FFKM, EPDM, ect.
- Pression de service: 60-450 bar
- Connexion sous pression: pas possible

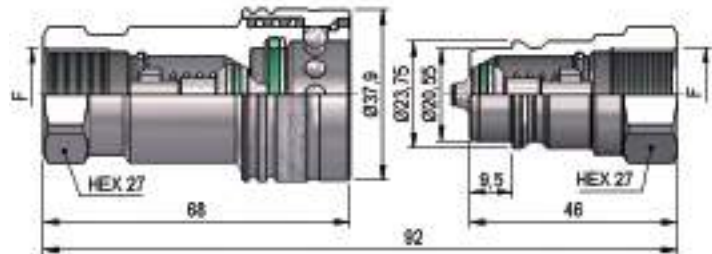


**PAVX DN06 - BG 1 - ISO 6.3**


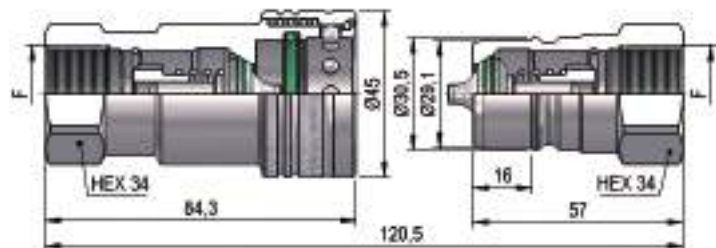
F	STANDARD	FEMMINA - FEMALE - MUFFE - FEMELLE			MASCHIO - MALE - STECKER - MALE		
		COD. F	Weight (g)	Packaging (pcs.)	COD. M	Weight (g)	Packaging (pcs.)
BSP 1/4"	DIN 3852-2-X	PAVX.0606.002	119	180	PAVX.0606.003	38	300
NPT 1/4"	ANSI B1.20.3	PAVX.0606.012	120	180	PAVX.0606.013	39	300

**PAVX DN10 - BG 2 - ISO 10**


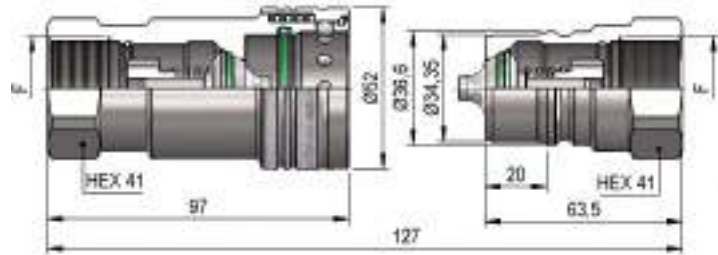
F	STANDARD	FEMMINA - FEMALE - MUFFE - FEMELLE			MASCHIO - MALE - STECKER - MALE		
		COD. F	Weight (g)	Packaging (pcs.)	COD. M	Weight (g)	Packaging (pcs.)
BSP 3/8"	DIN 3852-2-X	PAVX.1010.002	157	100	PAVX.1010.003	59	200
NPT 3/8"	ANSI B1.20.3	PAVX.1010.012	158	100	PAVX.1010.013	60	200

**PAVX DN13 - BG 3 - ISO 12.5**


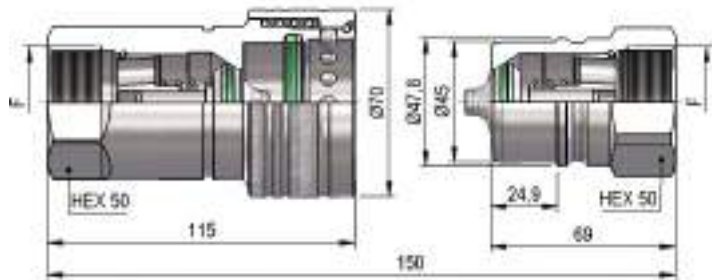
F	STANDARD	FEMMINA - FEMALE - MUFFE - FEMELLE			MASCHIO - MALE - STECKER - MALE		
		COD. F	Weight (g)	Packaging (pcs.)	COD. M	Weight (g)	Packaging (pcs.)
BSP 1/2"	DIN 3852-2-X	PAVX.1313.002	295	50	PAVX.1313.003	97	100
NPT 1/2"	ANSI B1.20.3	PAVX.1313.012	297	50	PAVX.1313.013	99	100
M22x1,5	SAE J 2244/1	PAVX.1322.102	288	50	PAVX.1322.103	89	100

**PAVX DN20 - BG 4 - ISO 20**


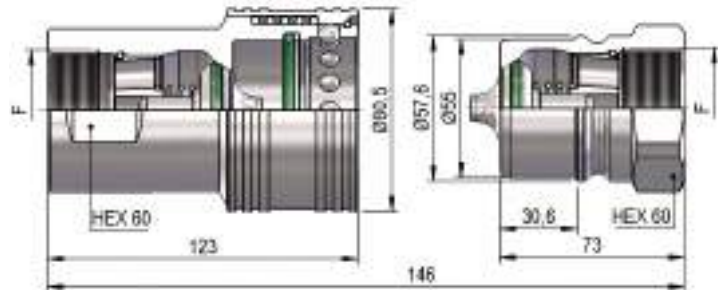
F	STANDARD	FEMMINA - FEMALE - MUFFE - FEMELLE			MASCHIO - MALE - STECKER - MALE		
		COD. F	Weight (g)	Packaging (pcs.)	COD. M	Weight (g)	Packaging (pcs.)
BSP 3/4"	DIN 3852-2-X	PAVX.2019.002	510	28	PAVX.2019.003	165	45
NPT 3/4"	ANSI B1.20.3	PAVX.2019.012	513	28	PAVX.2019.013	168	45

**PAVX DN25 - BG 5 - ISO 25**


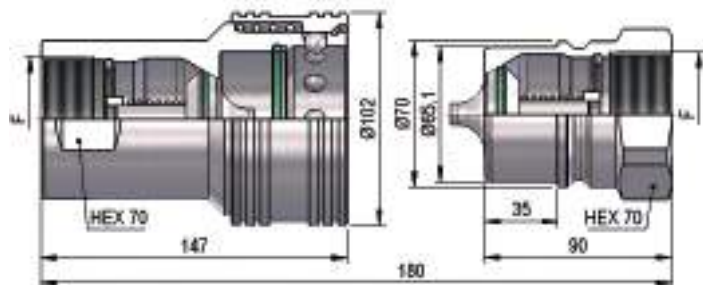
F	STANDARD	FEMMINA - FEMALE - MUFFE - FEMELLE			MASCIO - MALE - STECKER - MALE		
		COD. F	Weight (g)	Packaging (pcs.)	COD. M	Weight (g)	Packaging (pcs.)
BSP 1"	DIN 3852-2-X	PAVX.2525.002	636	20	PAVX.2525.003	285	30
NPT 1"	ANSI B1.20.3	PAVX.2525.012	643	20	PAVX.2525.013	292	30

**PAVX DN30 - BG 6 - ISO 31.5**


F	STANDARD	FEMMINA - FEMALE - MUFFE - FEMELLE			MASCIO - MALE - STECKER - MALE		
		COD. F	Weight (g)	Packaging (pcs.)	COD. M	Weight (g)	Packaging (pcs.)
BSP 1"¼	DIN 3852-2-X	PAVX.3031.002	1470	12	PAVX.3031.003	480	20
NPT 1"¼	ANSI B1.20.3	PAVX.3031.012	1485	12	PAVX.3031.013	495	20

**PAVX DN39 - BG 7 - ISO 40**


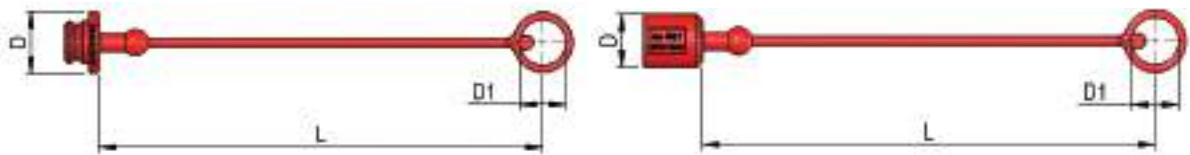
F	STANDARD	FEMMINA - FEMALE - MUFFE - FEMELLE			MASCIO - MALE - STECKER - MALE		
		COD. F	Weight (g)	Packaging (pcs.)	COD. M	Weight (g)	Packaging (pcs.)
BSP 1"½	DIN 3852-2-X	PAVX.3939.002	1980	8	PAVX.3939.003	738	12
NPT 1"½	ANSI B1.20.3	PAVX.3939.012	2020	8	PAVX.3939.013	870	12

**PAVX DN50 - BG 8 - ISO 50**


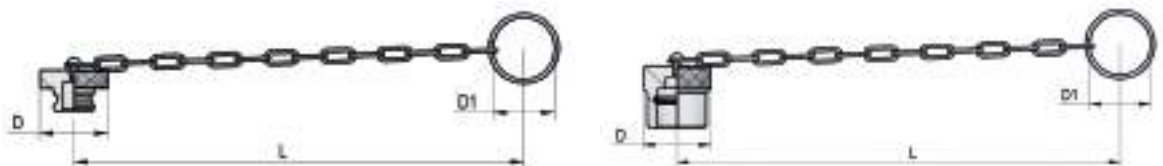
F	STANDARD	FEMMINA - FEMALE - MUFFE - FEMELLE			MASCIO - MALE - STECKER - MALE		
		COD. F	Weight (g)	Packaging (pcs.)	COD. M	Weight (g)	Packaging (pcs.)
BSP 2"	DIN 3852-2-X	PAVX.5051.002	3490	5	PAVX.5051.003	1168	8
NPT 2"	ANSI B1.20.3	PAVX.5051.012	3500	5	PAVX.5051.013	1178	8

**PLASTIC CAPS**

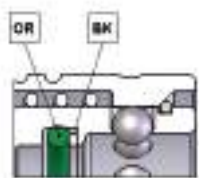
NOMINAL SIZE			FEMALE DUST PLUG					MALE DUST CAP					COLOR	MATERIAL
DNP	BG	ISO	COD. F	Dimensions			Weight	COD. M	Dimensions			Weight		
				D	L	D1	(g)		D	L	D1	(g)		
06	1	6.3	SPAV.06002	24	127	19.5	7	SPAV.06003	24.5	123	18	9	●	PVC
10	2	10	SPAV.10002	28	220	22	14	SPAV.10003	23.5	220	22	16	●	PVC
10	2	10	SPAV.10022	28	220	22	14	SPAV.10023	23.5	220	22	16	●	PVC
10	2	10	SPAV.10032	28	220	22	14	SPAV.10033	23.5	220	22	16	●	PVC
10	2	10	SPAV.10042	28	220	22	14	SPAV.10043	23.5	220	22	16	●	PVC
13	3	12.5	SPAV.13002	35	250	26	20	SPAV.13003	29	250	26	21	●	PVC
13	3	12.5	SPAV.13012	35	250	26	20	SPAV.13013	29	250	26	21	●	PVC
13	3	12.5	SPAV.13022	35	250	26	20	SPAV.13023	29	250	26	21	●	PVC
13	3	12.5	SPAV.13032	35	250	26	20	SPAV.13033	29	250	26	21	●	PVC
13	3	12.5	SPAV.13042	35	250	26	20	SPAV.13043	29	250	26	21	●	PVC
13	3	12.5	SPAV.13052	35	250	26	20	SPAV.13053	29	250	26	21	○	PVC
13	3	12.5	SPAV.13062	35	250	26	20	SPAV.13063	29	250	26	21	●	PVC
20	4	20	SPAV.20002	42	270	36	33	SPAV.20003	36.5	270	36	39	●	PVC
20	4	20	SPAV.20012	42	270	36	33	SPAV.20013	36.5	270	36	39	●	PVC
20	4	20	SPAV.20032	42	270	36	33	SPAV.20033	36.5	270	36	39	●	PVC
20	4	20	SPAV.20042	42	270	36	33	SPAV.20043	36.5	270	36	39	●	PVC
20	4	20	SPAV.20052	42	270	36	33	SPAV.20053	36.5	270	36	39	○	PVC
20	4	20	SPAV.20062	42	270	36	33	SPAV.20063	36.5	270	36	39	●	PVC
25	5	25	SPAV.25002	54	235	41	46	SPAV.25003	49	235	41	53	●	PVC


**METAL CAPS**

NOMINAL SIZE			FEMALE DUST PLUG					MALE DUST CAP					MATERIAL
DNP	BG	ISO	COD. F	Dimensions			Weight	COD. M	Dimensions			Weight	
				D	L	D1	(g)		D	L	D1	(g)	
06	1	6.3	SPAV.06202	19	160	30	11	SPAV.06203	19	180	30	18	Aluminum
10	2	10	SPAV.10202	30	200	33	42	SPAV.10203	30	200	33	50	Aluminum
13	3	12.5	SPAV.13202	38	205	32	51	SPAV.13203	38	205	32	70	Aluminum
20	4	20	SPAV.20202	45	275	47	66	SPAV.20203	45	275	47	107	Aluminum
25	5	25	SPAV.25202	43	240	41	59	SPAV.25203	45	290	41	119	Aluminum
30	6	31.5	SPAV.30202	70	275	47	119	SPAV.30203	70	275	47	280	Aluminum
39	7	40	SPAV.39202	83	275	47	170	SPAV.39203	83	275	47	453	Aluminum
50	8	50	SPAV.50202	99	275	47	297	SPAV.50203	99	275	47	731	Aluminum


**SPARE PARTS**

NOMINAL SIZE			FEMALE GASKET	
DNP	BG	ISO	OR (FKM)	BK (PTFE)
06	1	6.3	PLT.304.030 V	-
10	2	10	PAV.010.120 V	PAV.010.130
13	3	12.5	PAV.013.120 V	PAV.013.130
20	4	20	PAV.019.120 V	PAV.019.130
25	5	25	PAV.025.120 V	PAV.025.130
30	6	31.5	PAVX.030.120	-
39	7	40	PAVX.039.120	-
50	8	50	PAVX.050.120	-






**STANDARD**

VALVOLA  
POPPET  
VENTIL  
CLAPET

**Caratteristiche tecniche I**

- Intercambiabilità: con i principali produttori
- Occlusione: valvola
- Aggancio: sfere radiali
- Materiale: acciaio
- Finitura: Zn-Fe (Cr III)
- Filettature: BSP - NPT
- Guarnizioni standard: NBR
- Temperatura d'esercizio: -25 °C +100 °C
- Guarnizioni opzionali: FKM, FFKM, EPDM o altro
- Pressioni di esercizio: 100-400 bar
- Connessione in pressione: non consentita


**Technical data E**

- Interchange: with the main producers
- Occlusion: poppet
- Locking: radial balls
- Material: steel
- Finishing: Zn-Fe (Cr III)
- Threads: BSP - NPT
- Standard seals: NBR
- Working temperature: -25 °C +100 °C
- Optional seals: FKM, FFKM, EPDM or more
- Working pressure: 100-400 bar
- Connection under pressure: not allowed

Nominal size				Max working pressure	Rated flow	Max flow rate	Min burst pressure			Fluid spillage
DNP	BG	ISO	mm				Male	Female	Coupled	
06	1	6.3	6.5	40	12	24	160	170	170	1
10	2	10	8.5	35	23	46	150	170	150	2.4
13	3	12.5	10.5	25	45	90	100	140	120	2.7
20	4	19	15.7	25	106	190	100	120	110	8.6
25	5	25	16.6	25	189	250	120	110	100	13
30	6	31.5	22.8	22	288	480	100	90	100	30
39	7	40	29.9	20	379	700	96	80	80	52
50	8	50	46.5	10	757	1000	40	40	40	90

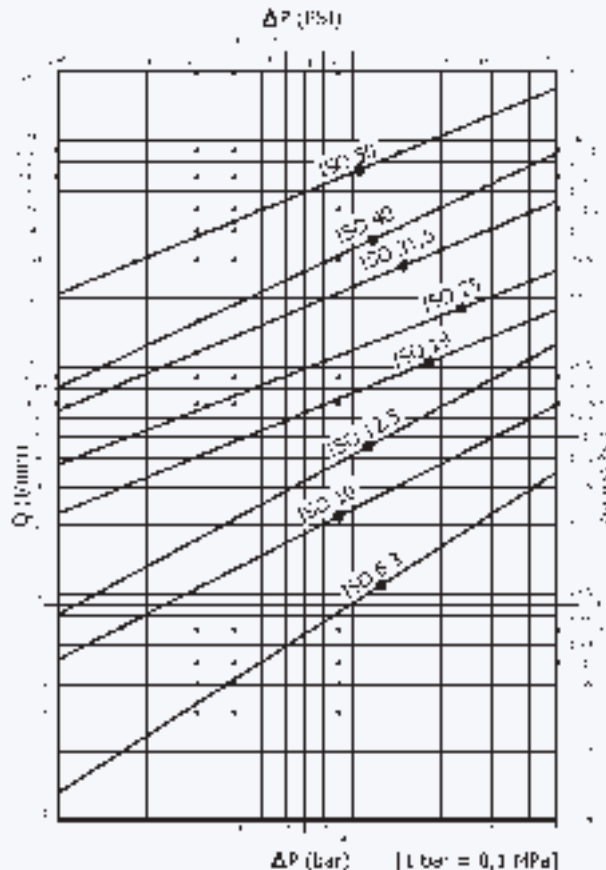
1 MPa = 145.04 psi • 1 l = 0.264 gal

**Technische Merkmale D**

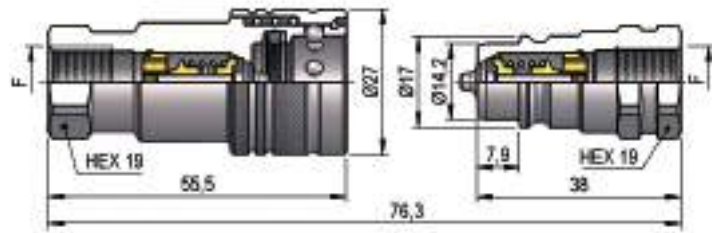
- Austauschbarkeit: mit den wichtigsten Lieferanten
- Verschluss: ventil
- Kupplung: Radial Kugeln
- Werkstoff: Stahl
- Ausführung: Zn-Fe (Cr III)
- Gewinde: BSP - NPT
- Standard-Dichtungen: NBR
- Betriebstemperatur: -25 °C +100 °C
- Dichtungen nach Wahl: FKM, FFKM, EPDM, usw.
- Betriebsdruck: 100-400 bar
- Kuppeln unter Druck: nicht möglich

**Caracteristiques techniques F**

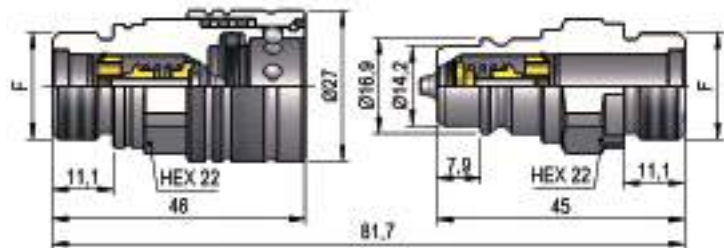
- Intercangeabilité: avec les principaux producteurs
- Obturation: clapet
- Accrochage: billes radiales
- Matériel: acier
- Traitement: Zn-Fe (Cr III)
- Taraudage: BSP - NPT
- Joints standard: NBR
- Température de service: -25 °C +100 °C
- Joints facultatifs: FKM, FFKM, EPDM, ect.
- Pression de service: 100-400 bar
- Connexion sous pression: pas possible



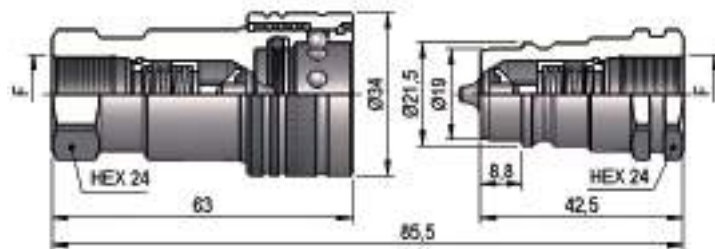


**PDV1 DN06 - BG 1 - ISO 6.3**


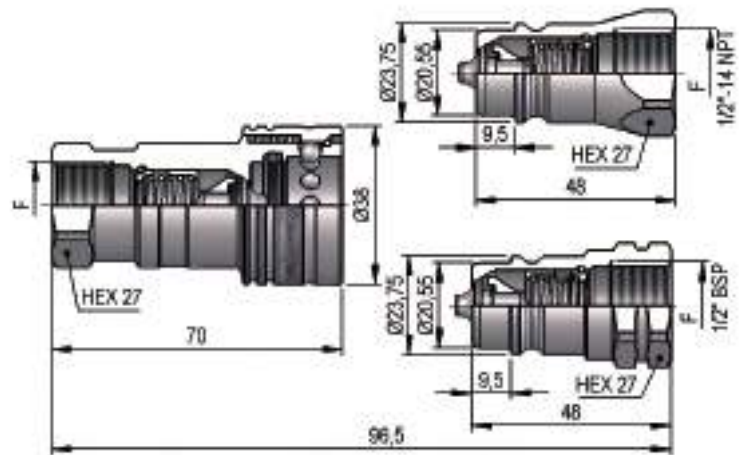
F	STANDARD	FEMMINA - FEMALE - MUFFE - FEMELLE			MASCCHIO - MALE - STECKER - MALE		
		COD. F	Weight (g)	Packaging (pcs.)	COD. M	Weight (g)	Packaging (pcs.)
BSP 1/4"	DIN 3852-2-X	PDV1.0606.002	118	100	PDV1.0606.003	46	300
NPT 1/4"	ANSI B1.20.3	PDV1.0606.012	119	100	PDV1.0606.013	47	300



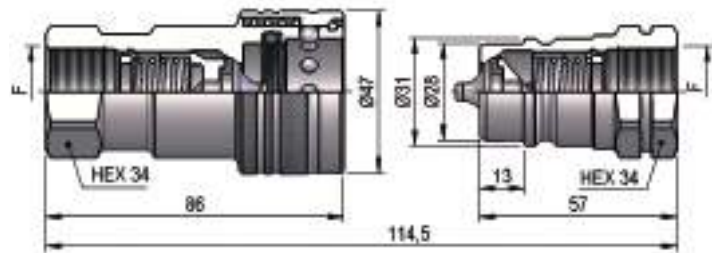
F	STANDARD	FEMMINA - FEMALE - MUFFE - FEMELLE			MASCCHIO - MALE - STECKER - MALE		
		COD. F	Weight (g)	Packaging (pcs.)	COD. M	Weight (g)	Packaging (pcs.)
3/4"-16 UNF-2A	SAE J1926-3	PDV1.0619.302	100	100	PDV1.0619.303	65	300

**PDV1 DN10 - BG 2 - ISO 10**


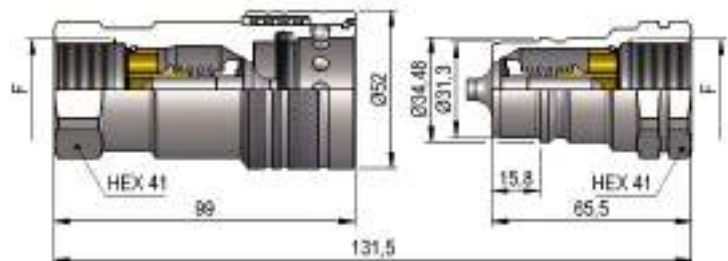
F	STANDARD	FEMMINA - FEMALE - MUFFE - FEMELLE			MASCCHIO - MALE - STECKER - MALE		
		COD. F	Weight (g)	Packaging (pcs.)	COD. M	Weight (g)	Packaging (pcs.)
BSP 3/8"	DIN 3852-2-X	PDV1.1010.002	200	56	PDV1.1010.003	80	200
NPT 3/8"	ANSI B1.20.3	PDV1.1010.012	201	56	PDV1.1010.013	81	200

**PDV1 DN13 - BG 3 - ISO 12.5**


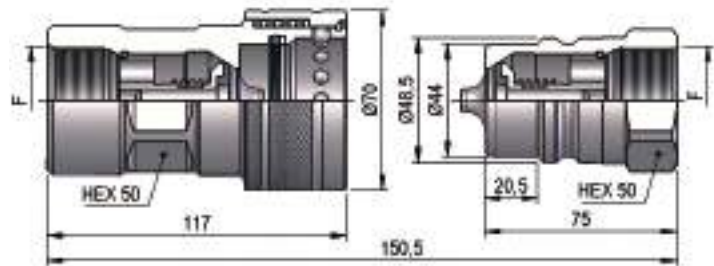
F	STANDARD	FEMMINA - FEMALE - MUFFE - FEMELLE			MASCHIO - MALE - STECKER - MALE		
		COD. F	Weight (g)	Packaging (pcs.)	COD. M	Weight (g)	Packaging (pcs.)
BSP 1/2"	DIN 3852-2-X	PAV1.1313.002	268	50	PAV1.1313.003	97	200
NPT 1/2"	ANSI B1.20.3	PAV1.1313.012	269	50	PAV1.1313.013	98	200

**PDV1 DN20 - BG 4 - ISO 19**


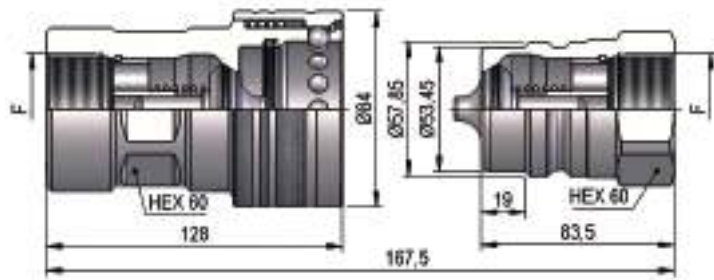
F	STANDARD	FEMMINA - FEMALE - MUFFE - FEMELLE			MASCHIO - MALE - STECKER - MALE		
		COD. F	Weight (g)	Packaging (pcs.)	COD. M	Weight (g)	Packaging (pcs.)
BSP 3/4"	DIN 3852-2-X	PDV1.2019.002	473	28	PDV1.2019.003	183	45
NPT 3/4"	ANSI B1.20.3	PDV1.2019.012	478	28	PDV1.2019.013	188	45

**PDV1 DN25 - BG 5 - ISO 25**


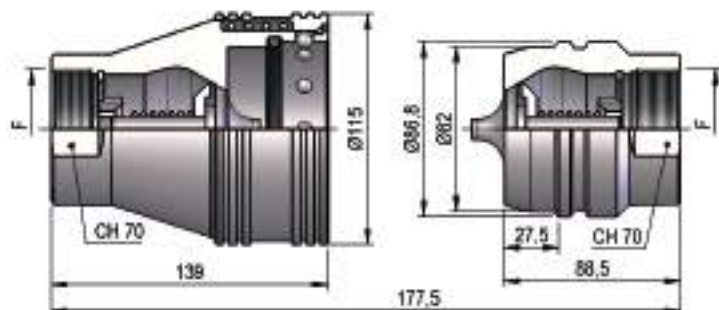
F	STANDARD	FEMMINA - FEMALE - MUFFE - FEMELLE			MASCHIO - MALE - STECKER - MALE		
		COD. F	Weight (g)	Packaging (pcs.)	COD. M	Weight (g)	Packaging (pcs.)
BSP 1"	DIN 3852-2-X	PDV1.2525.002	736	20	PDV1.2525.003	282	30
NPT 1"	ANSI B1.20.3	PDV1.2525.012	743	20	PDV1.2525.013	289	30

**PDV1 DN30 - BG 6 - ISO 31.5**


F	STANDARD	FEMMINA - FEMALE - MUFFE - FEMELLE			MASCIO - MALE - STECKER - MALE		
		COD. F	Weight (g)	Packaging (pcs.)	COD. M	Weight (g)	Packaging (pcs.)
BSP 1"¼	DIN 3852-2-X	PDV1.3031.002	1520	12	PDV1.3031.003	556	20
NPT 1"¼	ANSI B1.20.3	PDV1.3031.012	1537	12	PDV1.3031.013	573	20
RC 1"¼	UNI ISO 7/1	PDV1.3031.042	1537	12	PDV1.3031.043	573	20

**PDV1 DN39 - BG 7 - ISO 40**


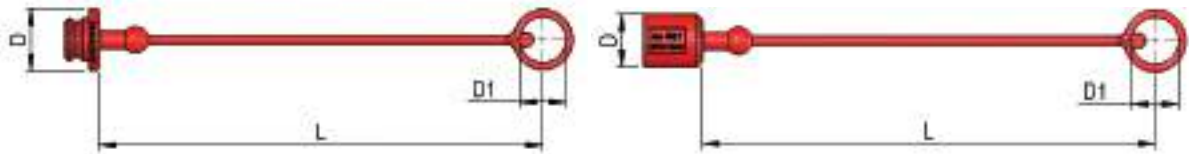
F	STANDARD	FEMMINA - FEMALE - MUFFE - FEMELLE			MASCIO - MALE - STECKER - MALE		
		COD. F	Weight (g)	Packaging (pcs.)	COD. M	Weight (g)	Packaging (pcs.)
BSP 1"½	DIN 3852-2-X	PDV1.3939.002	2472	8	PDV1.3939.003	936	12
NPT 1"½	ANSI B1.20.3	PDV1.3939.012	2491	8	PDV1.3939.013	955	12
RC 1"½	UNI ISO 7/1	PDV1.3939.042	2491	8	PDV1.3939.043	955	12

**PDV1 DN50 - BG 8 - ISO 50**


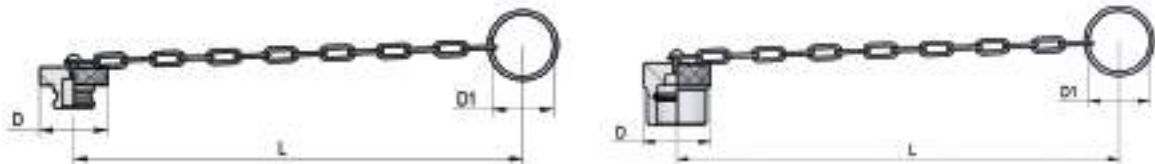
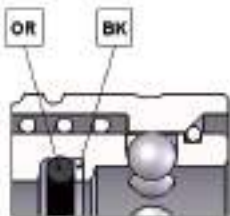
F	STANDARD	FEMMINA - FEMALE - MUFFE - FEMELLE			MASCIO - MALE - STECKER - MALE		
		COD. F	Weight (g)	Packaging (pcs.)	COD. M	Weight (g)	Packaging (pcs.)
BSP 2"	DIN 3852-2-X	PDV1.5051.002	4010	5	PDV1.5051.003	1892	8
NPT 2"	ANSI B1.20.3	PDV1.5051.012	4020	5	PDV1.5051.013	1900	8
RC 2"	UNI ISO 7/1	PDV1.5051.042	4020	5	PDV1.5051.043	1900	8

**PLASTIC CAPS**

NOMINAL SIZE			FEMALE DUST PLUG					MALE DUST CAP					COLOR	MATERIAL
DNP	BG	ISO	COD. F	Dimensions			Weight (g)	COD. M	Dimensions			Weight (g)		
				D	L	D1			D	L	D1			
06	1	6.3	SPDV.06002	25	204	19.5	13	SPDV.06003	22	204	19.5	15	●	PVC
10	2	10	SPDV.10002	31	207	24.5	15	SPDV.10003	26	205	24.5	18	●	PVC
10	2	10	SPDV.10032	31	207	24.5	15	SPDV.10033	26	205	24.5	18	●	PVC
13	3	12.5	SPAV.13002	35	250	26	20	SPAV.13003	29	250	26	21	●	PVC
13	3	12.5	SPAV.13012	35	250	26	20	SPAV.13013	29	250	26	21	●	PVC
13	3	12.5	SPAV.13022	35	250	26	20	SPAV.13023	29	250	26	21	●	PVC
13	3	12.5	SPAV.13032	35	250	26	20	SPAV.13033	29	250	26	21	●	PVC
13	3	12.5	SPAV.13042	35	250	26	20	SPAV.13043	29	250	26	21	●	PVC
13	3	12.5	SPAV.13052	35	250	26	20	SPAV.13053	29	250	26	21	○	PVC
13	3	12.5	SPAV.13062	35	250	26	20	SPAV.13063	29	250	26	21	●	PVC
20	4	19	SPDV.20002	44	270	33	38	SPDV.20003	37	270	33	43	●	PVC
20	4	19	SPDV.20032	44	270	33	38	SPDV.20033	37	270	33	43	●	PVC
25	5	25	SPDV.25002	50	290	39	45	SPDV.25003	41	290	39	56	●	PVC
50	8	50	SPDV.50002	115	270	45	169	SPDV.50003	100	300	45	293	●	PVC


**METAL CAPS**

NOMINAL SIZE			FEMALE DUST PLUG					MALE DUST CAP					MATERIAL
DNP	BG	ISO	COD. F	Dimensions			Weight (g)	COD. M	Dimensions			Weight (g)	
				D	L	D1			D	L	D1		
13	3	12.5	SPAV.13202	38	205	32	51	SPAV.13203	38	205	32	70	Aluminum
30	6	31.5	SPAV.30202	70	275	47	120	SPDV.30203	63	275	47	215	Aluminum
39	7	40	SPAV.39202	83	275	47	170	SPDV.39203	78	275	47	355	Aluminum


**SPARE PARTS**


NOMINAL SIZE			FEMALE GASKET	
DNP	BG	ISO	OR (NBR*)	BK (PTFE)
06	1	6.3	PDV.006.120	PDV.006.130
10	2	10	PDV.010.120	PDV.010.130
13	3	12.5	PAV.013.120	PAV.013.130
20	4	19	PDV.019.120	PVV.019.130
25	5	25	PDV.025.120	PDV.025.130
30	6	31.5	PDV.030.120	PDV.030.130
39	7	40	PDV.039.120	PDV.039.130
50	8	50	PDV.050.120	-

\*AL CODICE DELLA GUARNIZIONE IN NBR AGGIUNGERE 'E' PER EPDM O 'V' PER VITON

\*TO THE NBR GASKET CODE ADD 'E' FOR EPDM OR 'V' FOR VITON

\*ZU DER ARTIKELNR. DER NBR DICHTUNG GEBEN SIE 'E' FUER EPDM ODER 'V' FUER VITON AN

\*AU CODE DU JOINT EN NBR JOINDRE 'E' POUR EPDM OU 'V' POUR VITON

**STANDARD**

SFERA  
BALL  
KUGEL  
BILLE

**Caratteristiche tecniche I**

- Intercambiabilità: con i principali produttori
- Occlusione: sfera
- Aggancio: sfere radiali
- Materiale: acciaio
- Finitura: Zn-Fe (Cr III)
- Filettature: BSP - NPT - SAE
- Guarnizioni standard: NBR
- Temperatura d'esercizio: -25 °C +100 °C
- Guarnizioni opzionali: FKM, FFKM, EPDM o altro
- Pressioni di esercizio: 200-300 bar
- Connessione in pressione: non consentita

**Technical data E**


- Interchange: with the main producers
- Occlusion: ball
- Locking: radial balls
- Material: steel
- Finishing: Zn-Fe (Cr III)
- Threads: BSP - NPT - SAE
- Standard seals: NBR
- Working temperature: -25 °C +100 °C
- Optional seals: FKM, FFKM, EPDM or more
- Working pressure: 200-300 bar
- Connection under pressure: not allowed

**Technische Merkmale D**

- Austauschbarkeit: mit den wichtigsten Lieferanten
- Verschluss: kugel
- Kupplung: Radial Kugeln
- Werkstoff: Stahl
- Ausführung: Zn-Fe (Cr III)
- Gewinde: BSP - NPT - SAE
- Standard-Dichtungen: NBR
- Betriebstemperatur: -25 °C +100 °C
- Dichtungen nach Wahl: FKM, FFKM, EPDM, usw.
- Betriebsdruck: 200-300 bar
- Kuppeln unter Druck: nicht möglich

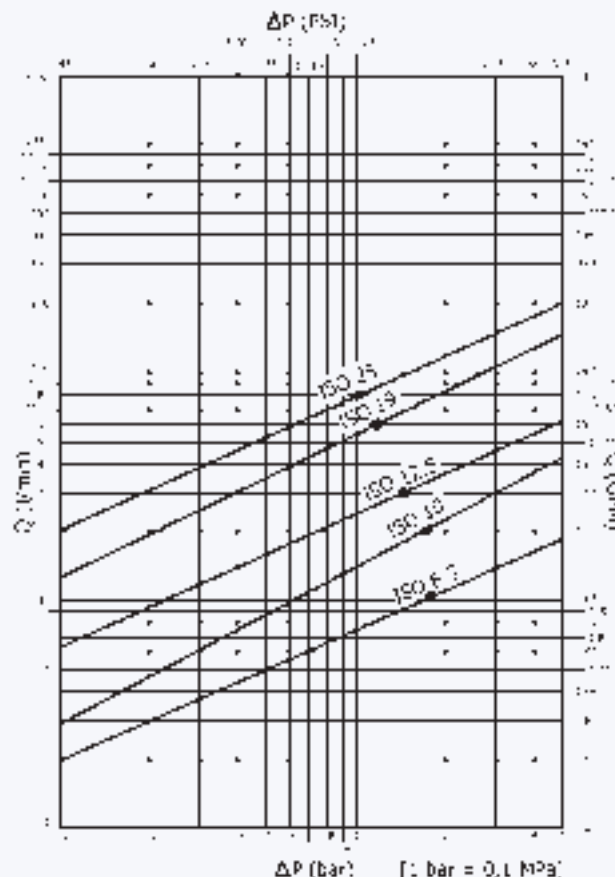
**Caracteristiques techniques F**

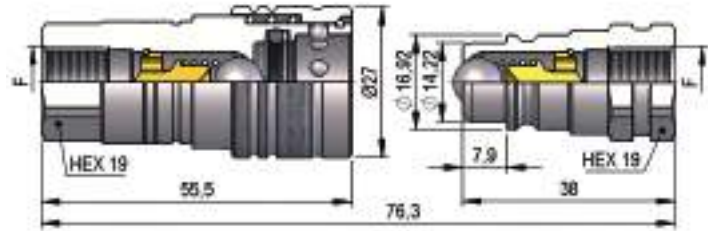
- Intercangeabilité: avec les principaux producteurs
- Obturation: bille
- Accrochage: billes radiales
- Matériel: acier
- Traitement: Zn-Fe (Cr III)
- Taraudage: BSP - NPT - SAE
- Joints standard: NBR
- Température de service: -25 °C +100 °C
- Joints facultatifs: FKM, FFKM, EPDM, ect.
- Pression de service: 200-300 bar
- Connexion sous pression: pas possible



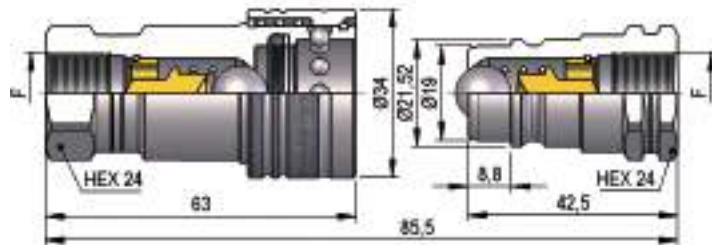
Nominal size				Max working pressure	Rated flow	Max flow rate	Min burst pressure			Fluid spillage
							Male	Female	Coupled	
DNP	BG	ISO	mm	MPa	l/min	l/min	MPa	MPa	MPa	cc
06	1	6.3	5.3	30	12	20	120	120	150	0.5
10	2	10	7.4	25	23	35	100	100	160	1.4
13	3	12.5	8.9	20	30	55	80	95	130	1.9
20	4	19	12.4	20	60	120	80	110	120	4.6
25	5	25	13.1	20	80	160	85	110	100	5.9

1 MPa = 145.04 psi • 1 l = 0.264 gal

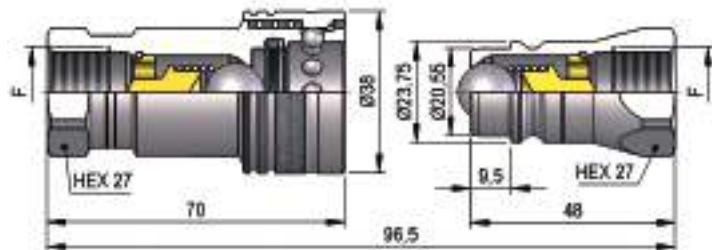


**PDS1 DN06 - BG 1 - ISO 6.3**


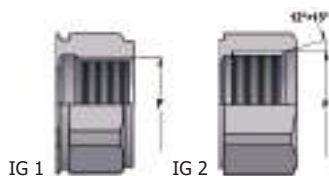
F	STANDARD	FEMMINA - FEMALE - MUFFE - FEMELLE			MASCHIO - MALE - STECKER - MALE		
		COD. F	Weight (g)	Packaging (pcs.)	COD. M	Weight (g)	Packaging (pcs.)
BSP 1/4"	DIN 3852-2-X	PDS1.0606.002	127	100	PDS1.0606.003	47	300
NPT 1/4"	ANSI B1.20.3	PDS1.0606.012	128	100	PDS1.0606.013	48	300

**PDS1 DN10 - BG 2 - ISO 10**


F	STANDARD	FEMMINA - FEMALE - MUFFE - FEMELLE			MASCHIO - MALE - STECKER - MALE		
		COD. F	Weight (g)	Packaging (pcs.)	COD. M	Weight (g)	Packaging (pcs.)
BSP 3/8"	DIN 3852-2-X	PDS1.1010.002	207	56	PDS1.1010.003	86	200
NPT 3/8"	ANSI B1.20.3	PDS1.1010.012	208	56	PDS1.1010.013	87	200

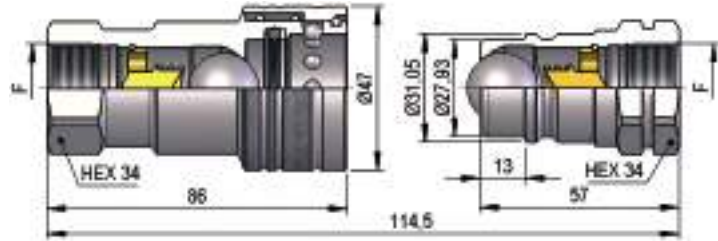
**PDS1 DN13 - BG 3 - ISO 12.5**


THREADS	F	STANDARD	FEMMINA - FEMALE - MUFFE - FEMELLE			MASCHIO - MALE - STECKER - MALE		
			COD. F	Weight (g)	Packaging (pcs.)	COD. M	Weight (g)	Packaging (pcs.)
<b>IG 1</b>	BSP 1/2"	DIN 3852-2-X	PDS1.1313.002	273	50	PDS1.1313.003	101	200
	NPT 1/2"	ANSI B1.20.3	PDS1.1313.012	275	50	PDS1.1313.013	103	200
<b>IG 2</b>	3/4"-16 UNF 2B	SAE J 1926-1	PDS1.1319.032	281	50	PDS4.1319.033	108	200
	7/8"-14 UNF 2B	SAE J 1926-1	PDS1.1323.032	267	50	PDS1.1323.033	93	200

**THREADS**


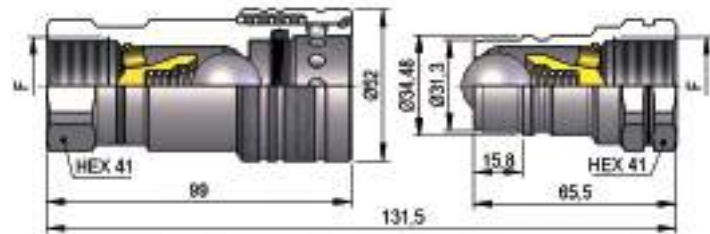


## PDS1 DN20 - BG 4 - ISO 19



F	STANDARD	FEMMINA - FEMALE - MUFFE - FEMELLE			MASCHIO - MALE - STECKER - MALE		
		COD. F	Weight (g)	Packaging (pcs.)	COD. M	Weight (g)	Packaging (pcs.)
BSP 3/4"	DIN 3852-2-X	PDS1.2019.002	494	28	PDS1.2019.003	205	45
NPT 3/4"	ANSI B1.20.3	PDS1.2019.012	500	28	PDS1.2019.013	210	45

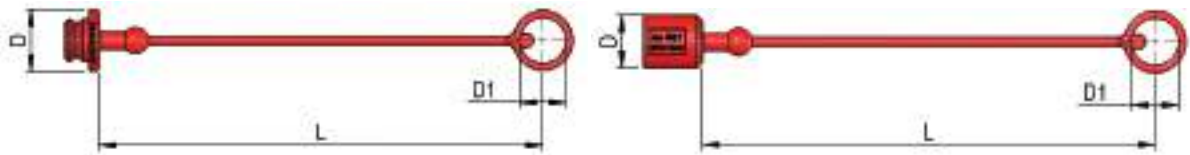
## PDS1 DN25 - BG 5 - ISO 25



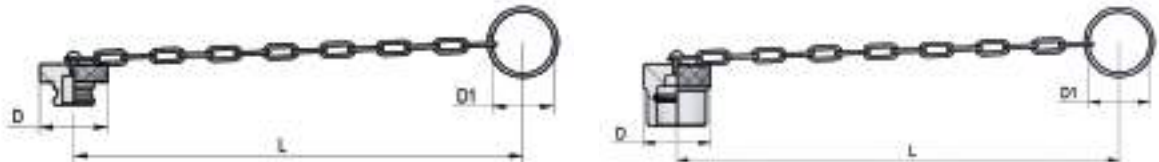
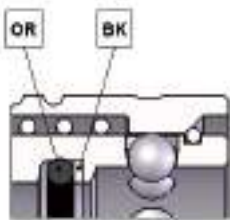
F	STANDARD	FEMMINA - FEMALE - MUFFE - FEMELLE			MASCHIO - MALE - STECKER - MALE		
		COD. F	Weight (g)	Packaging (pcs.)	COD. M	Weight (g)	Packaging (pcs.)
BSP 1"	DIN 3852-2-X	PDS1.2525.002	768	20	PDS1.2525.003	302	30
NPT 1"	ANSI B1.20.3	PDS1.2525.012	775	20	PDS1.2525.013	310	30

**PLASTIC CAPS**

NOMINAL SIZE			FEMALE DUST PLUG					MALE DUST CAP					COLOR	MATERIAL
DNP	BG	ISO	COD. F	Dimensions			Weight (g)	COD. M	Dimensions			Weight (g)		
				D	L	D1			D	L	D1			
06	1	6.3	SPDV.06002	25	204	19.5	13	SPDV.06003	22	204	19.5	15	●	PVC
10	2	10	SPDV.10002	31	207	24.5	15	SPDV.10003	26	205	24.5	18	●	PVC
10	2	10	SPDV.10032	31	207	24.5	15	SPDV.10033	26	205	24.5	18	●	PVC
13	3	12.5	SPAV.13002	35	250	26	20	SPAV.13003	29	250	26	21	●	PVC
13	3	12.5	SPAV.13012	35	250	26	20	SPAV.13013	29	250	26	21	●	PVC
13	3	12.5	SPAV.13022	35	250	26	20	SPAV.13023	29	250	26	21	●	PVC
13	3	12.5	SPAV.13032	35	250	26	20	SPAV.13033	29	250	26	21	●	PVC
13	3	12.5	SPAV.13042	35	250	26	20	SPAV.13043	29	250	26	21	●	PVC
13	3	12.5	SPAV.13052	35	250	26	20	SPAV.13053	29	250	26	21	○	PVC
13	3	12.5	SPAV.13062	35	250	26	20	SPAV.13063	29	250	26	21	●	PVC
20	4	19	SPDV.20002	44	270	33	38	SPDV.20003	37	270	33	43	●	PVC
20	4	19	SPDV.20032	44	270	33	38	SPDV.20033	37	270	33	43	●	PVC
25	5	25	SPDV.25002	50	290	39	45	SPDV.25003	41	290	39	56	●	PVC


**METAL CAPS**

NOMINAL SIZE			FEMALE DUST PLUG					MALE DUST CAP					MATERIAL
DNP	BG	ISO	COD. F	Dimensions			Weight (g)	COD. M	Dimensions			Weight (g)	
				D	L	D1			D	L	D1		
13	3	12.5	SPAV.13202	38	205	32	51	SPAV.13203	38	205	32	70	Aluminum


**SPARE PARTS**


NOMINAL SIZE			FEMALE GASKET	
DNP	BG	ISO	OR (NBR*)	BK (PTFE)
06	1	6.3	PDV.006.120	PDV.006.130
10	2	10	PDV.010.120	PDV.010.130
13	3	12.5	PAV.013.120	PAV.013.130
20	4	19	PDV.019.120	PVV.019.130
25	5	25	PDV.025.120	PDV.025.130

\*AL CODICE DELLA GUARNIZIONE IN NBR AGGIUNGERE 'E' PER EPDM O 'V' PER VITON

\*TO THE NBR GASKET CODE ADD 'E' FOR EPDM OR 'V' FOR VITON

\*ZU DER ARTIKELNR. DER NBR DICHTUNG GEBEN SIE 'E' FUER EPDM ODER 'V' FUER VITON AN

\*AU CODE DU JOINT EN NBR JOINDRE 'E' POUR EPDM OU 'V' POUR VITON